

2024

Fabrication & Maintenance Tools

# Tube Tool Crib

Elliott Tool Technologies

**3 Ways Operator  
Training  
Can Benefit  
Your Organization**

Page 22

**When To  
Retube Or  
Replace A  
Vessel**

Page 156

**What's The  
Deal With  
SA-105  
Plugs?**

Page 164

**30% Tube  
Expansion  
Savings  
Guaranteed.**

**All New Ultra Hawk  
Assisted Rolling System**

Page 88

**ULTRA HAWK™**



# A History Of Innovation

## 1892 – Present

### Why Choose Elliott Tool?

In September 1892, an inventor and manufacturer named Gustav Wiedeke began a small manufacturing business in a modest building at the rear of his Dayton, Ohio home. Today, over 100 years later, Wiedeke Dayton has become Elliott Tool Technologies Ltd. due to Mr. Wiedeke's efforts.

The Wiedeke business continued to operate as a family enterprise for the next 32 years. By this time, Wiedeke products had earned a worldwide reputation for excellence in the industries they served. Wiedeke tools were innovative enough

to be covered by various patents and trademarks.

In 1916, William Elliott also recognized the need and opportunity in the industry for efficient tube cleaning equipment. Operating plants in both Ohio and Pennsylvania, the company went through several company name iterations (Lagonda Springfield and Elliott Springfield) and eventually became known as the Elliott Company. By the late 1960's, Elliott Company also enjoyed a worldwide reputation for its cleaning and turbo-machinery products. And in 1969,

acquired the Gustav Wiedeke Company.

Today we are a private company known as Elliott Tool Technologies. Boasting self directed work teams, exceptional customer service, and a continued commitment to produce tube tools Gustav Wiedeke and William Swan Elliott would be proud of.

Elliott Tool Technologies is proud to represent more than 125 years of manufacturing, sales, and engineering experience.



1892



*This is the oldest known photograph of the employees of the Gustav Wiedeke Company, Predecessor of the Elliott Company in Ohio. It was probably taken around 1906. Gustav Wiedeke, Jr., in vest, second from right.*

2024



### FEATURED ARTICLES



#### 3 Ways Operator Training Can Benefit Your Organization

Page 22



#### When To Retube Or Replace A Vessel

Page 156



#### What's The Deal With SA-105 Tube Plugs?

Page 164

### ARTICLES

3 Ways Operator Training Can Benefit Your Organization.....	22
Elliott Tool Technologies To Support Metal Finishing Sales .....	40
Minimum vs Average Wall Tubing & Why It Matters.....	68
Why Should Tubes Be Cleaned Before Testing.....	102
Mechanical Tube Cleaning Advantages & Common Misconceptions .....	134
When To Retube Or Replace A Vessel: How Wall Loss & Tube Leaks Impact Vessel Efficiency .....	156
What's The Deal With SA-105? Understanding Tube Plug Materials & Welding.....	164
Boiler Tube Removal: How To Create A Kinghole .....	180
Increase Tool Life On Tough Materials: The Benefits Of Tapping Spears .....	200



### RESULTS REPORTS

Alfa Laval ACE Reduces Expansion Cycle Times By 50% .....	8
Keller & Associates Finds The Best Bead In The Market.....	34
US Fabricator Cut Costs & Boosted Quality With The 24 Series.....	54
Dunn Heat Exchanger, Inc. Reduces Cycle Times by 80% With Parallel Pin Expansion.....	86
University Of Texas At Austin Chooses Die-Hard As Their Preferred Tube Cleaning Machine.....	114
NPB Finds A Superior And Productive Way To Clean Boiler Tubes.....	120



## Contact Us

Email: [sales@elliott-tool.com](mailto:sales@elliott-tool.com)  
 Web: [www.elliott-tool.com](http://www.elliott-tool.com)

For Terms and Conditions, visit our website:  
[www.elliott-tool.com/terms](http://www.elliott-tool.com/terms)

#### North / Central / South America

Phone: +1 (937) 253 6133  
 Toll-Free: +1 (800) 332 0447  
 Fax: +1 (937) 253 9189  
 Address: 1760 Tuttle Avenue  
 Dayton, OH 45403  
 United States

#### United States Gulf Coast

Phone: +1 (409) 995 0803  
 Email: [gulfcoastsales@elliott-tool.com](mailto:gulfcoastsales@elliott-tool.com)  
 Address: 2814 25th Ave North  
 Texas City, TX 77590  
 United States

#### Europe, Middle East, Asia

Phone: +44 (0) 1643 709037  
 Fax: +1 (937) 253 9189  
 Address: United Kingdom

# Tube Tools

## Table Of Contents

**6** **INSTALL**



**100** **CLEAN**



**151** **TEST**



**160** **PLUG**



**178** **REMOVE**



**218** **SUPPORT**



## Elliott Has The Tube Tools You Need To Get The Job Done

The last thing you should have to worry about is the quality of your tools. You can count on Elliott to provide tools that are tougher than the job and are the best in the industry. Whether it's a tube cleaner, tester, plug, removal, or installation, Elliott's full line of products is sure to have the tube tool you're looking for.

### INSTALL

Tube Hole Gauges .....	10
Tube Sheet Hole Brushes.....	12
Grooving (Serrating) Tools.....	13
Hand Hole Seat Grinder .....	14
Pneumatic Hammer.....	15
Tube End Facers.....	16
Tube End Face Drive Motors .....	17
Tube Pilots/Guides .....	18
Lubricants.....	19
900 Series Flaring Boiler Expanders .....	20
1500 Series Flaring Boiler Expanders .....	24
3400 Series Flaring Boiler Expanders .....	26
3300 Series Straight Boiler Expanders.....	28
DRE Series Deep Roll Boiler Expanders .....	30
40 Series Straight Boiler Expanders.....	32
4480 Series Single Roll Beading Expanders.....	36
23 Series Condenser Expanders .....	38
24 Series Condenser Expanders .....	42
6621 Series Sugar Mill Vacuum Pan Expanders .....	56
3321 Series Sugar Mill Vacuum Pan Expanders .....	57
Collet Style Support Sheet Expanders.....	58
Tube Expander Accessories .....	59
99 Series Electric Rolling Motors .....	60
ELC110220 Electric Torque Controller .....	62
ET Series Torque Controlled Pneumatic Rolling Motors .....	64
Midi/Maxi Torque Controlled Pneumatic Rolling Motors .....	67
445 Series Right Angle Rolling Motors.....	70
Stall Torque Pneumatic Rolling Motors.....	72
Rolling Motor Accessories.....	73
Table Hawk .....	76
Rapid Hawk .....	80
24 Series Auto-Lubrication Expanders.....	84
Ultra Hawk Assisted Tube Rolling System .....	88
HT24 & HX24 Series Auto-Lubrication Expanders.....	92
Monster Hawk .....	96
PX24 Series Parallel Pin Expanders .....	99

### CLEAN

Jumbo Jiffy Gun .....	104
5224XL & 5125 Heat Exchanger Cleaners.....	106
Roto-Jet.....	110
Die-Hard.....	116
Soot Buster.....	118
Turbine Style Straight Tube Cleaner .....	122
Turbine Style Curved Tube Cleaner .....	129
Turbine Style Tube Cleaner Accessories & Heads.....	142
Operating Hoses.....	143

Aluminum Siphon Tube Cleaner .....	144
Gas Line Renewal.....	145
Pipe Rattling Equipment .....	146
ET Series Oilfield Pipeyard Cleaning Heads & Motors .....	147

### TEST

RECON 1250 & 2500 Series Tube Leak Test Guns: Pressure.....	152
RECON 1500 Series Tube Leak Test Guns: Vacuum .....	158

### PLUG

One-Piece Tube Plugs.....	162
Two-Piece Tube Plugs.....	168
High Pressure Mechanical Tube Plugs.....	172

### REMOVE

One-Revolution Tube Cutter .....	182
PTTC Series Tube Cutter.....	184
300 Series Boiler Tube Cutter .....	186
Tube Facing & Weld Removal Cutting Inserts.....	187
SpeedCut.....	188
Hydraulic Pumps .....	192
Collet Tube Puller .....	193
Super Collet Tube Puller .....	194
Cyclgrip Semi-Continuous Tube Puller .....	197
Tube Tugger .....	198
Super Tube Tugger .....	199
TT Tube Spears.....	204
Stub Tugger .....	206
Manual Tube Puller.....	208
E-Series Hex Spears .....	209
Pneumatic Hammer.....	211
Knockout & Collapsing Tools.....	212
Wall-Reducing Tools.....	213
Jumbo Tube Buster .....	214

### SUPPORT

Quality Assurance .....	220
'I Need It Yesterday' Expediting .....	221
Rental Capability .....	222
Tube Wall Conversion Table.....	224
Recommended Cutting Speeds .....	225

Helpful application guides, manuals, and other information that will help you get your job done more efficiently are offered for free. In addition we offer local support in more than 30 countries around the world.

To access information, visit our web site:  
[www.elliott-tool.com](http://www.elliott-tool.com)



Quality products  
manufactured in the USA.



Many of our products are available for rent. Please see page 222 for more information on Elliott's rental program.



**INSTALL**

Tube Hole Gauges .....	10	3321 Series Sugar Mill Vacuum	
Tube Sheet Hole Brushes.....	12	Pan Expanders .....	57
Grooving (Serrating) Tools.....	13	Collet Style Support Sheet Expanders.....	58
Hand Hole Seat Grinder .....	14	Tube Expander Accessories .....	59
Pneumatic Hammer.....	15	99 Series Electric Rolling Motors .....	60
Tube End Facers.....	16	ELC110220 Electric Torque Controller .....	62
Tube End Facer Drive Motors .....	17	ET Series Torque Controlled	
Tube Pilots/Guides .....	18	Pneumatic Rolling Motors.....	64
Lubricants.....	19	Midi/Maxi Torque Controlled	
900 Series Flaring Boiler Expanders .....	20	Pneumatic Rolling Motors.....	67
1500 Series Flaring Boiler Expanders .....	24	445 Series Right Angle Rolling Motors.....	70
3400 Series Flaring Boiler Expanders .....	26	Stall Torque Pneumatic Rolling Motors .....	72
3300 Series Straight Boiler Expanders.....	28	Rolling Motor Accessories .....	73
DRE Series Deep Roll Boiler Expanders .....	30	Table Hawk Assisted Rolling System .....	76
40 Series Straight Boiler Expanders.....	32	Rapid Hawk Assisted Rolling System .....	80
4480 Series Single Roll		24 Series Auto-Lubrication Expanders .....	84
Beading Expanders .....	36	Ultra Hawk Assisted Tube Rolling System ..	88
23 Series Condenser Expanders .....	38	HT24 & HX24 Series Auto-Lubrication	
24 Series Condenser Expanders .....	42	Expanders.....	92
6621 Series Sugar Mill Vacuum		Monster Hawk Assisted Tube	
Pan Expanders .....	56	Rolling System.....	96
		PX24 Series Parallel Pin Expanders .....	99



# Alfa Laval ACE Reduces Expansion Cycle Times by 50%



Featured: (From left to right) Nang Pau- Operator, Jason Black- Quality Inspector, Charles Rice- CU Team Manager, Randy Hall- Quality Manager, Gin Sing- Operator, Ryan Pitre- Manufacturing Engineer, Travis McCollough- Quality Inspector, Mark Gorgas- Factory Manager. (From bottom Left to right) John R. Scott- SU Team Manager, Dave Foster- Maintenance Team Leader

## QUICK SUMMARY

### The Challenge

- Current tube rolling system was primarily by feel and did not provide the expansion consistency they wanted.
- Too much time spent re-rolling to pass hydro.
- Stopping periodically to lubricate their expanders was time consuming.

### The Solution

- Elliott's Hybrid Series Rapid Hawk with pneumatic motor and Direct Torque™ electronic torque control.
- Production trials to determine joint consistency, ease of operator use, and rolling times.

### The Results

- Time savings of 50% per tube and a cost savings of ~\$60,000 annually.
- Virtually zero tube leaks, reducing the number of man-hours attributed to re-rolling.
- Provided  $\pm 2\%$  variance from the target wall reduction.
- Significant time-savings from the through-the-cage auto-lubrication feature.
- Increased ergonomics reduced operator fatigue and strain.
- Increased tool life.

## The Challenge

Alfa Laval ACE, located in Broken Arrow, OK, specializes in heat transfer, separation, and fluid handling technology. With a focus on producing quality air coolers for their customers, rolling consistency was of utmost importance. With their current tube rolling method relying heavily on operator feel to regulate the amount of wall reduction, the accuracy of wall reduction was lower than desired. This resulted in too much time spent re-rolling tubes.

In addition to consistency, Alfa Laval was also looking for a method that would reduce the number of man-hours spent on a project. Due to their current tube rolling method, operators not only needed to regulate the amount of expansion taking place, they also had to stop periodically to re-lubricate the tooling. Operators

would spend up to 1,350 hours annually lubricating tooling alone. Not to mention, this process was extremely messy and resulted in extra time spent cleaning up excess lubricant. Overall, this heavy reliance on operator care increased the amount of time and cost spent on a project.

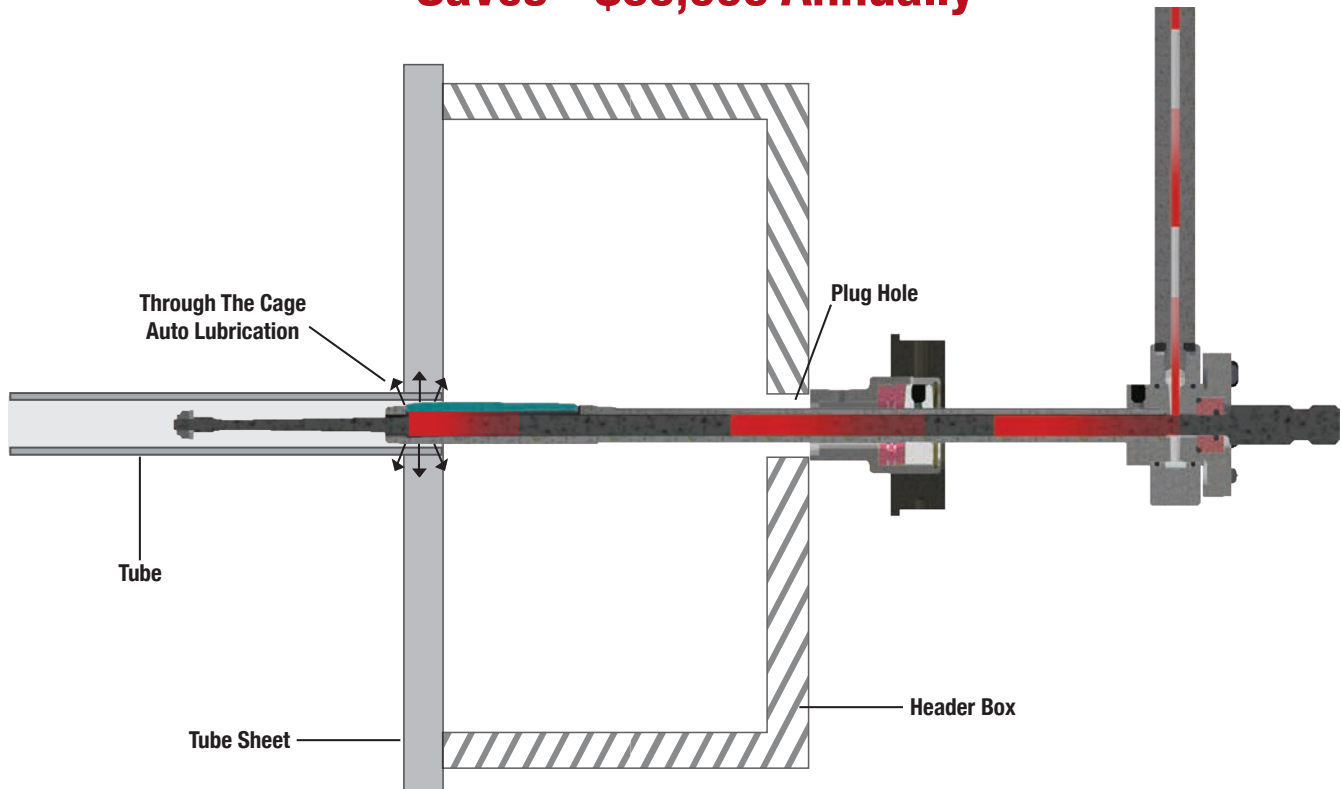
## The Solution

With roll consistency being of top priority, the Alfa Laval Team was eager to find an alternative tube rolling method. After numerous conversations with Elliott representatives, the Alfa Laval Team decided that the Hybrid Series Rapid Hawk could be the most comprehensive solution.

Elliott's Hybrid Series Rapid Hawk utilizes a pneumatic motor to provide fast cycle times for each expansion. While pneumatic motors are faster than electric, they tend to have challenges with consistency due to fluctuations in air volume or pressure. The Hybrid Series is able to help Alfa Laval achieve their goal of more consistency and less rework by utilizing Direct Torque™, an electronic torque control built into the Hybrid Series that can work with any motor regardless of its power source. Additionally, the Auto-Lubrication feature would greatly reduce the amount of downtime between tube expansions by providing lubricant through the cage directly to the rolls and mandrel during each expansion. Operators would also appreciate the Auto-Cycle feature, as it would reduce the amount of time and



# Through The Cage Auto-Lubrication Saves ~\$60,000 Annually



“ The Auto-Lube system has been huge, with a time savings of 50% per tube and a cost savings of ~\$60,000 annually. ”

-Ryan Pitre, Manufacturing Engineer, Alfa Laval

manual force required to insert and retract the expander from the tubes.

After receiving the Hybrid Series Rapid Hawk, Alfa Laval conducted several trials to determine wall reduction consistency, ease of operator use, and overall rolling cycle time.

## The Results

The Hybrid Series Rapid Hawk produced positive results almost immediately. With roll consistency showing a significant improvement, Alfa Laval was pleased with the accuracy of the system. “We aim for an 8% reduction and the Hybrid Series gets us to that range so well,” said Ryan Pitre, Manufacturing Engineer. “The quality and roll consistency is so much better. It takes into account all variables and executes precisely.” The Hybrid Series rolled tubes within 2% of their target wall reduction

every time, whereas their previous tube rolling method had as much as 6% variation. This increase in consistency significantly reduced the number of man-hours attributed to re-rolling tubes, with virtually zero leaking joints at hydro testing.

The Hybrid Series was also able to reduce the tube-to-tube expansion cycle time and the overall cost to complete a project. “The Auto-Lube system has been huge, with a time savings of 50% per tube and a cost savings of ~\$60,000 annually,” Ryan said. Not only did the auto-lubrication system save man hours from lubricating tooling, it also significantly reduced the time spent cleaning up excess lubricant.

The Direct Torque™ control not only increased accuracy, but it also benefitted operators. The guesswork that was necessary with their previous tube rolling

system was eliminated, allowing them to complete their job faster. Additionally, the Auto-Cycle reduced the amount of time spent between expansions by starting, stopping, and reversing automatically. It also reduced the amount of manual force required to complete a job: “It [Auto-Cycle] makes it so easy to use. It draws itself into the tube and pushes itself out, so virtually no operator force is needed,” Ryan said.

With the significant increase in accuracy and consistency, the Rapid Hawk Hybrid Series was able to help operators increase productivity. Overall, the Alfa Laval Team was extremely pleased with both the performance of the system and the support gained from the Elliott team. “Support was the reason we went with the Elliott equipment,” Ryan explained, “The product is great and the people we worked with have been great.”

# Tube Hole Gauge

## Hole Size

- 0.375" to 2.000" OD
- (9.5 to 51.0mm) OD

*Elliott's Tube Hole Gauges make it easy to accurately measure tube IDs and tube sheet holes found in vessels such as heat exchangers, chillers, and surface condensers.*

Simply insert the tube gauge in the tube or tube sheet hole and use the three point ball contact to obtain an accurate measurement. Elliott's Reversible Dial Plate offers metric on one side and inch/decimal on the other to suit your needs.

The standard measurement depth is 4" (101.6mm) or 8" (203.2mm) (see the table to the right) with additional extensions of 8" (203.2mm) available. See the Spares & Accessories section for more information on these extensions.



## Features & Benefits:

- 3 point contact much more accurate than common 2 point calipers.
- Can measure inside the tube where the actual rolling area will occur.
- More economical and rugged than electronic gauges.
- Easy to calibrate in field so accuracy is maintained.
- Large, reversible dial face for easily measuring in inches and metric.

## Tube Hole Gauge includes:

- Tube Hole Gauge
- Setting Ring
- Wrench
- Storage Box

## Spares & Accessories:

- Mandrel Extension: Will add 8" (203.2mm) to maximum reach. One Body Extension is required for each Mandrel Extension.
- Body Extension: Will add 8" (203.2mm) to maximum reach. One Mandrel Extension is required for each Body Extension.
- Mandrel
- Body
- Setting Ring



# Tube Hole Gauge

Tube OD	ID Range		Tube Hole Gauge	Reach	Setting Ring	Mandrel Extension*	Body Extension*
	Min	Max					
<b>3/8"</b> (9.5mm)	0.290" (7.4mm)	0.350" (8.9mm)	876200-375	4"	8252-3/8	876210-500	876211-375
<b>1/2"</b> (12.0mm)	0.350" (8.9mm)	0.450" (11.4mm)	876200-500	4"	8252-1/2		876211-500
<b>5/8"</b> (15.9mm)	0.440" (11.0mm)	0.560" (14.2mm)	876200-625	4"	8252-5/8		876211-625
<b>3/4"</b> (19.1mm)	0.550" (14.0mm)	0.715" (18.2mm)	876200-750	8"	8252-3/4		876211-750
<b>7/8"</b> (22.2mm)	0.675" (17.1mm)	0.840" (21.3mm)	876200-875	8"	8252-7/8		
<b>1"</b> (25.4mm)	0.800" (20.3mm)	0.965" (24.5mm)	876200-1000	8"	8252-1		
<b>1-1/4"</b> (31.8mm)	0.950" (24.1mm)	1.170" (29.7mm)	876200-1250	8"	8252-1-1/4		
<b>1-3/8"</b> (35.0mm)	1.085" (27.5mm)	1.295" (32.9mm)	876200-1375	8"	8252-1-3/8		
<b>1-1/2"</b> (38.1mm)	1.240" (31.5mm)	1.450" (36.8mm)	876200-1500	8"	8252-1-1/2		
<b>1-3/4"</b> (44.5mm)	1.440" (36.6mm)	1.650" (41.9mm)	876200-1750	8"	8252-1-3/4	876210-2000	876211-1750
<b>1-7/8"</b> (47.6mm)	1.630" (41.4mm)	1.840" (46.7mm)	876200-1875	8"	8252-1-7/8		876211-2000
<b>2"</b> (50.8mm)	1.700" (43.2mm)	1.910" (48.5mm)	876200-2000	8"	8252-2		

\*Note: Extensions will add 8 inches of reach. Multiple extensions may be used to achieve a longer reach.



# Tube Sheet Hole Brushes

## Hole Size

- 0.250" to 1.250" OD
- (6.4 to 31.8mm) OD

*Elliott's Tube Sheet Hole Brushes clean and remove hard deposits from tube sheets and support plate holes in surface condensers and heat exchangers.*

These brushes are constructed of high carbon steel with a double twisted stem to provide for maximum life and durability.

## Features & Benefits:

- High carbon steel bristles for cleaning hard deposits.
- Brush stems are high carbon steel with a double twist for extra life. Brush stems could also be stainless steel.



Size		Brush
Inch	mm	
1/4"	6.0	P5252-4
3/8"	9.5	P5252-6
1/2"	12.7	P5252-8
5/8"	15.9	P5252-10
3/4"	19.1	P5252-12
7/8"	22.2	P5252-14
1"	25.4	P5252-16
1-1/4"	31.8	P5252-20



# GT Series Grooving (Serrating) Tools

## Hole Size

- 0.375" to 3.000" OD
- (9.5 to 76.2mm) OD



## Cutting Edge Design & Performance

### Increase Mandrel Tool Life & Cutting Performance With Reusable Wear Pads

Elliott's newly redesigned GT Series Grooving & Serrating Tools are engineered for optimal cutting performance and tool life. Now equipped with a reusable wear pad, the new mandrel design allows for metal chips to escape easily, reducing damage to the mandrel and tube sheet hole.

Grooving (Serrating) Tools can be used manually to clean up existing grooves or in milling and drilling equipment for OEM tube sheet thicknesses of 3/8" (9.5mm) through 2-1/8" (54.0mm).

### GT Series Grooving Tool includes:

- Cutter Bit (GT-31-3 configuration)
- Mandrel
- Wear Pad\*

\*Only for GT750 sizes & up

### Features & Benefits:

#### Improve Cutting Performance

Cutter bits are designed for extended tool life, allowing for repeatable, accurate cuts.

#### Extend Mandrel Tool Life

Mandrel wear pad reduces tool wear, eliminating the need to replace the mandrel.

#### Designed For Optimal Metal Chip Escape

New mandrel design allows for optimal chip escape, reducing damage to the mandrel and tube sheet hole.

#### Suitable For A Variety Of Applications

Designed for use in both manual and machining applications, the GT Series allows for customer flexibility.

### Spares & Accessories:

- Cutter Bit: Available in different configurations for cutting ferrous and stainless steel materials.
- Mandrel
- Wear Pad Set

Size		Grooving Tool	Mandrel	Wear Pad Set	Morse Taper
Inch	mm				
3/8	9.5	GT375*	GT375-03*	-	3
1/2	12.7	GT500*	GT500-03*		
5/8	15.9	GT625*	GT625-03*		
3/4	19.1	GT750P	GT750-03P	GT750WP	4
7/8	22.2	GT875P	GT875-03P	GT875WP	
1	25.4	GT1000P	GT1000-03P	GT1000WP	
1-1/4	31.8	GT1250P	GT1250-03P	GT1250WP	
1-1/2	38.1	GT1500P	GT1500-03P	GT1500WP	
1-3/4	44.5	GT1750P	GT1750-03P	GT1750WP	
2	50.8	GT2000P	GT2000-03P	GT2000WP	
2-1/2	63.5	GT2500P	GT2500-03P	GT2500WP	
3	76.2	GT3000P	GT3000-03P	GT3000WP	

\*Sizes under 3/4" (19.1mm) do not require a wear pad.

### Dimensions for ABC listed below



GT375	GT500	GT625- GT3000			
Grooving Tool Blades			A	B	C
GT375-31-1	GT500-31-1	GT100-31-1*	1/8"	1/8"	1/8"
GT375-31-3	GT500-31-3	GT100-31-3*	1/8"	1/4"	1/8"
GT375-31-4	GT500-31-4	GT100-31-4*	1/8"	3/8"	1/8"
-	GT500-31-6	GT100-31-6*	1/8"	1/2"	1/8"
-	GT500-31-7	GT100-31-7*	1/8"	5/8"	1/8"

Note: GT375-31 and GT500-31 blades work on ferrous and stainless steel materials.

\* Add an "S" to the end when working on Stainless Steel tubes or tube sheets.

Contact Elliott for more blade configurations.



# Hand Hole Seat Grinder

## Seat Width

- 0.187" to 0.656"
- (4.8 to 16.7mm)

Elliott's 7099-1 Hand Hole Seat Grinder is air-powered, light, easy to handle, and precision-engineered to reface boiler header seats.

The Hand Hole Seat Grinder self-aligns for precision grinding every time, holding the grinding wheel securely in one plane. All movement of the grinder is confined precisely within the plane to ensure unvarying accuracy.

The model 7099-1 allows you to reach surfaces that hand methods can't get to and even reduces recurrent leakage around boiler plugs.

## Features & Benefits:

- Saves lots of time as the boiler does not need to be brought up in order to check for leaks.
- Coarse grinding wheels available for quick removal of material. Fine grinding wheels available for smooth finish.

## Specifications:

- Accommodates seat widths between 0.187" to 0.656" (4.7mm to 16.7mm).
- RPM: 5,000 @ 90 PSI.
- Weight: 30 Lbs (13.6 kgs).
- Includes guide rollers.

RPM	PSI	Hose Connection	Hose Size
5,000	90	1/4 NPT	5/16" (7.92mm)



## 7099-1 Hand Hole Seat Grinder includes:

- Hand hold grinding assembly with pneumatic motor
- Filter-Lubricator
- Shut-off valve
- Hose whip
- Inspection mirror
- Set of wrenches
- Set of 4 Guide rollers
- Carrying case

## Spares & Accessories:

- Grinding Wheels
- Cup Brushes
- 702636 Extension Link: Used to extend reach beyond 11-1/2" (292.1mm).
- P7026-9 Wheel Dresser: Used for restoring the grinding surface of the grinding wheel.

Seat Width		Guide Roller		Grinding Wheels		Cup Brush	Wheel & Brush Diameter	
inch	mm	No.	Part Number	Coarse	Fine		Inch	mm
0.187	4.75	10	702628-3	7026-21	7026-22	702630	2.00	50.80
0.218	5.54	11	702628-2					
0.250	6.35	11X	702628					
0.281	7.14	12	702628-1					
0.312	7.92	10	702628-3	7026-23	7026-24	702830-1	2.25	57.15
0.343	8.71	11	702628-2					
0.375	9.53	11X	702628					
0.406	10.31	12	702628-1					
0.437	11.10	10	702628-3	7026-25	7026-26	702830-2	2.50	63.50
0.468	11.89	11	702628-2					
0.500	12.70	11X	702628					
0.531	13.49	12	702628-1					
0.562	14.27	10	702628-3	7026-27	7026-28	702830-3	2.75	69.85
0.593	15.06	11	702628-2					
0.625	15.88	11X	702628					
0.656	16.66	12	702628-1					



# 430G Series Pneumatic Hammer

## Tube Size

- 0.250" to 2.000"+ OD
- (6.4 to 50.8mm) OD

Elliott's 430G Pneumatic Hammer is the recommended driving tool for Elliott's Beading Tools and Flaring Tools.

Beading Tools are made with different size radii for beading tubes in firetube boilers while Flaring Tools are used for flaring the inside of tube ends.

The 430G Pneumatic Hammer accepts Type No. 6 0.680" (17.3mm) diameter by 2-3/8" (60.3mm) long shanks.



## Features & Benefits:

- Lightweight & compact design - easy to move in tight areas.
- Uses retainers on tools - improved operator safety.

## Specifications:

- Piston Diameter & Stroke: 1-1/8" X 2" (28.6 X 50.8mm)
- Length (Overall): 14" (355.6mm)
- Blows per minute: 2,300
- Net Weight: 17 lbs. (7 Kg.)
- Air Requirement: 30 CFM @ 90 PSI
- Hose Diameter: 1/2" (12.7mm)

Elliott's Pneumatic Beading Tools, used with the 430G Pneumatic Hammer, are made with different size radii for beading tubes in firetube boilers.

The standard Type No. 1 shank is 0.680" (17.3mm) diameter by 2-3/8" (60.3mm) long.

Elliott's Flaring Tools, used with the 430G Pneumatic Hammer, are used for flaring the inside of tube ends.


The standard Type No. 6 shank is 0.680" (17.3mm) diameter by 2-3/8" (60.3mm) long with an oval collar.

## 430G Pneumatic Hammer package includes:

- Hose Whip
- Filter-Lubricator
- Carrying Case

## Spares & Accessories:

- 6070 Filter-lubricator: Included with the 430G Pneumatic Hammer package.
- Flaring Tools.
- Beading Tools.

Beading Tools			
Radius For Pneumatic	For Tubes Bead Inches	BWG	Beading Tool
75-456	9/64 (3.6mm)	13 and Lighter	
75-456S	3/16 (4.8mm)	10, 11 and 12	
75-456A	7/32 (5.6mm)	8 and 9	

Flaring Tools		
Tube Size	Part No.	Flaring Tool
1/4" thru 3/8"	8498D	
7/16" thru 1"	8498	
1" thru 1-1/2"	8498A	
1-5/8" thru 2"	8498B	



# ETF Series Tube End Facers

## Tube Size

- 0.375" to 1.500" OD
- (9.5 to 38.1mm) OD

Elliott's ETF Series Tube End Facers are ideal for trimming heat exchanger, condenser, and chiller tubes to a specific tube projection after tube expansion.

Each Tube End Facer is equipped with an adjustable collar to allow tubes to be faced flush or to a specified length from the tube sheet. Each Tube End Facer also incorporates a 3/8" (9.5mm) male hex.

The Tube End Facers use high alloy facer bits with two cutting edges that are specially coated for increased life. Elliott offers two bit styles, Non-Ferrous / Steel and Stainless Steel, to achieve optimum cutting efficiency.

Elliott's electric and pneumatic motors are excellent drivers for Tube End Facers. See next page for more information.

## Features & Benefits:

- Economical & easy blade replacement.
- Standard pilot set included.
- Adjustable stand-off - 1/4" to flush.



## Tube Facer Includes:

- Tube Facer
- Facer Pilots
- Hex Keys

## Spares & Accessories:

- Non-Ferrous Steel Facer Bits
- Stainless Steel Facer Bits
- Cutting Oil: *See page 19 for part numbers.*
- Pilots

Tube OD		Std. Gauge Range	Tube ID		*Tube Facer	Tool Bits		Pilots
Inch	Metric		Inch	Metric		Non-Ferrous Steel	Stainless Steel	
3/8	9.53	16-23	0.245 - 0.319	6.22 - 8.10	ETF375	ETF376	ETF376SS	ETF375P(ga)
1/2	12.70	16-23	0.370 - 0.444	9.40 - 11.28	ETF500	ETF506	ETF506SS	ETF500P(ga)
5/8	15.88	14-23	0.459 - 0.569	11.66 - 14.45	ETF625	ETF626	ETF626SS	ETF625P(ga)
3/4	19.05	10-23	0.482 - 0.694	12.24 - 17.63	ETF750	ETF756	ETF756SS	ETF750P(ga)
7/8	22.22	10-23	0.607 - 0.791	15.42 - 20.09	ETF875	ETF876	ETF876SS	ETF875P(ga)
1	25.40	10-23	0.782 - 0.916	19.86 - 23.27	ETF1000	ETF1006	ETF1006SS	ETF1000P(ga)
1-1/8	28.58	10-23	0.907 - 1.041	23.04 - 26.44	ETF1125	ETF1126	ETF1126SS	ETF1125P(ga)
1-1/4	31.75	10-23	1.032 - 1.166	26.21 - 29.62	ETF1250	ETF1256	ETF1256SS	ETF1250P(ga)
1-3/8	34.93	10-23	1.157 - 1.291	29.39 - 32.79	ETF1375	ETF1376	ETF1376SS	ETF1375P(ga)
1-1/2	38.10	10-23	1.282 - 1.416	32.56 - 35.97	ETF1500	ETF1506	ETF1506SS	ETF1500P(ga)

\*Specify Non-Ferrous or Stainless Steel Tool Bit when ordering.







Model 447000



Model P5154

## Electric Motors

Motor	RPM	Voltage	Hz	Amps
447000	Low Gear: 60-140	110	50/60	16
447000-220	High Gear: 200-470	220		8

Motors are supplied with a 5/8" Jacob's chuck and 3/4" Square Female Socket Adapter.

## Pneumatic Motors

Motor	RPM	Air Usage	Air Supply Hose
P5154	325	23 cfm @ 90PSI (6.2 bar)	1/4" NPTF - 5/16" (8mm) ID
P5476C	100		

1/2" Jacob's chuck.



# Tube Pilots/Guides

## Tube Size

- 0.500" to 1.500" OD
- (12.7 to 38.1mm) OD



Elliott's 63 Series Tube Pilots, also known as Tube Guides, are used to pilot tubes through tube sheets and tube support plates that are commonly found in heat exchangers.

The Tube Pilots consist of an aluminum tapered nose attached to a replaceable nylon brush. The nylon brush fits in the end of a tube, centering and holding the pilot firmly in place.

One Tube Pilot works for several gauges within a particular tube OD, saving you money and inventory space.

## Features & Benefits:

- Saves time and labor costs through faster guiding of replacement tubes through tube sheets & support plates.
- Nylon brush centers hold pilot in place, cleans the tube where it will be rolled.

## Spares & Accessories:

- Nylon brushes

## 63 series tube pilot includes:

- Aluminum tapered nose with a replaceable nylon brush attached.

Tube OD	Wall Gauge Range	Tube Pilot Part Number	Nylon Brush Part #
1/2" (12.7mm)	13-16	6308-1316	P5022-437
	17-22	6308-1722	P5022-500
5/8" (15.9mm)	10-12	6310-1012	P5022-472
	13-16	6310-1316	P5022-562
	17-22	6310-1722	P5022-625
3/4" (19.1mm)	10-12	6312-1012	P5022-602
	13-16	6312-1316	P5022-687
	17-22	6312-1722	P5022-750
7/8" (22.2mm)	10-12	6314-1012	P5022-730
	13-16	6314-1316	P5022-812
	17-22	6314-1722	P5022-875
1" (25.4mm)	10-12	6316-1012	P5022-812
	13-16	6316-1316	P5022-937
	17-22	6316-1722	P5022-1000
1-1/8" (28.6mm)	10-12	6318-1012	P5022-985
	13-16	6318-1316	P5022-1316
1-1/4" (31.8mm)	17-22	6318-1722	P5022-1091
	10-12	6320-1012	P5022-1125
	13-16	6320-1316	P5022-1188
1-1/2" (38.1mm)	17-22	6320-1722	P5022-1269
	10-12	6324-1012	P5022-1312
	13-16	6324-1316	P5022-1438
	17-22	6324-1722	P5022-1500





*Elliott's Lubricants are engineered to provide the best lubrication in tube rolling and roll beading applications. They will provide time and tool savings compared to commonly available lubricants.*

Application	Tube Material	Water Soluble	Lubricant Series
Tube Rolling	Copper Alloy & Ferrous Tubes	Yes	Paste Series P8782
Tube Rolling	Stainless Steel, Titanium & Other Special Alloy Tubes	Yes	Liquid Series P8395
Roll Beading	Carbon Steel	No	Bead Coolant Series P8784
Tube Trimming, Facing & Cutting	All	No	Cutting Oil Series P8790

Lubricant Type	Size	Part Number
Paste	Quart	P8782
Paste	Gallon	P8782A
Paste	5 Gallon	P8782B
Liquid	Quart	P8395
Liquid	Gallon	P8395A
Liquid	5 Gallon	P8395B
Bead Coolant	Gallon	P8784A
Bead Coolant	5 Gallon	P8784B
Cutting Oil	4 oz	P8790A
Cutting Oil	Gallon	P8790B
Pneumatic Oil	16 oz	900082P
Bead Roll Grease (For use in 4480-20-26 Grease Gun)	14.5 oz	4480-20-30



# 900 Series Flaring Boiler Expanders

## Tube Size

- 0.620" to 1.500" OD
- (15.4 to 38.1mm) OD

## Type

- Flaring Boiler Expander

## Application

- Superheaters in watertube boilers or evaporator tubes



*Elliott's 900 Series Flaring Boiler Expanders are self-feeding, specifically made for use in superheaters in watertube boilers or evaporator tubes. In only one operation, these expanders roll and flare projecting tube ends at 15 degrees from the tool center line.*

The expanding rolls will roll tubes  $\frac{1}{4}$ " (6.4mm) beyond the tube sheet thickness. The three flare rolls provide faster, more uniform flaring than other flaring expander models. The generous roll radius eliminates sharp offset within the tube. Additionally, the mandrel nut enables the assembly of the expander, mandrel, and drive as one unit.

## Features & Benefits:

- 3 flare rolls for faster, more uniform flaring. Works evenly to the tube minimizing stress.
- Expander is self-feeding. In one operation expands and flares at 15 degrees.
- Specifically made for use in superheaters in watertube boilers or evaporator tubes. Readily available for evaporator tubes.

**Mandrels are sold separately** so users can choose from among a variety of mandrels best suited for their needs. Be sure to select a mandrel from the spares & accessories section below.


## Spares & Accessories:

- Drum Mandrel: 10  $\frac{1}{2}$ " (266.7mm) to 17  $\frac{1}{2}$ " (444.5mm) long.
- Header Mandrel: For reaching through a header or water leg.
- 700 Series Short Mandrel: 7  $\frac{1}{4}$ " (184.2mm) long. May require up to 2 mandrels to obtain full expansion range of the expander.
- 500 Series Short Mandrel: 5  $\frac{1}{2}$ " (139.7mm) long. May require up to 2 mandrels to obtain full expansion range of the expander.
- Roll Set.
- Tube Rolling Lubricant *See page 19 for part numbers.*



# 900 Series Flaring Boiler Expanders

Specifications / Tool Number for Sheet Thickness		Roll Dimensions	
Tube Sheet Thickness	xx	Overall Length	Eff. Length
1/2" - 7/8" (12.7 - 22.2mm)	15	1.000" (25.4mm)	.750" (19.1mm)
1" - 1-3/8" (25.4 - 35mm)	21	1.500" (38.1mm)	1.250" (31.8mm)
1-1/2" - 1-7/8" (38.1 - 47.6mm)	23	2.000" (50.8mm)	1.75" (44.5mm)
2" - 2-3/8" (50.8 - 60.3mm)	25	2.500" (63.5mm)	2.250" (57.2mm)




xx signifies tube sheet thickness. Enter two digits for desired roll length for expander and roll set part numbers.

Outside Tube Diameter and BWG	Part Number	Expansion Range				Roll Set Number	Drum Mandrel	Header Mandrel	Short Mandrel Kits	
		Inch		Metric					Mandrel Length: 7.25" (184.15mm)	Mandrel Length: 5.50" (139.70mm)
		Min.	Max.	Min.	Max.					
5/8" X 16	9xx-03164	0.485	0.546	12.32	13.87	9xx-21				
5/8" X 17	9xx-00102	0.5	0.562	12.7	14.27	9xx-22	9003XD21	9003XH21	9003X721	9003X52-1
5/8" X 18	9xx-03364	0.515	0.578	13.08	14.68	9xx-23				
5/8" X 19	9xx-01732	0.531	0.593	13.49	15.06	9xx-23				
5/8" X 20	9xx-03564	0.546	0.609	13.87	15.47	9xx-24	9003XD22	9003XH22	9003X722	9003X52-2
3/4" X 14	9xx-00916	0.562	0.625	14.27	15.88	9xx-25				
3/4" X 15	9xx-01932	0.593	0.656	15.06	16.66	9xx-26	9003XD23	9003XH23	9003X72-1	9003X52-3
3/4" X 16	9xx-03964	0.609	0.687	15.47	17.45	9xx-27				
3/4" X 17	9xx-00508	0.625	0.703	15.88	17.86	9xx-27	9003XD24	9003XH24	9003X72-2	9003X52-4
3/4" X 18	9xx-04164	0.64	0.718	16.26	18.24	9xx-28				
3/4" X 19	9xx-02132	0.656	0.75	16.66	19.05	9xx-31				
3/4" X 20	9xx-04364	0.671	0.765	17.04	19.43	9xx-32	9003XD31	9003XH31	9003X73-1	9003X53-1
7/8" X 14	9xx-01116	0.687	0.781	17.45	19.84	9xx-33				
7/8" X 15	9xx-04564	0.703	0.796	17.86	20.22	9xx-34				
7/8" X 16	9xx-02332	0.718	0.812	18.24	20.62	9xx-34				
7/8" X 17	9xx-04764	0.734	0.828	18.64	21.03	9xx-35	9003XD32	9003XH32	9003X73-2	9003X53-2
7/8" X 18	9xx-00304	0.75	0.843	19.05	21.41	9xx-36				
7/8" X 19	9xx-04964	0.765	0.859	19.43	21.82	9xx-36				
1" X 13	9xx-02532	0.781	0.875	19.84	22.23	9xx-37	9003XD33	9003XH33	9003X73-3	9003X53-3
1" X 14-15	9xx-01316	0.812	0.921	20.62	23.39	9xx-38				
1" X 16-17	9xx-02732	0.843	0.953	21.41	24.21	9xx-40	9003XD34	9003XH34	9003X73-4	9003X53-4
1" X 18-19	9xx-00708	0.875	0.985	22.23	25.02	9xx-41				
1-1/4" X 9	9xx-02932	0.906	1.015	23.01	25.78	9xx-42	9003XD35	9003XH35	9003X73-5	9003X53-5
1-1/4" X 10	9xx-01516	0.937	1.045	23.8	26.54	9xx-44	9003XD36	9003XH36	9003X73-6	9003X53-6
1-1/4" X 11	9xx-03132	0.968	1.093	24.59	27.76	9xx-52	9003TD51	9003TH51	9003T751	9003T55-1
1-1/4" X 12	9xx-10000	1	1.125	25.4	28.58	9xx-53				
1-1/4" X 13	9xx-10132	1.032	1.156	26.21	29.36	9xx-55	9003TD52	9003TH52	9003T752	9003T55-2
1-1/4" X 14-15	9xx-10116	1.062	1.187	26.97	30.15	9xx-56				
1-1/4" X 16-17	9xx-10332	1.093	1.234	27.76	31.34	9xx-57	9003TD53	9003TH53	9003T753	9003T55-3
1-1/4" X 18-19	9xx-10108	1.125	1.265	28.58	32.13	9xx-59	9003TD54	9003TH54	9003T75-1	9003T55-4
1-1/2" X 9	9xx-10532	1.156	1.296	29.36	32.92	9xx-60				
1-1/2" X 10	9xx-10316	1.187	1.32	30.15	33.53	9xx-61	9003TD55	9003TH55	9003T75-2	9003T55-5
1-1/2" X 11	9xx-10732	1.218	1.359	30.94	34.52	9xx-63				
1-1/2" X 12	9xx-10104	1.25	1.421	31.75	36.09	9xx-64	9003TD56	9003TH56	9003T75-3	9003T55-6
1-1/2" X 13	9xx-11764	1.265	1.437	32.13	36.5	9xx-65				
1-1/2" X 14	9xx-10932	1.281	1.453	32.54	36.91	9xx-65	9003TD57	9003TH57	9003T75-4	9003T55-7
1-1/2" X 15-16	9xx-10516	1.312	1.481	33.32	37.62	9xx-67				
1-1/2" X 17-18	9xx-11132	1.343	1.515	34.11	38.48	9xx-68	9003TD58	9003TH58	9003T75-5	9003T55-8
							9003TD59	9003TH59	9003T75-6	9003T55-9



# 3 WAYS OPERATOR TRAINING CAN BENEFIT YOUR ORGANIZATION

Employee turnover is not a new phenomenon, but it has become more challenging for companies in recent years due to many global changes. Additionally, with many industries experiencing an increase in retirements, organizations are struggling with the loss of tribal or field knowledge. As a result, many companies are looking for better ways to hire, train, and retain workers in the field, to make the process more efficient.



Investing in regular employee trainings are a great way to train new employees, adopt more efficient processes, and ensure that the entire team is up to date on industry best practices.

## 1. Increase Operator Retention

Working in a niche market, it can be challenging to find new workers with field experience. This makes training critical for operator training and retention. Historically, many organizations would rely on workers with the most seniority to teach new hires how to successfully perform the job. While this is beneficial, having a formal training program can reduce the learning curve and ensure everyone is working to the same standard. For example, over time steps can be forgotten or changed, so it's important that everyone on the team have the option to refresh their skills. It also makes sure that everyone is aware of any technical advancements or changes that may have been made over the years to help make the job easier.


## 2. Improve Ergonomics & Productivity

In an industry as old as vessel fabrication and maintenance, there are many processes that have grown and adapted to make the job easier. Whether it's changes to the process or innovation in tooling, the industry has changed to better assist operators. For example, many boilermakers remember having to hand bead tubes using a pneumatic hammer and beading tool. This process can be extremely tiring and is difficult to teach those newer to the trade. In recent years, many companies have switched to a single roll beading expander, eliminating the need for hand beading. Not only does this reduce the amount of time it takes to roll and bead a vessel, but it's much easier for operators to use and get trained on. These types of innovative changes or improvements can be extremely beneficial for boosting job productivity, as well as, reducing labor and tooling costs. Lastly, this improvement in ergonomics can lower employee turnover, reducing the amount of time and money spent on hiring.

## 3. Lower Job Costs

Employee training programs can also reduce job costs and improve overall productivity. In addition to incorporating newer technology, trainings also help reinforce industry best practices. While each facility has different processes for how work is carried out, there are universal principles that can reduce job costs. For example, understanding proper set-up steps can reduce the amount of time required for the job and the amount of tooling required. This was exemplified in a recent training where the customer was retubing a heat exchanger. They ordered a huge supply of pulling spears, but their team wasn't trained on using anti-seize lubricant and proper sizing for spears, resulting in more money spent on the job. Now armed with this knowledge, they can lower future job costs, increase tool life, and improve productivity.

Overall, training programs can benefit to all organizations, especially, those in competitive markets. From improving operator retention, boosting productivity, and cutting job costs, training is a great investment to ensure your staff is up to date on all the latest industry practices.



# 1500 Series Flaring Boiler Expanders

## Tube Size

- 1.750" to 4.000" OD
- (44.5 to 101.6mm) OD

## Type

- Flaring Boiler Expander

## Application

- Firetube & Watertube Boilers



Elliott's 1500 Series Flaring Boiler Expanders are self-feeding, specifically made for use in firetube and watertube boilers.

The 1500 Series Expanders are manufactured from high quality tool steels to assure for long life under the toughest of conditions.

## Features & Benefits:

- Most commonly used expander in installation of new boiler tubes due to its solid design and self-feeding rolling operation.
- High quality steel for the most demanding water tube boiler applications.
- Roll retainers hold the rolls in place when changing mandrels.

**Mandrels are sold separately** so users can choose from among a variety of mandrels best suited for their needs. Be sure to select a mandrel from the Spares & Accessories section below.

## Spares & Accessories:

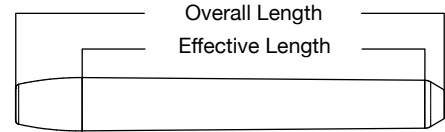
- Drum Mandrel: 10-1/2" (266.7mm) to 17-1/2" (444.5mm) long.
- Header Mandrel: For reaching through a header or water leg.
- Short Mandrel: 6-1/4" (158.8mm) long. May require two or more mandrels to obtain full expansion range of the expander.
- Roll Set: Consists of two each expanding roll, flaring roll, overlapping roll, and one set of roll retainer pins.
- Tube Rolling Lubricant *See page 19 for part numbers.*





# 1500 Series Flaring Boiler Expanders

Specifications / Tool Number for Sheet Thickness		Roll Dimensions*	
Tube Sheet Thickness	xx	Overall Length	Eff. Length
1/2" - 7/8" (12.7 - 22.2mm)	15	1.500" (38.1mm)	.875" (22.2mm)
1" - 1-3/8" (25.4 - 34.9mm)	21	2.000" (50.8mm)	1.375" (34.9mm)
1-1/2" - 1-7/8" (38.1 - 47.6mm)	23	2.500" (63.5mm)	1.875" (47.6mm)
2" - 2-3/8" (50.8 - 60.3mm)	25	3.000" (76.2mm)	2.375" (60.3mm)
2-1/2" - 2-7/8" (63.5 - 73.0mm)	27	3.500" (88.9mm)	2.875" (73.0mm)
3" - 3-3/8" (76.2 - 85.7mm)	29	4.000" (101.6mm)	3.375" (85.7mm)



xx signifies tube sheet thickness.

Outside Tube Diameter and BWG	Part Number	Expansion Range				Enters Hand Hole Diameter		Roll Set Number	Drum Mandrel	Header Mandrel	Short Mandrel Kits
		Inch		Metric		Inch	mm				
		Min.	Max.	Min.	Max.						
1-3/4" X 9-10	15xx-10308	1.375	1.560	35.92	39.62	1-3/4"	44.45	15xx-1			
1-3/4" X 11-12	15xx-10716	1.437	1.625	36.64	41.27	1-13/16"	46.02	15xx-2			
1-3/4" X 13-14	15xx-10102	1.500	1.687	38.1	42.85	1-7/8"	47.63	15xx-3	150003CD1PX	150003CH1PX	150003D-1
2" X 7-8	15xx-10916	1.562	1.750	39.67	44.45	1-15/16"	49.20	15xx-4			
2" X 9-10	15xx-10508	1.625	1.812	41.28	46.02	2"	50.80	15xx-5			
2" X 11-12	15xx-11116	1.687	1.937	42.85	49.2	2-1/16"	52.37	15xx-5			
2" X 13-14	15xx-10304	1.750	2.000	44.45	50.8	2-1/8"	53.66	15xx-6			
2" X 15-18	15xx-11316	1.812	2.062	46.02	52.37	2-3/16"	55.55	15xx-7	150003CD3PX	150003CH3PX	150003D-2
2-1/4" X 9-10	15xx-10708	1.875	2.125	47.62	53.97	2-1/4"	57.15	15xx-8			
2-1/4" X 11-12	15xx-11516	1.937	2.187	49.2	55.55	2-5/16"	58.74	15xx-9			
2-1/4" X 13-18	15xx-20000	2.000	2.250	50.8	57.15	2-3/8"	60.33	15xx-8			
2-1/2" X 7-8	15xx-20116	2.062	2.312	52.87	58.72	2-7/16"	61.90	15xx-9			
2-1/2" X 9-10	15xx-20108	2.125	2.375	53.97	60.32	2-1/2"	63.50	15xx-10	150003MD5PX	150003MH5PX	150003N-1
2-1/2" X 11-12	15xx-20316	2.187	2.500	55.55	63.5	2-9/16"	65.10	15xx-12			
2-1/2" X 13-18	15xx-20104	2.250	2.562	57.15	65.07	2-5/8"	66.68	15xx-11			
3" X 3	15xx-20516	2.312	2.625	58.72	66.67	2-11/16"	68.25	15xx-12			
3" X 4	15xx-20308	2.375	2.687	60.32	68.25	2-3/4"	69.85	15xx-13			
3" X 5-6	15xx-20716	2.437	2.750	61.9	69.85	2-13/16"	71.42	15xx-14	150003MD7PX	150003MH7PX	150003N-2
3" X 7	15xx-20102	2.500	2.812	63.5	71.42	2-7/8"	73.03	15xx-15			
3" X 8-9	15xx-20916	2.562	2.875	65.07	73.02	2-15/16"	74.60	15xx-16			
3" X 10-11	15xx-20508	2.625	2.937	66.67	74.6	3"	76.20	15xx-17			
3" X 12-13	15xx-21116	2.687	3.000	68.25	76.2	3-1/16"	77.77	15xx-16			
3-1/4" X 7	15xx-20304	2.750	3.062	69.85	77.77	3-1/8"	79.38	15xx-17			
3-1/4" X 8-9	15xx-21316	2.812	3.125	71.42	79.37	3-3/16"	80.95	15xx-18	150003MD8PX	150003MH8PX	150003N-3
3-1/4" X 10-11	15xx-20708	2.875	3.187	73.02	80.95	3-1/4"	82.55	15xx-19			
3-1/4" X 12-13	15xx-21516	2.937	3.250	74.6	82.55	3-5/16"	84.12	15xx-20			
3-1/2" X 7	15xx-30000	3.000	3.375	76.2	85.72	3-3/8"	85.73	15xx-20			
3-1/2" X 8-9	15xx-30116	3.062	3.437	77.77	87.3	3-7/16"	87.30	15xx-21			
3-1/2" X 10-11	15xx-30108	3.125	3.500	79.37	88.9	3-1/2"	88.90	15xx-22			
3-1/2" X 12-13	15xx-30316	3.187	3.562	80.95	90.47	3-9/16"	90.47	15xx-23	150003MD9PX	150003MH9PX	150003N-4
4" X 2	15xx-30104	3.250	3.625	82.55	92.07	3-5/8"	92.08	15xx-24			
4" X 3	15xx-30516	3.312	3.687	84.12	93.65	3 11/16"	93.65	15xx-25			
4" X 4	15xx-30308	3.375	3.750	85.72	95.25	3-3/4"	95.25	15xx-24			
4" X 5-6	15xx-30716	3.437	3.812	87.3	96.82	3-13/16"	96.82	15xx-25			
4" X 7	15xx-30102	3.500	3.875	88.9	98.42	3-7/8"	98.43	15xx-26	150003MD10PX	150003MH10PX	150003N-5
4" X 8-9	15xx-30916	3.562	3.937	90.47	100.0	3-15/16"	100.00	15xx-27			
4" X 10-11	15xx-30508	3.625	4.000	92.07	101.6	4"	101.60	15xx-28			
4" X 12-13	15xx-31116	3.687	4.062	93.65	103.17	4-1/16"	103.17	15xx-27	150003MD11PX	150003MH11PX	150003N-6

For sizes larger than shown, contact Customer Service for details.



# 3400 Series Flaring Boiler Expanders

## Tube Size

- 1.500" to 4.000" OD
- (38.1 to 101.6mm) OD

## Type

- Flaring Boiler Expander

## Application

- Firetube & Watertube Boilers



Elliott's 3400 Series Flaring Boiler Expanders are the recommended tube expanders for flaring tubes in watertube and firetube boilers.

The prong style collar allows for uniform flare lengths as well as torque controlled tube rolling to obtain uniform expanded joints.

The 3400 Series Expanders are manufactured from high quality tool steels to assure for long life under the toughest of conditions.

## Features & Benefits:

- Prong style thrust collar - uniform flare lengths without risk of driving flare rolling into tube sheet.
- High quality steel for the most demanding boiler applications.

**Mandrels are sold separately** so users can choose from among a variety of mandrels best suited for their needs. Be sure to select a mandrel from the Spares & Accessories section below.

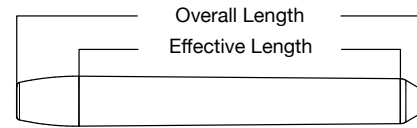
## Spares & Accessories:

- Drum Mandrel: Most commonly used mandrel. Best used when tube sheet is readily accessible to operator. 9-5/8" (244.5mm) to 17" (431.8mm) long.
- Header Mandrel: For reaching through a header or water leg. 18" (457.2mm) to 25" (635.0mm) long.
- Short Mandrel: Used in place of Drum Mandrel when working in tight areas or where tube bends too quickly. May require two or more mandrels to obtain full expansion range of the expander. 6-1/4" (158.8mm) long.
- Roll Set: Consists of (3) expanding rolls, (3) flaring rolls, and (6) roll retainer pins.
- Tube Rolling Lubricant *See page 19 for part numbers.*



# 3400 Series Flaring Boiler Expanders

Specifications / Tool Number for Sheet Thickness		Roll Dimensions*	
Tube Sheet Thickness	xx	Overall Length	Eff. Length
1/2" - 7/8" (12.7 - 22.2mm)	15	1.500" (38.1mm)	.875" (22.2mm)
1" - 1-3/8" (25.4 - 34.9mm)	21	2.000" (50.8mm)	1.375" (34.9mm)



xx signifies tube sheet thickness.  
Enter two digits for desired roll length for expander and roll set part numbers.  
\*Expanding Roll

Outside Tube Diameter and BWG	Part Number	Expansion Range				Roll Set Number	Drum Mandrel	Header Mandrel	Short Mandrel Kits
		Inch		Metric					
		Min.	Max.	Min.	Max.				
1-1/2" X 12	34xx-10104	1.250"	1.421"	31.75	36.09	34xx-64	9003TD57	9003TH57	9003T75-4
1-1/2" X 13	34xx-11764	1.265"	1.437"	32.13	36.4	34xx-65			
1-1/2" X 14	34xx-10932	1.281"	1.453"	32.54	36.9	34xx-65			
1-1/2" X 15-16	34xx-10516	1.312"	1.484"	33.32	37.69	34xx-67	9003TD58	9003TH58	9003T75-5
1-1/2" X 17-18	34xx-11132	1.343"	1.515"	34.11	38.48	34xx-68			
1-3/4" X 9-10	34xx-10308	1.375"	1.560"	35.92	39.62	34xx-1			
1-3/4" X 11-12	34xx-10716	1.437"	1.625"	36.64	41.27	34xx-2	150003CD1PX	150003CH1PX	150003D-1
1-3/4" X 13-14	34xx-10102	1.500"	1.687"	38.1	42.85	34xx-3			
2" X 7-8	34xx-10916	1.562"	1.750"	39.67	44.45	34xx-4			
2" X 9-10	34xx-10508	1.625"	1.812"	41.28	46.02	34xx-5	150003CD3PX	150003CH3PX	150003D-2
2" X 11-12	34xx-11116	1.687"	1.937"	42.85	49.2	34xx-5			
2" X 13-14	34xx-10304	1.750"	2.000"	44.45	50.8	34xx-6			
2" X 15-18	34xx-11316	1.812"	2.062"	46.02	52.37	34xx-7	150003MD5PX	150003MH5PX	150003N-1
2-1/4" X 9-10	34xx-10708	1.875"	2.125"	47.62	53.97	34xx-8			
2-1/4" X 11-12	34xx-11516	1.937"	2.187"	49.2	55.55	34xx-9			
2-1/4" X 13-18	34xx-20000	2.000"	2.250"	50.8	57.15	34xx-8	150003MD7PX	150003MH7PX	150003N-2
2-1/2" X 7-8	34xx-20116	2.062"	2.312"	52.87	58.72	34xx-9			
2-1/2" X 9-10	34xx-20108	2.125"	2.375"	53.97	60.32	34xx-10			
2-1/2" X 11-12	34xx-20316	2.187"	2.500"	55.55	63.5	34xx-12	150003MD8PX	150003MH8PX	150003N-3
2-1/2" X 13-18	34xx-20104	2.250"	2.562"	57.15	65.07	34xx-11			
3" X 3	34xx-20516	2.312"	2.625"	58.72	66.67	34xx-12			
3" X 4	34xx-20308	2.375"	2.687"	60.32	68.25	34xx-13	150003MD9PX	150003MH9PX	150003N-4
3" X 5-6	34xx-20716	2.437"	2.750"	61.9	69.85	34xx-14			
3" X 7	34xx-20102	2.500"	2.812"	63.5	71.42	34xx-15			
3" X 8-9	34xx-20916	2.562"	2.875"	65.07	73.02	34xx-16	150003MD10PX	150003MH10PX	150003N-5
3" X 10-11	34xx-20508	2.625"	2.937"	66.67	74.6	34xx-17			
3" X 12-13	34xx-21116	2.687"	3.000"	68.25	76.2	34xx-16			
3-1/4" X 7	34xx-20304	2.750"	3.062"	69.85	77.77	34xx-17	150003MD9PX	150003MH9PX	150003N-4
3-1/4" X 8-9	34xx-21316	2.812"	3.125"	71.42	79.37	34xx-18			
3-1/4" X 10-11	34xx-20708	2.875"	3.187"	73.02	80.95	34xx-19			
3-1/4" X 12-13	34xx-21516	2.937"	3.250"	74.6	82.55	34xx-20	150003MD9PX	150003MH9PX	150003N-4
3-1/2" X 7	34xx-30000	3.000"	3.375"	76.2	85.72	34xx-20			
3-1/2" X 8-9	34xx-30116	3.062"	3.437"	77.77	87.3	34xx-21			
3-1/2" X 10-11	34xx-30108	3.125"	3.500"	79.37	88.9	34xx-22	150003MD9PX	150003MH9PX	150003N-4
3-1/2" X 12-13	34xx-30316	3.187"	3.562"	80.95	90.47	34xx-23			
4" X 2	34xx-30104	3.250"	3.625"	82.55	92.07	34xx-24			
4" X 3	34xx-30516	3.312"	3.687"	84.12	93.65	34xx-25	150003MD10PX	150003MH10PX	150003N-5
4" X 4	34xx-30308	3.375"	3.750"	85.72	95.25	34xx-24			
4" X 5-6	34xx-30716	3.437"	3.812"	87.3	96.82	34xx-25			
4" X 7	34xx-30102	3.500"	3.875"	88.9	98.42	34xx-26	150003MD10PX	150003MH10PX	150003N-5
4" X 8-9	34xx-30916	3.562"	3.937"	90.47	100.0	34xx-27			
4" X 10-11	34xx-30508	3.625"	4.000"	92.07	101.6	34xx-28			

For sizes larger than shown, contact Customer Service for details.



# 3300 Series Straight Boiler Expanders

## Tube Size

- 1.500" to 4.000" OD
- (38.1 to 101.6mm) OD

## Type

- Straight Boiler Expander

## Application

- Firetube & Self-Contained Steam Boiler Units



Elliott's 3300 Series Straight Boiler Expanders are the preferred tube expanders for firetube boilers and self-contained steam boiler units.

The standard expanders are provided with thrust collars for rolling tubes flush to the tube sheet. Prong style collars are also available for tube ends extending beyond the tube sheet face.

## Features & Benefits:

- For performing a straight roll operation or re-rolling leaky joints.
- Ball bearing thrust collar prevents force feed of expander into tube.
- High quality steel for the most demanding boiler applications.

**Mandrels are sold separately** so users can choose from among a variety of mandrels best suited for their needs. Be sure to select a mandrel from the Spares & Accessories section below.

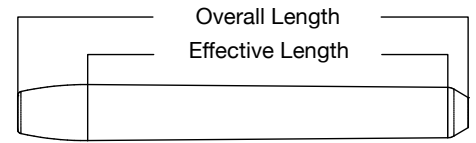
## Spares & Accessories:

- Drum Mandrel: Most commonly used mandrel. Best used when tube sheet is readily accessible to operator. 9-5/8" (244.5mm) to 17" (431.8mm) long.
- Header Mandrel: For reaching through a header or water leg. 18" (457.2mm) to 25" (635.0mm) long.
- Short Mandrel: Used in place of Drum Mandrel when working in tight areas or where tube bends too quickly. May require two or more mandrels to obtain full expansion range of the expander. 6-1/4" (158.8mm) long.
- Roll Set: Consists of (3) straight rolls and (6) roll retainer pins
- Tube Rolling Lubricant *See page 19 for part numbers.*



# 3300 Series Straight Boiler Expanders

Specifications / Tool Number for Sheet Thickness		Roll Dimensions	
Tube Sheet Thickness	xx	Overall Length	Eff. Length
1/2" - 7/8" (12.7 - 22.2mm)	15	1.000" (25.4mm)	0.750" (19.1mm)
1" - 1-3/8" (25.4 - 34.9mm)	21	2.000" (50.8mm)	1.375" (34.9mm)
1-1/2" - 1-7/8" (38.1 - 47.6mm)	23	2.500" (63.5mm)	1.875" (47.6mm)
2" - 2-3/8" (50.8 - 60.3mm)	25	3.000" (76.2mm)	2.375" (60.3mm)
2-1/2" - 2-7/8" (63.5 - 73.0mm)	27	3.500" (88.9mm)	2.875" (73.0mm)
3" - 3-3/8" (76.2 - 85.7mm)	29	4.000" (101.6mm)	3.375" (85.7mm)



xx signifies tube sheet thickness. Enter two digits for desired roll length for expander and roll set part numbers.

Outside Tube Diameter and BWG	Part Number	Expansion Range				Roll Set Number	Drum Mandrel	Header Mandrel	Short Mandrel Kits
		Inch		Metric					
		Min.	Max.	Min.	Max.				
1-1/2" X 12	33xx-10104	1.250"	1.421"	31.75	36.09	33xx-64A	9003TD57	9003TH57	9003T75-4
1-1/2" X 13	33xx-11764	1.265"	1.437"	32.13	36.4	33xx-65A			
1-1/2" X 14	33xx-10932	1.281"	1.453"	32.54	36.9	33xx-65A			
1-1/2" X 15-16	33xx-10516	1.312"	1.484"	33.32	37.69	33xx-67A	9003TD58	9003TH58	9003T75-5
1-1/2" X 17-18	33xx-11132	1.343"	1.515"	34.11	38.48	33xx-68A	9003TD59	9003TH59	9003T75-6
1-3/4" X 9-10	33xx-10308	1.375"	1.560"	35.92	39.62	33xx-1A	150003CD1PX	150003CH1PX	150003D-1
1-3/4" X 11-12	33xx-10716	1.437"	1.625"	36.64	41.27	33xx-2A			
1-3/4" X 13-14	33xx-10102	1.500"	1.687"	38.1	42.85	33xx-3A			
2" X 7-8	33xx-10916	1.562"	1.750"	39.67	44.45	33xx-4A			
2" X 9-10	33xx-10508	1.625"	1.812"	41.28	46.02	33xx-5A			
2" X 11-12	33xx-11116	1.687"	1.937"	42.85	49.2	33xx-5A			
2" X 13-14	33xx-10304	1.750"	2.000"	44.45	50.8	33xx-6A	150003CD3PX	150003CH3PX	150003D-2
2" X 15-18	33xx-11316	1.812"	2.062"	46.02	52.37	33xx-7A			
2-1/4" X 9-10	33xx-10708	1.875"	2.125"	47.62	53.97	33xx-8A			
2-1/4" X 11-12	33xx-11516	1.937"	2.187"	49.2	55.55	33xx-9A			
2-1/4" X 13-18	33xx-20000	2.000"	2.250"	50.8	57.15	33xx-8A	150003MD5PX	150003MH5PX	150003N-1
2-1/2" X 7-8	33xx-20116	2.062"	2.312"	52.87	58.72	33xx-9A			
2-1/2" X 9-10	33xx-20108	2.125"	2.375"	53.97	60.32	33xx-10A			
2-1/2" X 11-12	33xx-20316	2.187"	2.500"	55.55	63.5	33xx-12A			
2-1/2" X 13-18	33xx-20104	2.250"	2.562"	57.15	65.07	33xx-11A	150003MD7PX	150003MH7PX	150003N-2
3" X 3	33xx-20516	2.312"	2.625"	58.72	66.67	33xx-12A			
3" X 4	33xx-20308	2.375"	2.687"	60.32	68.25	33xx-13A			
3" X 5-6	33xx-20716	2.437"	2.750"	61.9	69.85	33xx-14A			
3" X 7	33xx-20102	2.500"	2.812"	63.5	71.42	33xx-15A			
3" X 8-9	33xx-20916	2.562"	2.875"	65.07	73.02	33xx-16A			
3" X 10-11	33xx-20508	2.625"	2.937"	66.67	74.6	33xx-17A	150003MD8PX	150003MH8PX	150003N-3
3" X 12-13	33xx-21116	2.687"	3.000"	68.25	76.2	33xx-16A			
3-1/4" X 7	33xx-20304	2.750"	3.062"	69.85	77.77	33xx-17A			
3-1/4" X 8-9	33xx-21316	2.812"	3.125"	71.42	79.37	33xx-18A			
3-1/4" X 10-11	33xx-20708	2.875"	3.187"	73.02	80.95	33xx-19A	150003MD9PX	150003MH9PX	150003N-4
3-1/4" X 12-13	33xx-21516	2.937"	3.250"	74.6	82.55	33xx-20A			
3-1/2" X 7	33xx-30000	3.000"	3.375"	76.2	85.72	33xx-20A			
3-1/2" X 8-9	33xx-30116	3.062"	3.437"	77.77	87.3	33xx-21A			
3-1/2" X 10-11	33xx-30108	3.125"	3.500"	79.37	88.9	33xx-22A	150003MD10PX	150003MH10PX	150003N-5
3-1/2" X 12-13	33xx-30316	3.187"	3.562"	80.95	90.47	33xx-23A			
4" X 2	33xx-30104	3.250"	3.625"	82.55	92.07	33xx-24A			
4" X 3	33xx-30516	3.312"	3.687"	84.12	93.65	33xx-25A			
4" X 4	33xx-30308	3.375"	3.750"	85.72	95.25	33xx-24A	150003MD10PX	150003MH10PX	150003N-5
4" X 5-6	33xx-30716	3.437"	3.812"	87.3	96.82	33xx-25A			
4" X 7	33xx-30102	3.500"	3.875"	88.9	98.42	33xx-26A			
4" X 8-9	33xx-30916	3.562"	3.937"	90.47	100.0	33xx-27A			
4" X 10-11	33xx-30508	3.625"	4.000"	92.07	101.6	33xx-28A			

For sizes larger than shown, contact Customer Service for details.



# DRE Series

## Deep Roll Boiler Expanders

### Tube Size

- 1.750" to 4.000" OD
- (44.5 to 101.6mm) OD

### Type

- Deep Roll Boiler Expander

### Application

- Steam & Mud Drums in High Pressure Boilers



Elliott's DRE Series Deep Roll Boiler Expanders are used for deep and hard rolling of steam and mud drums found in high pressure boilers.

The DRE Series Expanders are furnished with a minimum reach of 3-1/2" (88.9mm) to maximum reach of 10-1/2" (266.7mm).

The DRE and 1500 Series Boiler Expanders make a great combination for boiler tube erection and boiler tube replacement.

### Features & Benefits:

- Long expanding rolls allow for a quicker & easier step-rolling operation.
- For use in heavy drum thicknesses for rolling tubes. With a reach up to 10-1/2" it ensures that any required reach or depth is easily performed with this tool.
- High quality steel for the most demanding water tube boiler applications.

*Mandrels are sold separately.*

### Spares & Accessories:

- Header Mandrel
- Roll Set: Consists of (3) overlapping rolls and (6) roll retainer pins.
- Tube Rolling Lubricant *See page 19 for part numbers.*



# DRE Series Deep Roll Boiler Expanders

Outside Tube Diameter Inches and BWG	Part Number	Expansion Range Inch				Roll Set*	Header Mandrel
		Inch		Metric			
		Min.	Max.	Min.	Max.		
1-3/4" X 9-10	DRE10308	1.375"	1.560"	35.92	39.62	DRE3	150003CHL0
1-3/4" X 11-12	DRE10716	1.437"	1.625"	36.64	41.27	DRE4	
1-3/4" X 13-14	DRE10102	1.500"	1.687"	38.1	42.85	DRE5	
2" X 7-8	DRE10916	1.562"	1.750"	39.67	44.45	DRE6	150003CHL1
2" X 9-10	DRE10508	1.625"	1.812"	41.28	46.02	DRE5	
2" X 11-12	DRE11116	1.687"	1.937"	42.85	49.2	DRE7	
2" X 13-14	DRE10304	1.750"	2.000"	44.45	50.8	DRE8	
2" X 15-18	DRE11316	1.812"	2.062"	46.02	52.37	DRE9	
2-1/4" X 9-10	DRE10708	1.875"	2.125"	47.62	53.97	DRE10	
2-1/4" X 11-12	DRE11516	1.937"	2.187"	49.2	55.55	DRE11	150003MHL5
2-1/4" X 13-18	DRE20000	2.000"	2.250"	50.8	57.15	DRE8	
2-1/2" X 7-8	DRE20116	2.062"	2.312"	52.87	58.72	DRE9	
2-1/2" X 9-10	DRE20108	2.125"	2.375"	53.97	60.32	DRE10	
2-1/2" X 11-12	DRE20316	2.187"	2.500"	55.55	63.5	DRE12	
2-1/2" X 13-18	DRE20104	2.250"	2.562"	57.15	65.07	DRE11	
3" X 3	DRE20516	2.312"	2.625"	58.72	66.67	DRE12	150003MHL7
3" X 4	DRE20308	2.375"	2.687"	60.32	68.25	DRE13	
3" X 5-6	DRE20716	2.437"	2.750"	61.9	69.85	DRE14	
3" X 7	DRE20102	2.500"	2.812"	63.5	71.42	DRE15	
3" X 8-9	DRE20916	2.562"	2.875"	65.07	73.02	DRE16	
3" X 10-11	DRE20508	2.625"	2.937"	66.67	74.6	DRE17	
3" X 12-13	DRE21116	2.687"	3.000"	68.25	76.2	DRE16	150003MHL8
3-1/4" X 7	DRE20304	2.750"	3.062"	69.85	77.77	DRE17	
3-1/4" X 8-9	DRE21316	2.812"	3.125"	71.42	79.37	DRE18	
3-1/4" X 10-11	DRE20708	2.875"	3.187"	73.02	80.95	DRE19	
3-1/4" X 12-13	DRE21516	2.937"	3.250"	74.6	82.55	DRE20	
3-1/2" X 7	DRE30000	3.000"	3.375"	76.2	85.72	DRE20	
3-1/2" X 8-9	DRE30116	3.062"	3.437"	77.77	87.3	DRE21	150003MHL9
3-1/2" X 10-11	DRE30108	3.125"	3.500"	79.37	88.9	DRE22	
3-1/2" X 12-13	DRE30316	3.187"	3.562"	80.95	90.47	DRE23	
4" X 2	DRE30104	3.250"	3.625"	82.55	92.07	DRE24	
4" X 3	DRE30516	3.312"	3.687"	84.12	93.65	DRE25	
4" X 4	DRE30308	3.375"	3.750"	85.72	95.25	DRE24	
4" X 5-6	DRE30716	3.437"	3.812"	87.3	96.82	DRE25	150003MHL10
4" X 7	DRE30102	3.500"	3.875"	88.9	98.42	DRE26	
4" X 8-9	DRE30916	3.562"	3.937"	90.47	100.0	DRE27	
4" X 10-11	DRE30508	3.625"	4.000"	92.07	101.6	DRE28	

For sizes larger than shown, contact Customer Service for details.

\*Effective Roll Length: 2-5/8"



# 40 Series Straight Boiler Expanders

## Tube Size

- 2.000" to 3.000" OD
- (50.8 to 76.2mm) OD

## Type

- Straight Boiler Expander

## Application

- Re-Rolling Leaky Tubes in Firetube Boilers By Hand



Elliott's 40 Series Straight Boiler Expanders are recommended for re-rolling leaky tube joints in firetube boilers. Self-feeding, these expanders should primarily be used by hand.

The guard prong is 1/2" (12.7mm) long, allowing you to roll boiler tubes with a projection, while also controlling the mandrel feed to prevent over-rolling.

The bronze bearing between the expander's frame and guard reduces friction and allows for torque controlled tube rolling.

## Features & Benefits:

- Only for re-rolling leaky tube joints in firetube boilers.
- Tapered expansion aggressively seals leaky joints allowing for quick cycle time.
- Guard prong accommodates tube projections, allowing you to roll boiler tubes with projection while controlling the mandrel feed.
- An economical, durable tool.

**Mandrels are sold separately.**

## Spares & Accessories:

- Drum Mandrel
- Roll Set
- Tube Rolling Lubricant *See page 19 for part numbers.*

Outside Tube Diameter and BWG	Part Number	Expansion Range				Roll Set	Drum Mandrel	Mandrel Square
		Inch		Metric				
		Min.	Max.	Min.	Max.			
2" X 12-18	40-20000	1.718	2.000	43.64	50.80	4005-20	40C3P20000	3/4"
2-1/2" X 10-18	40-20102	2.156	2.500	54.76	63.50	4005-25	40C3P20102	3/4"
3" X 10-18	40-30000	2.625	3.000	66.68	76.20	4005-30	40M3P30000	1"





# UNIQUE APPLICATIONS REQUIRE CUSTOM SOLUTIONS

**Take On The Toughest Applications  
With Custom Engineered Solutions.**

With over 130 years of developmental experience, Elliott's in-house engineering team designs custom solutions for some of the industry's most unique applications.

**Past Projects Include:**

- 24' Condenser Expander
- U-Joint One-Revolution Cutter
- Baffle Expanders
- & Much More!

Contact us to learn more  
about Elliott's design services:  
[www.elliott-tool.com/contact-us/](http://www.elliott-tool.com/contact-us/)



# Keller & Associates Inc. Finds The Best Bead In The Market



## QUICK SUMMARY

### The Challenge

- Provide the best quality work for their customers.
- Air hammer and beading tool were too labor intensive.
- Existing vendor's beading expander did not provide a smooth bead to tube sheet transition.
- Poor support from their existing vendor left them with little options.

### The Solution

- Operators tested Elliott's 4480 Single Roll Beading Expander on a production job.

### The Results

- Produced a smooth bead to tube sheet transition.
- Saved labor costs compared to manual beading.
- Extended tube life compared to a ridged bead transition.

## The Challenge

As Operations Director of Keller & Associates Inc., a boiler contractor and repair shop in Lakeland, Florida, Ted Keller wants retube tools that will do the best job for his customers while minimizing time and costs on his end.

A roll beading expander that will roll, bead, and reroll the tube in one operation is an important tool for firetube boilers.

Keller & Associates' operators tried using an air hammer with beading tool but found that it was very time consuming

since the three separate operations of rolling, beading, and re-rolling were required. Additionally, the air hammer was very hard on the body, making operators sore after just a few tubes.

Then they tried a single roll beading expander manufactured by a competitor of Elliott Tool. While the expander performed the three operations of roll, bead, and re-roll in only one function, thus saving time and labor costs, it did not produce a smooth bead to tube sheet transition. In fact, the bead had an evident lip (edge) on it.

A lip on the bead restricts the flame that is going through the firetube boiler tube which places stress on the tube. This stress decreases tube life which means that customers must get their firetube boilers retubed more often than they should need to.

Ted Keller actually called the single roll beading expander manufacturer to improve the quality of their bead since they want to do the best quality work for their firetube boiler customers. The manufacturer responded that they were working on the problem but Ted Keller never heard back!

## The Solution

The Keller & Associates operators tried Elliott's Single Roll Beading Expander and immediately appreciated its key features:

- Rolling and beading in one operation together with fast feeding boosts productivity.
- Easy on body compared to air hammer and beading tool.
- Eliminates the high torque requirement of others' Double Roll Beading Expanders.
- Only minimal component part changes to enable expansion of different tube gauges.
- Smooth bead to tube sheet transition to increase tube life.

Although Keller & Associates were extremely pleased with all of the above features, they were most impressed with the smooth bead to tube sheet transition that Elliott's Single Roll Beading Expander produced.

In fact, Keller & Associates employees, including Ted Keller, did a side by side beading test using the Elliott expander versus the other manufacturer's expander on the same firetube boiler. All agreed that Elliott's Single Roll Beading Expander clearly provided for a better bead than the other beading expander.

Ted Keller was impressed to see that Elliott's Single Roll Beading Expander solved the problem that he was experiencing with his current roll beading



*“ I like the smooth bead to tube sheet transition because it eliminates stress on the tube to make it last longer. I have been asking another roll beading expander manufacturer to improve the quality of their bead and they said they're working on it. ”*

- Ted Keller, Operations Director


expanders so that he could provide the best quality to his customers.

## The Results

Elliott's Single Roll Beading Expander saves Keller & Associates on labor costs as compared with the manual method of using an air hammer and beading tool which takes three operations instead of one.

The Elliott Single Roll Beading Expander also produces a smooth bead to tube sheet transition as compared with the other single roll beading expander manufacturer. The smooth bead allows firetube boiler tubes to last longer than those with ridged beads.

Keller & Associates knows that with the Elliott Single Roll Beading Expander, they are providing the best quality to their customers.



# 4480 Series Single Roll Beading Expanders

## Tube Size

- 1.500" to 3.000" OD
- (38.1 to 76.2mm) OD

## Type

- Single Roll Beading Expander

## Application

- Firetube Boilers



Elliott's 4480 Series Single Roll Beading Expanders expand the tube into the tube sheet while forming a bead at the end of the tube required in firetube boiler applications.

The 4480 Series combines three operations (rolling, beading, re-rolling) into one, saving significant time and money. Additionally, the single beading roll design enables standard motors to provide enough torque to successfully bead the tube.

## Features & Benefits:

- Rolling and beading in one operation together with fast feeding boosts productivity.
- Easy on body compared to air hammer and beading tool.
- Eliminates the high torque requirement of other Single Roll Beading expanders.
- Smooth bead to tube sheet transition: increases tube life.
- Only minimal component part changes to enable expansion of different tube gauges.

## 4480 Serie Package Includes:

- Roll Beading Expander
- Mandrel
- Grease Gun

## Spares & Accessories:

- Mandrel
- Front Square Drive Mandrel: Recommended in applications where space is limited and tubes must be re-rolled from behind the boiler
- Expanding Roll Set: Includes 3 or 4 overlapping rolls (depending upon expander size) and 1 expanding roll
- Guide Roll
- Bead Roll
- Grease Gun (4480-20-26) / Grease (4480-20-30)
- Bead Coolant *See page 19 for part numbers.*
- Electric and Pneumatic Rolling Motors *See page on page 60 and 70.*

“ We have used Elliott's single roll beading expander on two different retube projects so far and the finished look of the tube bead is machine quality. Our boilermakers said this was the best tool they have ever used. They will never pick up a pneumatic hammer and beading tool again! ”

-Burgess J. Holt, Owner  
NBW Inc



# 4480 Series Single Roll Beading Expanders

Single Roll Beading Expander											
OD	BWG	Tool Number	Expansion Range		Bead Roll	Guide Roll	Expanding Roll Set	Mandrel	Cage	Drive Square	Front Square Drive Mandrel
			Min.	Max.							
1-1/2" (38.1mm)	11	4480-1511	1.260" (32.00mm)	1.340" (34.04mm)	4480-15011-12	4480-15111	4480-1500	4480-1511-02	4480-1511BK	3/4"	N/A
	12	4480-1512	1.282" (32.56mm)	1.340" (34.04mm)		4480-15112					
	13	4480-1513	1.310" (33.27mm)	1.390" (35.31mm)	4480-15013-14	4480-15113		4480-1513-02	4480-1513BK		
	14	4480-1514	1.334" (33.88mm)	1.390" (35.31mm)		4480-15114					
2" (50.8mm)	10	4480-2010	1.732" (43.99mm)	1.875" (47.63mm)	4480-20010-011	4480-20110	4480-2000	4480-20-02	4480-20BK	3/4"	4480-20-02FS
	11	4480-2011	1.760" (44.70mm)	1.875" (47.63mm)	4480-20010-011	4480-20111	4480-2000	4480-20-02			
	12	4480-2012	1.782" (45.26mm)	1.875" (47.63mm)	4480-20012-013	4480-20112	4480-2000	4480-20-02			
	13	4480-2013	1.810" (45.97mm)	1.875" (47.63mm)	4480-20012-013	4480-20113	4480-2000	4480-20-02			
2.5" (63.5mm)	10	4480-2510	2.232" (56.69mm)	2.375" (60.33mm)	4480-25010-011	4480-25110	4480-2500	4480-25-02	4480-25BK	1"	4480-25-02FS
	11	4480-2511	2.260" (57.40mm)	2.375" (60.33mm)	4480-25010-011	4480-25111	4480-2500	4480-25-02			
	12	4480-2512	2.282" (57.96mm)	2.375" (60.33mm)	4480-25012-013	4480-25112	4480-2500	4480-25-02			
	13	4480-2513	2.310" (58.67mm)	2.375" (60.33mm)	4480-25012-013	4480-25113	4480-2500	4480-25-02			
3" (76.2mm)	10	4480-3010	2.732" (69.39mm)	2.900" (73.66mm)	4480-30010-011	4480-30110	4480-3000	4480-30-02	4480-30BK	1"	4480-30-02FS
	11	4480-3011	2.760" (70.10mm)	2.900" (73.66mm)	4480-30010-011	4480-30111	4480-3000	4480-30-02			
	12	4480-3012	2.782" (70.66mm)	2.900" (73.66mm)	4480-30012	4480-30112	4480-3000	4480-30-02			



Grease Gun



# 23 Series

## Heat Exchanger & Condenser Expanders

### Tube Size

- 0.250" – 0.375" OD
- 6.4 mm – 9.5 mm OD

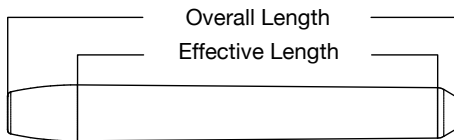


Elliott's 23 Series Condenser Expanders are ideal for expanding small tubes commonly found in oil coolers and other small heat exchangers.

The 23 Series Expanders are available in both standard and longer reaches to suit your application. The 23 Series works great with Elliott's new ET720 Series Rolling Motors. With quality US manufacturing and proven tool life, the 23 Series consistently expands tubes in smaller vessels.

### Spares & Accessories:

- Mandrel
- Roll Set
- Lubricant: *See page 19 for part numbers.*
- ET Series Torque Controlled Pneumatic Rolling Motors: *See page 64.*



Roll Part Number	Overall Roll Length	Effective Roll Length
231R01 - 231R17	0.750" (19.1mm)	0.606" (15.4mm)
232R09 - 232R17	1.250" (31.8mm)	1.106" (28.1mm)

3 Roll Expanders											
Tube Size			Expansion Range				Tube Sheet (Min/Max Reach) 1/4" - 3/4" (6.4 - 19.1mm) Overall Roll Length 3/4" (19.1mm)			Common Mandrel	
OD	Wall Thickness		Inch		Metric		Expander Assembly		Roll Set (3 per set)		
	BWG	In	Metric	Min.	Max.	Min.	Max.	Flush			1/8" Recess
1/4" (6.4mm)	18	0.049	1.24	0.149	0.173	3.78	4.39	23101	23101RA8	231R01-3	23M01
	19	0.042	1.07	0.161	0.185	4.09	4.71	23102	23102RA8	231R02-3	
	20	0.035	0.89	0.173	0.200	4.39	5.08	23103	23103RA8		231R04-3
	21	0.032	0.81	0.181	0.208	4.60	5.29	23104	23104RA8		
	22-23	0.028-0.025	0.71-0.64	0.188	0.219	4.78	5.56	23105	23105RA8	231R06-3	23M05
	24-25	0.022-0.020	0.56-0.51	0.198	0.229	5.03	5.82	23106	23106RA8		
	26-30	0.018-0.012	0.46-0.31	0.205	0.236	5.21	6.00	23107	23107RA8	231R06-3	23M07

Mandrel drive square size is 1/4"



# 23 Series Heat Exchanger & Condenser Expanders



3 Roll Expanders														
Tube Size				Expansion Range				Tube Sheet (Min/Max Reach) 1/4" - 1-1/4" (6.4 - 31.8mm) Overall Roll Length 3/4" (19.1mm)			Tube Sheet (Min/Max Reach) 3/4" - 1-1/4" (19.1 - 31.8mm) Overall Roll Length 1-1/4" (31.8mm)			Common Mandrel
OD	Wall Thickness			Inch		Metric		Expander Assembly		Roll Set (3 per set)	Expander Assembly		Roll Set (3 per set)	
	BWG	In	Metric	Min.	Max.	Min.	Max.	Flush	1/8" Recess		Flush	1/8" Recess		
3/8" (9.5mm)	14	0.083	2.11	0.203	0.235	5.16	5.96	23108	23108RA8	231R08-3	-	-	-	23M08
	15	0.072	1.83	0.226	0.261	5.74	6.64	23109	23109RA8	231R09-3	23209	23209RA8	232R09-3	23M09
	16	0.065	1.65	0.240	0.275	6.10	6.99	23110	23110RA8	231R10-3	23210	23210RA8	232R10-3	
	17	0.058	1.47	0.254	0.291	6.45	7.38	23111	23111RA8		231R12-3	23211		23211RA8
	18	0.049	1.24	0.269	0.306	6.83	7.77	23112	23112RA8	231R13-3	23212	23212RA8	232R13-3	
	19	0.042	1.07	0.283	0.325	7.19	8.27	23113	23113RA8		23213	23213RA8		232R14-3
	20	0.035	0.89	0.297	0.332	7.54	8.43	23114	23114RA8	23214	23214RA8	232R15-3	23M14	
	21	0.032	0.81	0.303	0.338	7.70	8.60	23115	23115RA8	23215	23215RA8			232R16-3
	22-23	0.028-0.025	0.71-0.64	0.309	0.351	7.85	8.92	23116	23116RA8	23216	23216RA8	232R17-3		
	24-26	0.022-0.018	0.56-0.46	0.321	0.363	8.15	9.21	23117	23117RA8	23217	23217RA8			

Mandrel drive square size is 1/4"



3 Roll Expanders - 3" Reach														
Tube Size				Expansion Range				Tube Sheet (Min/Max Reach) 1/4" - 3" (6.4 - 76.2mm) Overall Roll Length 3/4" (19.1mm)			Tube Sheet (Min/Max Reach) 3/4" - 3" (19.1 - 76.2mm) Overall Roll Length 1-1/4" (31.8mm)			Common Mandrel
OD	Wall Thickness			Inch		Metric		Expander Assembly		Roll Set (3 per set)	Expander Assembly		Roll Set (3 per set)	
	BWG	In	Metric	Min.	Max.	Min.	Max.	Flush	1/8" Recess		Flush	1/8" Recess		
3/8" (9.5mm)	15	0.072	1.83	0.226	0.261	5.74	6.64	23109-3	23109RA8-3	231R09-3	23209-3	23209RA8-3	232R09-3	23M09-3
	16	0.065	1.65	0.240	0.275	6.10	6.99	23110-3	23110RA8-3	231R10-3	23210-3	23210RA8-3	232R10-3	
	17	0.058	1.47	0.254	0.291	6.45	7.38	23111-3	23111RA8-3		231R12-3	23211-3		23211RA8-3
	18	0.049	1.24	0.269	0.306	6.83	7.77	23112-3	23112RA8-3	231R13-3	23212-3	23212RA8-3	232R13-3	
	19	0.042	1.07	0.283	0.325	7.19	8.27	23113-3	23113RA8-3		23213-3	23213RA8-3		232R14-3
	20	0.035	0.89	0.297	0.332	7.54	8.43	23114-3	23114RA8-3	23214-3	23214RA8-3	232R15-3	23M14-3	
	21	0.032	0.81	0.303	0.338	7.70	8.60	23115-3	23115RA8-3	23215-3	23215RA8-3			232R16-3
	22-23	0.028-0.025	0.71-0.64	0.309	0.351	7.85	8.92	23116-3	23116RA8-3	23216-3	23216RA8-3	232R17-3		
	24-26	0.022-0.018	0.56-0.46	0.321	0.363	8.15	9.21	23117-3	23117RA8-3	23217-3	23217RA8-3			

Mandrel drive square size is 1/4"







# Elliott Tool Technologies To Support Metal Finishing Sales

DAYTON, OH – December 5, 2023 – Over the past several decades, Elliott Tool Technologies and Monaghan Tooling Group have partnered together to provide quality precision metal finishing tools for burnishing, mechanical joining, and internal recessing in a variety of applications. Elliott has provided engineering expertise and manufacturing of these tools with Monaghan providing the sales, application, and marketing support for customers. We are pleased to announce that Elliott and Monaghan have made a mutual decision to transition the sales and marketing process and fully integrate it into Elliott Tool Technologies,

effective January 1, 2024. Elliott has and will continue to provide the quality engineering and manufacturing you've come to expect, and will now be providing the sales, application, and customer support.

Monaghan's commitment to quality and customer service has laid a strong foundation for us to build upon. Elliott is grateful for their contributions, and you can trust that our dedicated team will work diligently to ensure a seamless transition.

To learn more about Elliott's Metal Finishing products or to download a catalog, visit:

[www.elliott-tool.com/metal-finishing/](http://www.elliott-tool.com/metal-finishing/)



# 24 Series

## Heat Exchanger & Condenser Expanders

### Tube Size

- 0.500" – 2.000" OD
- 12.7 mm – 50.8 mm OD



### Proven tool life from the inventor of the tube expander.

*Elliott's 24 Series Condenser Expanders are ideal for expanding tubes in chillers, heat exchangers, feedwater heaters, fin fan coolers, and surface condensers.*

The 24 Series Expanders are available in both standard and longer reaches. Additionally, Elliott offers 4 and 5 roll expanders for rolling thin wall stainless steel tubes and titanium tubes.

### 24 Series Expander Offerings:

3 Roll Expanders .....	44
3 Roll 8" Reach Expanders .....	46
3 Roll 12" Reach Expanders .....	48
4 & 5 Roll Expanders .....	50
4 & 5 Roll Expanders With Nylon Pilot .....	52
5 Roll 8" & 12" Reach Expanders .....	53

*Contact Elliott for Specialty or Extended Reach Expanders*

### Spares & Accessories:

- Mandrel
- Roll Set
- Collars: *See page 43.*
- Lubricant: *See page 19 for part numbers.*
- Rolling Motors and Torque Controls: *See page 60.*








*"Elliott's 24 Series Tube Expanders have excellent tool life. They held consistent rolled ID numbers and are easy to adjust. I'm purchasing more immediately."*

**Jim Damon, Lean Manufacturing Engineer**

To read Jim's story and see more results reports, go to [www.elliott-tool.com/24-series/results-reports/](http://www.elliott-tool.com/24-series/results-reports/)




Elliott offers several types of collars for the 24 Series Condenser Expanders to accommodate all of your tube expansion job requirements.

Application	Collar Type	Other Information	
Roll tubes flush with tube sheet.	Flush Collar	This is the standard collar furnished with the 24 Series.	
Roll tubes that extend a uniform distance beyond tube sheet.	Recessed Collar	Elliott will recess collars to your requirements in depth increments of 1/64" each.	
Roll tubes that extend at irregular distance beyond tube sheet.	Telescoping Collar	The end of the collar butts against the sheet thus maintaining a constant depth roll in the sheet without thrusting against end of tube.	
Roll thin wall tubes flush with tube sheet.	Thin Wall Collar	Thin wall insert fits inside of the thin wall collar housing to prevent the thin wall tube from being drawn into the collar during expansion.	
Roll air cooler tubes through a header or channel box.	Collar Ring	Elliott's patent pending collar ring prevents the expander from getting pulled into the plug hole and damaging threads or scratching the gasket seat.	

Custom collars available upon request.

## Coming Soon All New Jam Nut Style Collars

Elliott's standard collar will now feature a Jam Nut Style design. Optional collar kits are available for purchase during the transition.



# 24 Series

## 3 Roll Expanders

### Tube Size

- 0.500" – 2.000" OD
- 12.7 mm – 50.8 mm OD



3 Roll Expanders															
Tube Size			Expansion Range				Tube Sheet (Min/Max Reach) 0.500" - 3.830" (12.7-97.3mm) Overall Roll Length 1-5/8" (41.3mm) **Overall Roll Length 1-1/2" (38.1mm)				Tube Sheet (Min/Max Reach) 1.250" - 4.200" (31.8-106.7mm) Overall Roll Length 2-3/8" (60.3mm) ***Overall Roll Length 2-1/4" (57.15mm)				Common Mandrel
							Expander Assembly		Roll Set (3 per set)	Expander Assembly		Roll Set (3 per set)			
OD	Wall Thickness		Inch		Metric		Flush	1/8" Recess		Flush	1/8" Recess				
	BWG	In	Metric	Min.	Max.	Min.			Max.						
1/2" (12.7mm)	13	0.095	2.41	0.305	0.340	7.7	8.6	24121	24121RB8	241R21-3**	24221	24221RB8	242R21-3***	24M21	
	14	0.083	2.11	0.324	0.366	8.4	9.3	24122	24122RB8	241R22-3**	24222	24222RB8	242R22-3***	24M22	
	15	0.072	1.83	0.346	0.386	8.8	9.7	24123	24123RA8		24223	24223RA8	24M23		
	16-17	0.065-0.085	1.65-1.47	0.367	0.410	9.1	10.4	24124	24124RA8	241R24-3**	24224	24224RA8	242R24-3***	24M24	
	18	0.049	1.24	0.392	0.447	10.0	11.3	24125	24125RA8	241R25-3**	24225	24225RA8	242R25-3***	24M25	
	19-20	0.042-0.035	1.07-0.89	0.402	0.457	10.2	11.6	24126	24126RA8	241R26-3**	24226	24226RA8	242R26-3***		
	21-22	0.035-0.028	0.81-0.71	0.425	0.482	10.8	12.3	24127	24127RA8	241R27-3**	24227	24227RB8	242R27-3***	24M27	
5/8" (15.9mm)	12	0.109	2.77	0.392	0.447	10.0	11.3	24125	24125RB8	241R25-3**	24225	24225RB8	242R25-3***	24M25	
	13	0.095	2.41	0.425	0.482	10.8	12.3	24127	24127RB8	241R27-3**	24227	24227RB8	242R27-3***	24M27	
	14	0.083	2.11	0.449	0.506	11.4	12.8	24128	24128RA8	241R28-3	24228	24228RA8	242R28-3	24M28	
	15	0.072	1.83	0.471	0.524	12.0	13.3	24129	24129RA8	241R29-3	24229	24229RA8	242R29-3	24M29	
	16	0.065	1.65	0.485	0.538	12.3	13.7	24129B	24129BRA8		24229B	24229BRA8			
	17	0.058	1.47	0.499	0.564	12.7	14.3	24130	24130RA8	241R30-3	24230	24230RA8	242R30-3	24M30	
	18-19	0.049-0.042	1.24-1.07	0.517	0.584	13.1	14.8	24131	24131RA8	241R31-3	24231	24231RA8	242R31-3	24M31	
20-22	0.035-0.028	0.89-0.71	0.540	0.609	13.7	15.5	24132	24132RA8	241R32-3	24232	24232RA8	242R32-3	24M32		
3/4" (19.1mm)	10	0.134	3.40	0.471	0.538	12.0	13.7	24129	24129RB8	241R29-3	24229	24229RB8	242R29-3	24M29	
	11	0.120	3.05	0.499	0.564	12.7	14.3	24130	24130RB8	241R30-3	24230	24230RB8	242R30-3	24M30	
	12	0.109	2.77	0.517	0.584	13.1	14.8	24131	24131RB8	241R31-3	24231	24231RB8	242R31-3	24M31	
	13	0.095	2.41	0.540	0.609	13.7	15.5	24132	24132RB8	241R32-3	24232	24232RB8	242R32-3	24M32	
	14	0.083	2.11	0.562	0.631	14.3	16.0	24133	24133RA8	241R33-3	24233	24233RA8	242R33-3		
	15-16	0.072-0.065	1.83-1.65	0.592	0.672	15.0	17.1	24134	24134RA8	241R34-3	24234	24234RA8	242R34-3	24M34	
	17-18	0.058-0.049	1.47-1.24	0.620	0.697	15.7	17.7	24135	24135RA8	241R35-3	24235	24235RA8	242R35-3	24M35	
19-22	0.042-0.028	1.07-0.71	0.641	0.731	16.3	18.6	24136	24136RA8	241R36-3	24236	24236RA8	242R36-3	24M36		
7/8" (22.2mm)	10	0.134	3.40	0.592	0.672	15.0	17.1	24134	24134RB8	241R34-3	24234	24234RB8	242R34-3	24M34	
	11	0.120	3.05	0.620	0.697	15.7	17.7	24135	24135RB8	241R35-3	24235	24235RB8	242R35-3	24M35	
	12	0.109	2.77	0.641	0.731	16.3	18.6	24136	24136RB8	241R36-3	24236	24236RB8	242R36-3	24M36	
	13	0.095	2.41	0.655	0.745	16.6	18.9	24138	24138RA8	241R38-3	24238	24238RA8	242R38-3		
	14	0.083	2.11	0.675	0.765	17.1	19.4	24139	24139RA8	241R39-3	24239	24239RA8	242R39-3	24M40	
	15-16	0.072-0.065	1.83-1.65	0.715	0.800	18.2	20.3	24140	24140RA8		24240	24240RA8			
	17-19	0.058-0.049	1.47-1.07	0.743	0.828	18.9	21.0	24141	24141RA8	241R41-3	24241	24241RA8	242R41-3	24M42	
20-22	0.035-0.028	0.89-0.71	0.795	0.865	20.2	22.0	24142	24142RA8	241R42-3	24242	24242RA8	242R42-3	24M42		
1" (25.4mm)	8	0.165	4.19	0.655	0.745	16.6	18.9	24138	24138RB8	241R38-3	24238	24238RB8	242R38-3	24M36	
	9	0.148	3.76	0.675	0.765	17.1	19.4	24139	24139RB8	241R39-3	24239	24239RB8	242R39-3		
	10	0.134	3.40	0.715	0.800	18.2	20.3	24140	24140RB8		241R41-3	24240		24240RB8	242R41-3
	11	0.120	3.05	0.743	0.828	18.9	21.0	24141	24141RB8	241R41-3	24241	24241RB8	242R41-3		
	12-13	0.109-0.095	2.77-2.41	0.769	0.866	19.5	22.0	24143	24143RA8	241R42-3	24243	24243RA8	242R42-3	24M43	
	14	0.083	2.11	0.799	0.896	20.3	22.7	24144	24144RA8	241R44-3	24244	24244RA8	242R44-3		
	15-16	0.072-0.065	1.83-1.65	0.841	0.922	21.4	23.4	24145	24145RA8		24245	24245RA8		242R44-3	24M45*
17-19	0.058-0.042	1.47-1.07	0.872	0.968	22.1	24.6	24146	24146RA8	241R46-3	24246	24246RA8	242R46-3	24M46*		
20-22	0.035-0.028	0.89-0.71	0.894	0.990	22.7	25.2	24147	24147RA8	241R47-3	24247	24247RA8	242R47-3			

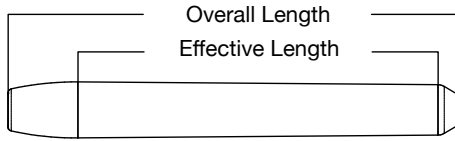


Mandrel drive square size is 3/8"

\*Mandrel drive square size is 1/2"

\*\*Mandrel drive square size is 3/4"

# 24 Series 3 Roll Expanders



Roll Part Number	Overall Roll Length	Effective Roll Length
241R21 - 241R27	1.500" (38.1mm)	1.187" (30.1mm)
241R28 - 241R42	1.625" (41.3mm)	1.301" (33.0mm)
241R43 - 241R69		1.239" (31.5mm)
242R21 - 242R27	2.250" (57.2mm)	1.937" (49.2mm)
242R28 - 242R42	2.365" (60.3mm)	2.051" (52.1mm)
242R43 - 242R69		1.989" (50.5mm)

3 Roll Expanders														
Tube Size			Expansion Range				Tube Sheet (Min/Max Reach) 0.500"-3.830" (12.7-97.3mm) Overall Roll Length 1-5/8" (41.3mm) **Overall Roll Length 1-1/2" (38.1mm)				Tube Sheet (Min/Max Reach) 1.250" - 4.200" (31.8-106.7mm) Overall Roll Length 2-3/8" (60.3mm) ***Overall Roll Length 2-1/4" (57.15mm)			Common Mandrel
OD	Wall Thickness			Inch		Metric		Expander Assembly		Roll Set (3 per set)	Expander Assembly		Roll Set (3 per set)	
	BWG	In	Metric	Min.	Max.	Min.	Max.	Flush	1/8" Recess		Flush	1/8" Recess		
1-1/8" (28.6mm)	8	0.165	4.19	0.769	0.866	19.5	22.0	24143	24143RB8	241R42-3	24243	24243RB8	242R42-3	24M43
	9	0.148	3.76	0.799	0.896	20.3	22.7	24144	24144RB8	241R44-3	24244	24244RB8	242R44-3	
	10	0.134	3.40	0.841	0.922	21.4	23.4	24145	24145RB8		241R46-3	24245		24245RB8
	11-12	0.120-0.109	3.05-2.77	0.872	0.968	22.1	24.6	24146	24146RB8	241R47-3		24246	24246RB8	242R47-3
	13	0.095	2.41	0.894	1.009	22.7	25.6	24149	24149RA8		241R50-3	24249	24249RA8	
	14-15	0.083-0.072	2.11-1.83	0.924	1.039	23.5	26.4	24150	24150RA8	241R52-3		24250	24250RA8	242R52-3
	16-18	0.065-0.049	1.65-1.24	0.978	1.078	24.8	27.4	24151	24151RA8		24251	24251RA8	242R50-3	
1-1/4" (31.8mm)	8	0.165	4.19	0.894	1.009	22.7	25.6	24149	24149RB8	241R47-3	24249	24249RB8	242R47-3	24M49*
	9	0.148	3.76	0.924	1.039	23.5	26.4	24150	24150RB8	241R50-3	24250	24250RB8	242R50-3	
	10-11	0.134-0.120	3.40-3.05	0.962	1.083	24.4	27.5	24153	24153RA8	241R53-3	24253	24253RA8	242R53-3	24M53*
	12-13	0.109-0.095	2.77-2.41	1.012	1.128	25.7	28.7	24155	24155RA8	241R52-3	24255	24255RA8	242R52-3	24M55*
	14-17	0.083-0.058	2.11-1.47	1.066	1.195	27.1	30.3	24156	24156RA8	241R56-3	24256	24256RA8	242R56-3	24M56*
18-22	0.049-0.028	1.24-0.71	1.112	1.240	28.2	31.5	24157	24157RA8	241R57-3	24257	24257RA8	242R57-3		
1-3/8" (34.9mm)	8	0.165	4.19	1.012	1.128	25.7	28.7	24155	24155RB8	241R52-3	24255	24255RB8	242R52-3	24M55*
	9-10	0.148-0.134	3.76-3.40	1.066	1.195	27.1	30.3	24156	24156RB8	241R56-3	24256	24256RB8	242R56-3	24M56*
	11	0.120	3.05	1.115	1.218	28.3	30.9	24158	24158RA8	241R58-3	24258	24258RA8	242R58-3	24M58*
	12-13	0.109-0.095	2.77-2.41	1.127	1.263	28.6	32.1	24159	24159RA8	241R57-3	24259	24259RA8	242R57-3	24M59*
	14-17	0.083-0.058	2.11-1.47	1.180	1.322	30.0	33.6	24160	24160RA8	241R60-3	24260	24260RA8	242R60-3	24M60*
18-22	0.049-0.028	1.24-0.71	1.224	1.365	31.1	34.7	24161	24161RA8	241R61-3	24261	24261RA8	242R61-3		
1-1/2" (38.1mm)	8	0.165	4.19	1.127	1.263	28.6	32.1	24159	24159RB8	241R57-3	24259	24259RB8	242R57-3	24M59*
	9-10	0.148-0.134	3.76-3.40	1.180	1.322	30.0	33.6	24160	24160RB8	241R60-3	24260	24260RB8	242R60-3	24M60*
	11-12	0.120-0.109	3.05-2.77	1.224	1.365	31.1	34.7	24161	24161RB8	241R61-3	24261	24261RB8	242R61-3	
	13-14	0.095-0.083	2.41-2.11	1.285	1.415	32.6	35.9	24163	24163RA8		241R64-3	24263		24263RA8
	15-17	0.072-0.058	1.83-1.47	1.325	1.455	33.7	36.9	24164	24164RA8	241R65-3	24264	24264RA8	242R65-3	
1-3/4" (44.5mm)	14-16	0.083-0.065	2.11-1.65	1.534	1.700	38.9	43.7	24166	24166RA8	241R66-3	24266	24266RA8	242R65-3	24M66**
	13-16	0.095-0.065	2.41-1.65	1.750	1.952	44.0	49.6	24167	24167RA8	241R67-3	24267	24267RA8	242R67-3	24M67**
17-22	0.058-0.028	1.47-0.71	1.848	1.990	46.9	50.5	24169	24169RA8	24269		24169RA8	24M69**		

Mandrel drive square size is 3/8"

\*Mandrel drive square size is 1/2"

\*\*Mandrel drive square size is 3/4"



# 24 Series

## 3 Roll Expanders - 8" Reach

### Tube Size

- 0.500" to 2.000" OD
- (12.7 to 50.8mm) OD



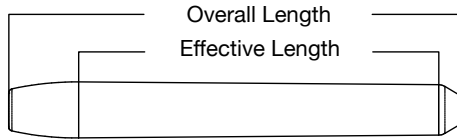
3 Roll Expanders															
Tube Size			Expansion Range				Tube Sheet (Min/Max Reach) 0.500"-7.830" (12.7-198.9mm) Overall Roll Length 1-5/8" (41.3mm) **Overall Roll Length 1-1/2" (38.1mm)				Tube Sheet (Min/Max Reach) 1.250" - 8.200" (31.8-208.3mm) Overall Roll Length 2-3/8" (60.3mm) ***Overall Roll Length 2-1/4" (57.15mm)				Common Mandrel
OD	Wall Thickness		Inch		Metric		Expander Assembly		Roll Set (3 per set)	Expander Assembly		Roll Set (3 per set)			
	BWG	In	Metric	Min.	Max.	Min.	Max.	Flush		1/8" Recess	Flush		1/8" Recess		
1/2" (12.7mm)	13	0.095	2.41	0.305	0.340	7.7	8.6	24121-8	24121RB8-8	241R21-3**	24221-8	24221RB8-8	242R21-3***	24M21-8	
	14	0.083	2.11	0.324	0.366	8.4	9.3	24122-8	24122RB8-8	241R22-3**	24222-8	24222RB8-8	242R22-3***	24M22-8	
	15	0.072	1.83	0.346	0.386	8.8	9.7	24123-8	24123RA8-8		24223-8	24223RA8-8	242R22-3***	24M23-8	
	16-17	0.065-0.085	1.65-1.47	0.367	0.410	9.1	10.4	24124-8	24124RA8-8	241R24-3**	24224-8	24224RA8-8	242R24-3***	24M24-8	
	18	0.049	1.24	0.392	0.447	10.0	11.3	24125-8	24125RA8-8	241R25-3**	24225-8	24225RA8-8	242R25-3***	24M25-8	
	19-20	0.042-0.035	1.07-0.89	0.402	0.457	10.2	11.6	24126-8	24126RA8-8	241R26-3**	24226-8	24226RA8-8	242R26-3***	24M26-8	
	21-22	0.035-0.028	0.81-0.71	0.425	0.482	10.8	12.3	24127-8	24127RA8-8	241R27-3**	24227-8	24227RA8-8	242R27-3***	24M27-8	
5/8" (15.9mm)	12	0.109	2.77	0.392	0.447	10.0	11.3	24125-8	24125RB8-8	241R25-3**	24225-8	24225RB8-8	242R25-3***	24M25-8	
	13	0.095	2.41	0.425	0.482	10.8	12.3	24127-8	24127RB8-8	241R27-3**	24227-8	24227RB8-8	242R27-3***	24M27-8	
	14	0.083	2.11	0.449	0.506	11.4	12.8	24128-8	24128RA8-8	241R28-3	24228-8	24228RA8-8	242R28-3	24M28-8	
	15	0.072	1.83	0.471	0.524	12.0	13.3	24129-8	24129RA8-8	241R29-3	24229-8	24229RA8-8	242R29-3	24M29-8	
	16	0.065	1.65	0.485	0.538	12.3	13.7	24129B-8	24129BRA8-8		24229B-8	24229BRA8-8	242R29-3	24M29-8	
	17	0.058	1.47	0.499	0.564	12.7	14.3	24130-8	24130RA8-8	241R30-3	24230-8	24230RA8-8	242R30-3	24M30-8	
	18-19	0.049-0.042	1.24-1.07	0.517	0.584	13.1	14.8	24131-8	24131RA8-8	241R31-3	24231-8	24231RA8-8	242R31-3	24M31-8	
20-22	0.035-0.028	0.89-0.71	0.540	0.609	13.7	15.5	24132-8	24132RA8-8	241R32-3	24232-8	24232RA8-8	242R32-3	24M32-8		
3/4" (19.1mm)	10	0.134	3.40	0.471	0.538	12.0	13.7	24129-8	24129RB8-8	241R29-3	24229-8	24229RB8-8	242R29-3	24M29-8	
	11	0.120	3.05	0.499	0.564	12.7	14.3	24130-8	24130RB8-8	241R30-3	24230-8	24230RB8-8	242R30-3	24M30-8	
	12	0.109	2.77	0.517	0.584	13.1	14.8	24131-8	24131RB8-8	241R31-3	24231-8	24231RB8-8	242R31-3	24M31-8	
	13	0.095	2.41	0.540	0.609	13.7	15.5	24132-8	24132RB8-8	241R32-3	24232-8	24232RB8-8	242R32-3	24M32-8	
	14	0.083	2.11	0.562	0.631	14.3	16.0	24133-8	24133RA8-8	241R33-3	24233-8	24233RA8-8	242R33-3	24M33-8	
	15-16	0.072-0.065	1.83-1.65	0.592	0.672	15.0	17.1	24134-8	24134RA8-8	241R34-3	24234-8	24234RA8-8	242R34-3	24M34-8	
	17-18	0.058-0.049	1.47-1.24	0.620	0.697	15.7	17.7	24135-8	24135RA8-8	241R35-3	24235-8	24235RA8-8	242R35-3	24M35-8	
7/8" (22.2mm)	19-22	0.042-0.028	1.07-0.71	0.641	0.731	16.3	18.6	24136-8	24136RA8-8	241R36-3	24236-8	24236RA8-8	242R36-3	24M36-8	
	10	0.134	3.40	0.592	0.672	15.0	17.1	24134-8	24134RB8-8	241R34-3	24234-8	24234RB8-8	242R34-3	24M34-8	
	11	0.120	3.05	0.620	0.697	15.7	17.7	24135-8	24135RB8-8	241R35-3	24235-8	24235RB8-8	242R35-3	24M35-8	
	12	0.109	2.77	0.641	0.731	16.3	18.6	24136-8	24136RB8-8	241R36-3	24236-8	24236RB8-8	242R36-3	24M36-8	
	13	0.095	2.41	0.655	0.745	16.6	18.9	24138-8	24138RA8-8	241R38-3	24238-8	24238RA8-8	242R38-3	24M36-8	
	14	0.083	2.11	0.675	0.765	17.1	19.4	24139-8	24139RA8-8	241R39-3	24239-8	24239RA8-8	242R39-3	24M36-8	
	15-16	0.072-0.065	1.83-1.65	0.715	0.800	18.2	20.3	24140-8	24140RA8-8		24240-8	24240RA8-8	242R39-3	24M40-8	
17-19	0.058-0.049	1.47-1.07	0.743	0.828	18.9	21.0	24141-8	24141RA8-8	241R41-3	24241-8	24241RA8-8	242R41-3	24M40-8		
20-22	0.035-0.028	0.89-0.71	0.795	0.865	20.2	22.0	24142-8	24142RA8-8	241R42-3	24242-8	24242RA8-8	242R42-3	24M42-8		
1" (25.4mm)	8	0.165	4.19	0.655	0.745	16.6	18.9	24138-8	24138RB8-8	241R38-3	24238-8	24238RB8-8	242R38-3	24M36-8	
	9	0.148	3.76	0.675	0.765	17.1	19.4	24139-8	24139RB8-8	241R39-3	24239-8	24239RB8-8	242R39-3	24M36-8	
	10	0.134	3.40	0.715	0.800	18.2	20.3	24140-8	24140RB8-8		24240-8	24240RB8-8	242R39-3	24M40-8	
	11	0.120	3.05	0.743	0.828	18.9	21.0	24141-8	24141RB8-8	241R41-3	24241-8	24241RB8-8	242R41-3	24M40-8	
	12-13	0.109-0.095	2.77-2.41	0.769	0.866	19.5	22.0	24143-8	24143RA8-8	241R42-3	24243-8	24243RA8-8	242R42-3	24M43-8	
	14	0.083	2.11	0.799	0.896	20.3	22.7	24144-8	24144RA8-8	241R44-3	24244-8	24244RA8-8	242R44-3	24M43-8	
	15-16	0.072-0.065	1.83-1.65	0.841	0.922	21.4	23.4	24145-8	24145RA8-8		24245-8	24245RA8-8	242R44-3	24M45-8*	
	17-19	0.058-0.042	1.47-1.07	0.872	0.968	22.1	24.6	24146-8	24146RA8-8	241R46-3	24246-8	24246RA8-8	242R46-3	24M46-8*	
20-22	0.035-0.028	0.89-0.71	0.894	0.990	22.7	25.2	24147-8	24147RA8-8	241R47-3	24247-8	24247RA8-8	242R47-3	24M46-8*		



Mandrel drive square size is 3/8". \*Mandrel drive square size is 1/2". \*\*Mandrel drive square size is 3/4".

# 24 Series

## 3 Roll Expanders - 8" Reach



Roll Part Number	Overall Roll Length	Effective Roll Length
241R21 - 241R27	1.500" (38.1mm)	1.187" (30.1mm)
241R28 - 241R42	1.625" (41.3mm)	1.301" (33.0mm)
241R43 - 241R69		1.239" (31.5mm)
242R21 - 242R27	2.250" (57.2mm)	1.937" (49.2mm)
242R28 - 242R42	2.365" (60.3mm)	2.051" (52.1mm)
242R43 - 242R69		1.989" (50.5mm)

3 Roll Expanders														
Tube Size				Expansion Range				Tube Sheet (Min/Max Reach) 0.500"-7.830" (12.7-198.9mm)			Tube Sheet (Min/Max Reach) 1.250" - 8.200" (31.8-208.3mm)			Common Mandrel
								Overall Roll Length 1-5/8" (41.3mm) **Overall Roll Length 1-1/2" (38.1mm)			Overall Roll Length 2-3/8" (60.3mm) ***Overall Roll Length 2-1/4" (57.15mm)			
OD	Wall Thickness			Inch		Metric		Expander Assembly		Roll Set (3 per set)	Expander Assembly		Roll Set (3 per set)	
	BWG	In	Metric	Min.	Max.	Min.	Max.	Flush	1/8" Recess		Flush	1/8" Recess		
1-1/8" (28.6mm)	8	0.165	4.19	0.769	0.866	19.5	22.0	24143-8	24143RB8-8	241R42-3	24243-8	24243RB8-8	242R42-3	24M43-8
	9	0.148	3.76	0.799	0.896	20.3	22.7	24144-8	24144RB8-8	241R44-3	24244-8	24244RB8-8	242R44-3	24M45-8*
	10	0.134	3.40	0.841	0.922	21.4	23.4	24145-8	24145RB8-8		24245-8	24245RB8-8		24M46-8*
	11-12	0.120-0.109	3.05-2.77	0.872	0.968	22.1	24.6	24146-8	24146RB8-8	241R46-3	24246-8	24246RB8-8	242R46-3	24M46-8*
	13	0.095	2.41	0.894	1.009	22.7	25.6	24149-8	24149RA8-8	241R47-3	24249-8	24249RA8-8	242R47-3	24M49-8*
	14-15	0.083-0.072	2.11-1.83	0.924	1.039	23.5	26.4	24150-8	24150RA8-8	241R50-3	24250-8	24250RA8-8	242R50-3	24M51-8*
	16-18	0.065-0.049	1.65-1.24	0.978	1.078	24.8	27.4	24151-8	24151RA8-8		24251-8	24251RA8-8		
19-22	0.042-0.028	1.07-0.71	1.016	1.116	25.8	28.4	24152-8	24152RA8-8	241R52-3	24252-8	24252RA8-8	242R52-3		
1-1/4" (31.8mm)	8	0.165	4.19	0.894	1.009	22.7	25.6	24149-8	24149RB8-8	241R47-3	24249-8	24249RB8-8	242R47-3	24M49-8*
	9	0.148	3.76	0.924	1.039	23.5	26.4	24150-8	24150RB8-8	241R50-3	24250-8	24250RB8-8	242R50-3	
	10-11	0.134-0.120	3.40-3.05	0.962	1.083	24.4	27.5	24153-8	24153RA8-8	241R53-3	24253-8	24253RA8-8	242R53-3	24M53-8*
	12-13	0.109-0.095	2.77-2.41	1.012	1.128	25.7	28.7	24155-8	24155RA8-8	241R52-3	24255-8	24255RA8-8	242R52-3	24M55-8*
	14-17	0.083-0.058	2.11-1.47	1.066	1.195	27.1	30.3	24156-8	24156RA8-8	241R56-3	24256-8	24256RA8-8	242R56-3	24M56-8*
18-22	0.049-0.028	1.24-0.71	1.112	1.240	28.2	31.5	24157-8	24157RA8-8	241R57-3	24257-8	24257RA8-8	242R57-3		
1-3/8" (34.9mm)	8	0.165	4.19	1.012	1.128	25.7	28.7	24155-8	24155RB8-8	241R52-3	24255-8	24255RB8-8	242R52-3	24M55-8*
	9-10	0.148-0.134	3.76-3.40	1.066	1.195	27.1	30.3	24156-8	24156RB8-8	241R56-3	24256-8	24256RB8-8	242R56-3	24M56-8*
	11	0.120	3.05	1.115	1.218	28.3	30.9	24158-8	24158RA8-8	241R58-3	24258-8	24258RA8-8	242R58-3	24M58-8*
	12-13	0.109-0.095	2.77-2.41	1.127	1.263	28.6	32.1	24159-8	24159RA8-8	241R57-3	24259-8	24259RA8-8	242R57-3	24M59-8*
	14-17	0.083-0.058	2.11-1.47	1.180	1.322	30.0	33.6	24160-8	24160RA8-8	241R60-3	24260-8	24260RA8-8	242R60-3	24M60-8*
18-22	0.049-0.028	1.24-0.71	1.224	1.365	31.1	34.7	24161-8	24161RA8-8	241R61-3	24261-8	24261RA8-8	242R61-3		
1-1/2" (38.1mm)	8	0.165	4.19	1.127	1.263	28.6	32.1	24159-8	24159RB8-8	241R57-3	24259-8	24259RB8-8	242R57-3	24M59-8*
	9-10	0.148-0.134	3.76-3.40	1.180	1.322	30.0	33.6	24160-8	24160RB8-8	241R60-3	24260-8	24260RB8-8	242R60-3	24M60-8*
	11-12	0.120-0.109	3.05-2.77	1.224	1.365	31.1	34.7	24161-8	24161RB8-8	241R61-3	24261-8	24261RB8-8	242R61-3	24M63-8*
	13-14	0.095-0.083	2.41-2.11	1.285	1.415	32.6	35.9	24163-8	24163RA8-8		24263-8	24263RA8-8		
	15-17	0.072-0.058	1.83-1.47	1.325	1.455	33.7	36.9	24164-8	24164RA8-8	241R64-3	24264-8	24264RA8-8	242R64-3	
	18-22	0.049-0.028	1.24-0.71	1.361	1.490	34.6	37.9	24165-8	24165RA8-8	241R65-3	24265-8	24265RA8-8		
1-3/4" (44.5mm)	14-16	0.083-0.065	2.11-1.65	1.534	1.700	38.9	43.7	24166-8	24166RA8-8	241R66-3	24266-8	24266RA8-8	242R65-3	24M66-8**
2" (50.8mm)	13-16	0.095-0.065	2.41-1.65	1.750	1.952	44.0	49.6	24167-8	24167RA8-8	241R67-3	24267-8	24267RA8-8	242R67-3	24M67-8**
	17-22	0.058-0.028	1.47-0.71	1.848	1.990	46.9	50.5	24169-8	24169RA8-8		24269-8	24169RA8-8		24M69-8**



# 24 Series

## 3 Roll Expanders - 12" Reach

### Tube Size

- 0.500" to 2.000" OD
- (12.7 to 50.8mm) OD



3 Roll Expanders																
Tube Size		Expansion Range						Tube Sheet (Min/Max Reach)				Tube Sheet (Min/Max Reach)				Common Mandrel
								1.500" - 11.830" (38.1-300.5mm)		2.250" - 12.200" (57.2-309.9mm)		Overall Roll Length 1-5/8" (41.3mm)		Overall Roll Length 2-3/8" (60.3mm)		
OD	Wall Thickness			Inch		Metric		Expander Assembly		Roll Set (3 per set)	Expander Assembly		Roll Set (3 per set)			
	BWG	In	Metric	Min.	Max.	Min.	Max.	Flush	1/8" Recess		Flush	1/8" Recess				
1/2" (12.7mm)	14	0.083	2.11	0.324	0.366	8.4	9.3	24122-12	24122RB8-12	241R22-3**	24222-12	24222RB8-12	242R22-3***	24M22-12		
	15	0.072	1.83	0.346	0.386	8.8	9.7	24123-12	24123RA8-12		24223-12	24223RA8-12		24M23-12		
	16-17	0.065-0.085	1.65-1.47	0.367	0.410	9.1	10.4	24124-12	24124RA8-12	241R24-3**	24224-12	24224RA8-12	242R24-3***	24M24-12		
	18	0.049	1.24	0.392	0.447	10.0	11.3	24125-12	24125RA8-12		24225-12	24225RA8-12		242R25-3***	24M25-12	
	19-20	0.042-0.035	1.07-0.89	0.402	0.457	10.2	11.6	24126-12	24126RA8-12	241R26-3**	24226-12	24226RA8-12	242R26-3***	24M27-12		
	21-22	0.035-0.028	0.81-0.71	0.425	0.482	10.8	12.3	24127-12	24127RA8-12		24227-12	24227RA8-12			242R27-3***	
5/8" (15.9mm)	12	0.109	2.77	0.392	0.447	10.0	11.3	24125-12	24125RB8-12	241R25-3**	24225-12	24225RB8-12	242R25-3***	24M25-12		
	13	0.095	2.41	0.425	0.482	10.8	12.3	24127-12	24127RB8-12		24227-12	24227RB8-12		242R27-3***	24M27-12	
	14	0.083	2.11	0.449	0.506	11.4	12.8	24128-12	24128RA8-12	241R28-3	24228-12	24228RA8-12	242R28-3	24M28-12		
	15	0.072	1.83	0.471	0.524	12.0	13.3	24129-12	24129RA8-12		24229-12	24229RA8-12		242R29-3	24M29-12	
	16	0.065	1.65	0.485	0.538	12.3	13.7	24129B-12	24129BRA8-12	241R29-3	24229B-12	24229BRA8-12	242R29-3	24M30-12		
	17	0.058	1.47	0.499	0.564	12.7	14.3	24130-12	24130RA8-12		24230-12	24230RA8-12			242R30-3	
	18-19	0.049-0.042	1.24-1.07	0.517	0.584	13.1	14.8	24131-12	24131RA8-12	241R31-3	24231-12	24231RA8-12	242R31-3	24M31-12		
	20-22	0.035-0.028	0.89-0.71	0.540	0.609	13.7	15.5	24132-12	24132RA8-12		24232-12	24232RA8-12		242R32-3	24M32-12	
3/4" (19.1mm)	10	0.134	3.40	0.471	0.538	12.0	13.7	24129-12	24129RB8-12	241R29-3	24229-12	24229RB8-12	242R29-3	24M29-12		
	11	0.120	3.05	0.499	0.564	12.7	14.3	24130-12	24130RB8-12		24230-12	24230RB8-12		242R30-3	24M30-12	
	12	0.109	2.77	0.517	0.584	13.1	14.8	24131-12	24131RB8-12	241R31-3	24231-12	24231RB8-12	242R31-3	24M31-12		
	13	0.095	2.41	0.540	0.609	13.7	15.5	24132-12	24132RB8-12		24232-12	24232RB8-12		242R32-3	24M32-12	
	14	0.083	2.11	0.562	0.631	14.3	16.0	24133-12	24133RA8-12	241R33-3	24233-12	24233RA8-12	242R33-3	24M34-12		
	15-16	0.072-0.065	1.83-1.65	0.592	0.672	15.0	17.1	24134-12	24134RA8-12		24234-12	24234RA8-12			242R34-3	
	17-18	0.058-0.049	1.47-1.24	0.620	0.697	15.7	17.7	24135-12	24135RA8-12	241R35-3	24235-12	24235RA8-12	242R35-3	24M35-12		
	19-22	0.042-0.028	1.07-0.71	0.641	0.731	16.3	18.6	24136-12	24136RA8-12		24236-12	24236RA8-12		242R36-3	24M36-12	
7/8" (22.2mm)	10	0.134	3.40	0.592	0.672	15.0	17.1	24134-12	24134RB8-12	241R34-3	24234-12	24234RB8-12	242R34-3	24M34-12		
	11	0.120	3.05	0.620	0.697	15.7	17.7	24135-12	24135RB8-12		24235-12	24235RB8-12		242R35-3	24M35-12	
	12	0.109	2.77	0.641	0.731	16.3	18.6	24136-12	24136RB8-12	241R36-3	24236-12	24236RB8-12	242R36-3	24M36-12		
	13	0.095	2.41	0.655	0.745	16.6	18.9	24138-12	24138RA8-12		24238-12	24238RA8-12			242R38-3	
	14	0.083	2.11	0.675	0.765	17.1	19.4	24139-12	24139RA8-12	241R39-3	24239-12	24239RA8-12	242R39-3	24M40-12		
	15-16	0.072-0.065	1.83-1.65	0.715	0.800	18.2	20.3	24140-12	24140RA8-12		24240-12	24240RA8-12				
	17-19	0.058-0.049	1.47-1.07	0.743	0.828	18.9	21.0	24141-12	24141RA8-12	241R41-3	24241-12	24241RA8-12	242R41-3	24M42-12		
	20-22	0.035-0.028	0.89-0.71	0.795	0.865	20.2	22.0	24142-12	24142RA8-12		24242-12	24242RA8-12			242R42-3	
1" (25.4mm)	8	0.165	4.19	0.655	0.745	16.6	18.9	24138-12	24138RB8-12	241R38-3	24238-12	24238RB8-12	242R38-3	24M36-12		
	9	0.148	3.76	0.675	0.765	17.1	19.4	24139-12	24139RB8-12		241R39-3	24239-12			24239RB8-12	242R39-3
	10	0.134	3.40	0.715	0.800	18.2	20.3	24140-12	24140RB8-12	241R41-3		24240-12	24240RB8-12	242R41-3	24M40-12	
	11	0.120	3.05	0.743	0.828	18.9	21.0	24141-12	24141RB8-12		24241-12	24241RB8-12	242R41-3			
	12-13	0.109-0.095	2.77-2.41	0.769	0.866	19.5	22.0	24143-12	24143RA8-12	241R42-3	24243-12	24243RA8-12	242R42-3	24M43-12		
	14	0.083	2.11	0.799	0.896	20.3	22.7	24144-12	24144RA8-12		241R44-3	24244-12			24244RA8-12	242R44-3
	15-16	0.072-0.065	1.83-1.65	0.841	0.922	21.4	23.4	24145-12	24145RA8-12	241R46-3		24245-12	24245RA8-12	242R46-3	24M45-12*	
	17-19	0.058-0.042	1.47-1.07	0.872	0.968	22.1	24.6	24146-12	24146RA8-12		24246-12	24246RA8-12	242R46-3			
	20-22	0.035-0.028	0.89-0.71	0.894	0.990	22.7	25.2	24147-12	24147RA8-12	24247-12	24247RA8-12	242R47-3	24M46-12*			



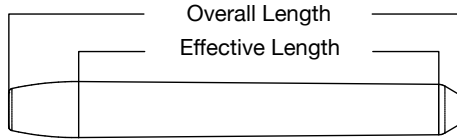
Mandrel drive square size is 3/8". \*Mandrel drive square size is 1/2". \*\*Mandrel drive square size is 3/4".

Extended reaches available upon request.



# 24 Series

## 3 Roll Expanders - 12" Reach



Roll Part Number	Overall Roll Length	Effective Roll Length
241R21 - 241R27	1.500" (38.1mm)	1.187" (30.1mm)
241R28 - 241R42	1.625" (41.3mm)	1.301" (33.0mm)
241R43 - 241R69		1.239" (31.5mm)
242R21 - 242R27	2.250" (57.2mm)	1.937" (49.2mm)
242R28 - 242R42	2.365" (60.3mm)	2.051" (52.1mm)
242R43 - 242R69		1.989" (50.5mm)

3 Roll Expanders															
Tube Size			Expansion Range				Tube Sheet (Min/Max Reach) 1.500" - 11.830" (38.1-300.5mm) Overall Roll Length 1-5/8" (41.3mm) **Overall Roll Length 1-1/2" (38.1mm)				Tube Sheet (Min/Max Reach) 2.250" - 12.200" (57.2-309.9mm) Overall Roll Length 2-3/8" (60.3mm) ***Overall Roll Length 2-1/4" (57.15mm)				Common Mandrel
OD	Wall Thickness			Inch		Metric		Expander Assembly		Roll Set (3 per set)	Expander Assembly		Roll Set (3 per set)		
	BWG	In	Metric	Min.	Max.	Min.	Max.	Flush	1/8" Recess		Flush	1/8" Recess			
1-1/8" (28.6mm)	8	0.165	4.19	0.769	0.866	19.5	22.0	24143-12	24143RB8-12	241R42-3	24243-12	24243RB8-12	242R42-3	24M43-12	
	9	0.148	3.76	0.799	0.896	20.3	22.7	24144-12	24144RB8-12	241R44-3	24244-12	24244RB8-12	242R44-3	24M45-12*	
	10	0.134	3.40	0.841	0.922	21.4	23.4	24145-12	24145RB8-12		24245-12	24245RB8-12			
	11-12	0.120-0.109	3.05-2.77	0.872	0.968	22.1	24.6	24146-12	24146RB8-12	241R46-3	24246-12	24246RB8-12	242R46-3	24M46-12*	
	13	0.095	2.41	0.894	1.009	22.7	25.6	24149-12	24149RA8-12	241R47-3	24249-12	24249RA8-12	242R47-3	24M49-12*	
	14-15	0.083-0.072	2.11-1.83	0.924	1.039	23.5	26.4	24150-12	24150RA8-12	241R50-3	24250-12	24250RA8-12	242R50-3	24M51-12*	
	16-18	0.065-0.049	1.65-1.24	0.978	1.078	24.8	27.4	24151-12	24151RA8-12		24251-12	24251RA8-12			
19-22	0.042-0.028	1.07-0.71	1.016	1.116	25.8	28.4	24152-12	24152RA8-12	241R52-3	24252-12	24252RA8-12	242R52-3			
1-1/4" (31.8mm)	8	0.165	4.19	0.894	1.009	22.7	25.6	24149-12	24149RB8-12	241R47-3	24249-12	24249RB8-12	242R47-3	24M49-12*	
	9	0.148	3.76	0.924	1.039	23.5	26.4	24150-12	24150RB8-12	241R50-3	24250-12	24250RB8-12	242R50-3		
	10-11	0.134-0.120	3.40-3.05	0.962	1.083	24.4	27.5	24153-12	24153RA8-12	241R53-3	24253-12	24253RA8-12	242R53-3	24M53-12*	
	12-13	0.109-0.095	2.77-2.41	1.012	1.128	25.7	28.7	24155-12	24155RA8-12	241R52-3	24255-12	24255RA8-12	242R52-3	24M55-12*	
	14-17	0.083-0.058	2.11-1.47	1.066	1.195	27.1	30.3	24156-12	24156RA8-12	241R56-3	24256-12	24256RA8-12	242R56-3	24M56-12*	
18-22	0.049-0.028	1.24-0.71	1.112	1.240	28.2	31.5	24157-12	24157RA8-12	241R57-3	24257-12	24257RA8-12	242R57-3			
1-3/8" (34.9mm)	8	0.165	4.19	1.012	1.128	25.7	28.7	24155-12	24155RB8-12	241R52-3	24255-12	24255RB8-12	242R52-3	24M55-12*	
	9-10	0.148-0.134	3.76-3.40	1.066	1.195	27.1	30.3	24156-12	24156RB8-12	241R56-3	24256-12	24256RB8-12	242R56-3	24M56-12*	
	11	0.120	3.05	1.115	1.218	28.3	30.9	24158-12	24158RA8-12	241R58-3	24258-12	24258RA8-12	242R58-3	24M58-12*	
	12-13	0.109-0.095	2.77-2.41	1.127	1.263	28.6	32.1	24159-12	24159RA8-12	241R57-3	24259-12	24259RA8-12	242R57-3	24M59-12*	
	14-17	0.083-0.058	2.11-1.47	1.180	1.322	30.0	33.6	24160-12	24160RA8-12	241R60-3	24260-12	24260RA8-12	242R60-3	24M60-12*	
18-22	0.049-0.028	1.24-0.71	1.224	1.365	31.1	34.7	24161-12	24161RA8-12	241R61-3	24261-12	24261RA8-12	242R61-3			
1-1/2" (38.1mm)	8	0.165	4.19	1.127	1.263	28.6	32.1	24159-12	24159RB8-12	241R57-3	24259-12	24259RB8-12	242R57-3	24M59-12*	
	9-10	0.148-0.134	3.76-3.40	1.180	1.322	30.0	33.6	24160-12	24160RB8-12	241R60-3	24260-12	24260RB8-12	242R60-3	24M60-12*	
	11-12	0.120-0.109	3.05-2.77	1.224	1.365	31.1	34.7	24161-12	24161RB8-12	241R61-3	24261-12	24261RB8-12	242R61-3	24M63-12*	
	13-14	0.095-0.083	2.41-2.11	1.285	1.415	32.6	35.9	24163-12	24163RA8-12		24263-12	24263RA8-12			
	15-17	0.072-0.058	1.83-1.47	1.325	1.455	33.7	36.9	24164-12	24164RA8-12	241R64-3	24264-12	24264RA8-12	242R64-3		
18-22	0.049-0.028	1.24-0.71	1.361	1.490	34.6	37.9	24165-12	24165RA8-12	241R65-3	24265-12	24265RA8-12				
1-3/4" (44.5mm)	14-16	0.083-0.065	2.11-1.65	1.534	1.700	38.9	43.7	24166-12	24166RA8-12	241R66-3	24266-12	24266RA8-12	242R65-3	24M66-12**	
2" (50.8mm)	13-16	0.095-0.065	2.41-1.65	1.750	1.952	44.0	49.6	24167-12	24267RA8-12	241R67-3	24267-12	24267RA8-12	242R67-3	24M67-12**	
	17-22	0.058-0.028	1.47-0.71	1.848	1.990	46.9	50.5	24169-12	24169RA8-12		24269-12	24169RA8-12		24M69-12**	



# 24 Series

## 4 & 5 Roll Expanders

### Tube Size

- 0.625" to 1.500" OD
- (15.9 to 38.1mm) OD

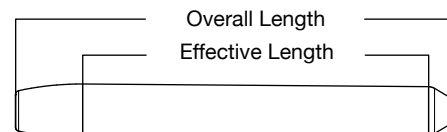


4 Roll Expanders													
Tube Size			Expansion Range				Tube Sheet (Min/Max Reach) 0.500"-3.830" (12.7-97.3mm) Overall Roll Length 1-5/8" (41.3mm)			Tube Sheet (Min/Max Reach) 1.250" - 4.200" (31.8-106.7mm) Overall Roll Length 2-3/8" (60.3mm)			Common Mandrel
OD	Wall Thickness		Inch		Metric		Expander Assembly Flush	Roll Set (4 per set)	Expander Assembly Flush	Roll Set (4 per set)			
	BWG	In	Metric	Min.	Max.	Min.						Max.	
5/8" (15.9mm)	18-19	0.049-0.042	1.24-1.07	0.512	0.583	13.0	14.8	24131-4	241R29-4	24231-4	242R29-4	24M31-4	
	20-24	0.035-0.022	0.89-0.56	0.538	0.609	13.7	15.5	24132-4	241R31-4	24232-4	242R31-4	24M31-4	

5 Roll Expanders														
Tube Size			Expansion Range				Tube Sheet (Min/Max Reach) 0.500"-3.830" (12.7-97.3mm) Overall Roll Length 1-5/8" (41.3mm)			Tube Sheet (Min/Max Reach) 1.250" - 4.200" (31.8-106.7mm) Overall Roll Length 2-3/8" (60.3mm)			Common Mandrel	
OD	Wall Thickness		Inch		Metric		Expander Assembly		Roll Set (5 per set)	Expander Assembly		Roll Set (5 per set)		
	BWG	In	Metric	Min.	Max.	Min.	Max.	Flush		1/8" Recess	Flush			1/8" Recess
3/4" (19.1mm)	12	0.109	2.77	0.517	0.584	13.1	14.8	24131-5	24131RB8-5	241R28-5	24231-5	24231RB8-5	242R28-5	24M31-5
	13	0.095	2.41	0.540	0.609	13.7	15.5	24132-5	24132RB8-5	241R29-5	24232-5	24232RB8-5	242R29-5	24M32-5
	14	0.083	2.11	0.562	0.631	14.3	16.0	24133-5	24133RA8-5	241R30-5	24233-5	24233RA8-5	242R30-5	24M33-5
	15-17	0.072-0.058	1.83-1.47	0.592	0.672	15.0	17.1	24134-5	24134RA8-5	241R31-5	24234-5	24234RA8-5	242R31-5	24M34-5
	18-19	0.049-0.042	1.24-1.07	0.626	0.711	15.9	18.1	24136-5	24136RA8-5	241R33-5	24236-5	24236RA8-5	242R33-5	24M36-5
7/8" (22.2mm)	20-24	0.035-0.022	0.89-0.56	0.655	0.740	16.6	18.8	24137-5	24137RA8-5	241R34-5	24237-5	24237RA8-5	242R34-5	24M37-5
	18-19	0.049-0.042	1.24-1.07	0.749	0.831	19.0	21.1	24141-5	24141RB8-5	241R36-5	24241-5	24241RB8-5	242R36-5	24M41-5*
1" (25.4mm)	20-24	0.035-0.022	0.89-0.56	0.783	0.865	19.9	22.0	24142-5	-	241R39-5	24242-5	-	242R39-5	24M41-5*
	11	0.120	3.05	0.749	0.831	19.0	21.1	24141-5	24141RB8-5	241R36-5	24241-5	24241RB8-5	242R36-5	24M41-5*
	12-13	0.109-0.095	2.77-2.41	0.769	0.866	19.5	22.0	24143-5	24143RA8-5	241R39-5	24243-5	24243RA8-5	242R39-5	24M43-5*
	14	0.083	2.11	0.799	0.896	20.3	22.7	24144-5	24144RA8-5	241R41-5	24244-5	24244RA8-5	242R41-5	24M44-5*
	15-17	0.072-0.058	1.83-1.47	0.841	0.922	21.4	23.4	24145-5	24145RA8-5	241R41-5	24245-5	24245RA8-5	242R41-5	24M45-5*
	18-19	0.049-0.042	1.24-1.07	0.880	0.976	22.4	24.8	24146-5	24146RA8-5	241R42-5	24246-5	24246RA8-5	242R42-5	24M46-5*
1-1/8" (28.6mm)	20-24	0.035-0.022	0.89-0.56	0.894	0.990	22.7	25.2	24147-5	24147RA8-5	241R43-5	24247-5	24247RA8-5	242R43-5	24M46-5*
	18-24	0.049-0.022	1.24-0.56	0.997	1.116	25.3	28.4	24152-5	-	241R47-5	24252-5	-	242R47-5	24M52-5*
1-1/4" (31.8mm)	18-24	0.049-0.022	1.24-0.56	1.112	1.240	28.2	31.5	24157-5	-	241R52-5	24257-5	-	242R52-5	24M57-5*
1-3/8" (34.9mm)	18-24	0.049-0.022	1.24-0.56	1.237	1.365	31.4	34.7	24161-5	-	241R58-5	24261-5	-	242R58-5	24M61-5*
1-1/2" (38.1mm)	18-24	0.049-0.022	1.24-0.56	1.361	1.490	34.6	37.9	24165-5	24165RA8-5	241R60-5	24265-5	24265RA8-5	242R60-5	24M65-5*
2" (50.8mm)	17-22	0.058-0.028	1.47-0.71	1.840	1.990	46.7	50.5	24169-5	24169RA8-5	241R66-5	24269-5	24269RA8-5	242R66-5	24M69-5*

Mandrel drive square size is 3/8". \*Mandrel drive square size is 1/2".

Roll Part Number	Overall Roll Length	Effective Roll Length
241R28 - 241R42	1.625" (41.3mm)	1.301" (33.0mm)
241R43 - 241R69		1.239" (31.5mm)
242R28 - 242R42	2.365" (60.3mm)	2.051" (52.1mm)
242R43 - 242R69		1.989" (50.5mm)



# True Compatibility

For Easy Maintenance  
Of Existing Motors



## The next generation of push pull motors.

*Elliott's ET850 Motor is the next evolution of push-pull motors. Offering the same USA quality and performance you're used to, the cross compatibility you need, with additional features to improve the operator's experience.*

.....  
More information on page 66.  
Visit our website for more information:  
[www.elliott-tool.com/et850-motor/](http://www.elliott-tool.com/et850-motor/)



# 24 Series

## 4 & 5 Roll Expanders With Nylon Pilot

### Tube Size

- 0.625" to 1.500" OD
- (15.9 to 38.1mm) OD

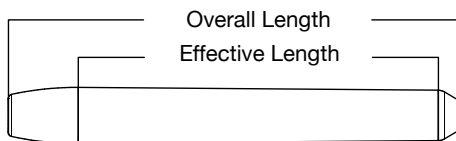


4 Roll Expanders													
Tube Size			Expansion Range				Tube Sheet (Min/Max Reach) 0.500" - 3.830" (12.7-97.3mm) Overall Roll Length 1-5/8" (41.3mm)		Tube Sheet (Min/Max Reach) 1.250" - 4.200" (31.8-106.7mm) Overall Roll Length 2-3/8" (60.3mm)		Common Mandrel	Mandrel Drive Square	
OD	Wall Thickness		Inch		Metric		Expander Assembly Nylon Pilot With Thin Wall Collar*	Roll Set (4 per set)	Expander Assembly Nylon Pilot With Thin Wall Collar*	Roll Set (4 per set)			
	BWG	In	Metric	Min.	Max.	Min.					Max.		
5/8" (15.9mm)	18-19	0.049-0.042	1.24-1.07	0.512	0.583	13.0	14.8	24131PTW-4	241R29-4	24231PTW-4	242R29-4	24MP31-4	3/8"
	20-24	0.035-0.022	0.89-0.56	0.538	0.609	13.7	15.5	24132PTW-4	241R31-4	24232PTW-4	242R31-4	24MP31-4	

\*Nylon Pilot Expander Assembly comes with Thin Wall Collar. For other collar options, contact Elliott.

5 Roll Expanders													
Tube Size			Expansion Range				Tube Sheet (Min/Max Reach) 0.500" - 3.830" (12.7-97.3mm) Overall Roll Length 1-5/8" (41.3mm)		Tube Sheet (Min/Max Reach) 1.250" - 4.200" (31.8-106.7mm) Overall Roll Length 2-3/8" (60.3mm)		Common Mandrel	Mandrel Drive Square	
OD	Wall Thickness		Inch		Metric		Expander Assembly Nylon Pilot With Thin Wall Collar*	Roll Set (5 per set)	Expander Assembly Nylon Pilot With Thin Wall Collar*	Roll Set (5 per set)			
	BWG	In	Metric	Min.	Max.	Min.					Max.		
3/4" (19.1mm)	18-19	0.049-0.042	1.24-1.07	0.626	0.711	15.9	18.1	24136PTW-5	241R33-5	24236PTW-5	242R33-5	24MP36-5	3/8"
	20-24	0.035-0.022	0.89-0.56	0.655	0.740	16.6	18.8	24137PTW-5	241R34-5	24237PTW-5	242R34-5	24MP37-5	
7/8" (22.2mm)	18-19	0.049-0.042	1.24-1.07	0.749	0.831	19.0	21.1	24141PTW-5	241R36-5	24241PTW-5	242R36-5	24MP41-5	1/2"
	20-24	0.035-0.022	0.89-0.56	0.783	0.865	19.9	22.0	24142PTW-5	241R39-5	24242PTW-5	242R39-5	24MP41-5	
1" (25.4mm)	18-19	0.049-0.042	1.24-1.07	0.880	0.976	22.4	24.8	24146PTW-5	241R42-5	24246PTW-5	242R42-5	24MP46-5	1/2"
	20-24	0.035-0.022	0.89-0.56	0.894	0.990	22.7	25.2	24147PTW-5	241R43-5	24247PTW-5	242R43-5	24MP46-5	
1-1/8" (28.6mm)	18-24	0.049-0.022	1.24-0.56	0.997	1.116	25.3	28.4	24152PTW-5	241R47-5	24252PTW-5	242R47-5	24MP52-5	1/2"
1-1/4" (31.8mm)	18-24	0.049-0.022	1.24-0.56	1.112	1.240	28.2	31.5	24157PTW-5	241R52-5	24257PTW-5	242R52-5	24MP57-5	
1-3/8" (34.9mm)	18-24	0.049-0.022	1.24-0.56	1.237	1.365	31.4	34.7	24161PTW-5	241R58-5	24261PTW-5	242R58-5	24MP61-5	1/2"
1-1/2" (38.1mm)	18-24	0.049-0.022	1.24-0.56	1.361	1.490	34.6	37.9	24165PTW-5	241R60-5	24265PTW-5	242R60-5	24MP65-5	

\*Nylon Pilot Expander Assembly comes with Thin Wall Collar. For other collar options, contact Elliott.



Roll Part Number	Overall Roll Length	Effective Roll Length
241R28 - 241R42	1.625" (41.3mm)	1.301" (33.0mm)
241R43 - 241R69		1.239" (31.5mm)
242R28 - 242R42	2.365" (60.3mm)	2.051" (52.1mm)
242R43 - 242R69		1.989" (50.5mm)



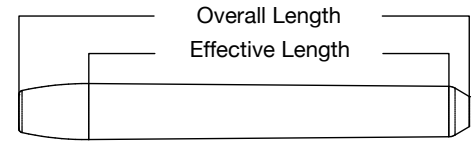
# 24 Series

## 5 Roll Expanders - 8" & 12" Reach

### Tube Size

- 0.750" to 1.000" OD
- (19.0 to 25.4mm) OD

Roll Part Number	Overall Roll Length	Effective Roll Length
241R28 - 241R42	1.625" (41.3mm)	1.301" (33.0mm)
241R43 - 241R69		1.239" (31.5mm)
242R28 - 242R42	2.365" (60.3mm)	2.051" (52.1mm)
242R43 - 242R69		1.989" (50.5mm)



5 Roll Expanders - 8" Reach														
Tube Size			Expansion Range				Tube Sheet (Min/Max Reach) 0.500"-7.830" (12.7-198.9mm) Overall Roll Length 1-5/8" (41.3mm)				Tube Sheet (Min/Max Reach) 1.250" - 8.200" (31.8-208.3mm) Overall Roll Length 2-3/8" (60.3mm)			Common Mandrel
OD	Wall Thickness			Inch		Metric		Expander Assembly			Expander Assembly		Roll Set (5 per set)	
	BWG	In	Metric	Min.	Max.	Min.	Max.	Flush	1/8" Recess	Flush	1/8" Recess			
3/4" (19.1mm)	12	0.109	2.77	0.517	0.584	13.1	14.8	24131-5-8	24131RB8-5-8	241R28-5	24231-5-8	24231RB8-5-8	242R28-5	24M31-5-8
	13	0.095	2.41	0.540	0.609	13.7	15.5	24132-5-8	24132RB8-5-8	241R29-5	24232-5-8	24232RB8-5-8	242R29-5	24M32-5-8
	14	0.083	2.11	0.562	0.631	14.3	16.0	24133-5-8	24133RA8-5-8	241R30-5	24233-5-8	24233RA8-5-8	242R30-5	24M33-5-8
	15-16	0.072-0.065	1.83-1.65	0.592	0.672	15.0	17.1	24134-5-8	24134RA8-5-8	241R31-5	24234-5-8	24234RA8-5-8	242R31-5	24M34-5-8
	17-19	0.058-0.042	1.47-1.07	0.626	0.711	15.9	18.0	24136-5-8	24136RA8-5-8	241R33-5	24236-5-8	24236RA8-5-8	242R33-5	24M36-5-8
	20-24	0.035-0.022	0.89-0.56	0.655	0.740	16.6	18.8	24137-5-8	24137RA8-5-8	241R34-5	24237-5-8	24237RA8-5-8	242R34-5	24M37-5-8
1" (25.4mm)	11	0.120	3.05	0.749	0.831	19.0	21.1	24141-5-8	24141RB8-5-8	241R36-5	24241-5-8	24241RB8-5-8	242R36-5	24M41-5-8*
	12-13	0.109-0.095	2.77-2.41	0.769	0.866	19.5	22.0	24143-5-8	24143RA8-5-8	241R39-5	24243-5-8	24243RA8-5-8	242R39-5	24M43-5-8*
	14	0.083	2.11	0.799	0.896	20.3	22.7	24144-5-8	24144RA8-5-8	241R41-5	24244-5-8	24244RA8-5-8	242R41-5	24M44-5-8*
	15-16	0.072-0.065	1.83-1.65	0.841	0.922	21.4	23.4	24145-5-8	24145RA8-5-8	241R41-5	24245-5-8	24245RA8-5-8	242R41-5	24M45-5-8*
	17-19	0.058-0.042	1.47-1.07	0.880	0.976	22.3	24.8	24146-5-8	24146RA8-5-8	241R42-5	24246-5-8	24246RA8-5-8	242R42-5	24M46-5-8*
	20-24	0.035-0.022	0.89-0.56	0.894	0.990	22.7	25.2	24147-5-8	24147RA8-5-8	241R43-5	24247-5-8	24247RA8-5-8	242R43-5	24M46-5-8*

Mandrel drive square size is 3/8". \*Mandrel drive square size is 1/2". \*\*Mandrel drive square size is 3/4".

5 Roll Expanders - 12" Reach														
Tube Size			Expansion Range				Tube Sheet (Min/Max Reach) 1.500"-11.830" (38.1-300.5mm) Overall Roll Length 1-5/8" (41.3mm)				Tube Sheet (Min/Max Reach) 2.250" - 12.200" (57.2-309.9mm) Overall Roll Length 2-3/8" (60.3mm)			Common Mandrel
OD	Wall Thickness			Inch		Metric		Expander Assembly			Roll Set (5 per set)	Expander Assembly		
	BWG	In	Metric	Min.	Max.	Min.	Max.	Flush	1/8" Recess	Flush		1/8" Recess		
3/4" (19.1mm)	12	0.109	2.77	0.517	0.584	13.1	14.8	24131-5-12	24131RB8-5-12	241R28-5	24231-5-12	24231RB8-5-12	242R28-5	24M31-5-12
	13	0.095	2.41	0.540	0.609	13.7	15.5	24132-5-12	24132RB8-5-12	241R29-5	24232-5-12	24232RB8-5-12	242R29-5	24M32-5-12
	14	0.083	2.11	0.562	0.631	14.3	16.0	24133-5-12	24133RA8-5-12	241R30-5	24233-5-12	24233RA8-5-12	242R30-5	24M33-5-12
	15-16	0.072-0.065	1.83-1.65	0.592	0.672	15.0	17.1	24134-5-12	24134RA8-5-12	241R31-5	24234-5-12	24234RA8-5-12	242R31-5	24M34-5-12
	17-19	0.058-0.042	1.47-1.07	0.626	0.711	15.9	18.1	24136-5-12	24136RA8-5-12	241R33-5	24236-5-12	24236RA8-5-12	242R33-5	24M36-5-12
	20-24	0.035-0.022	0.89-0.56	0.655	0.740	16.6	18.8	24137-5-12	24137RA8-5-12	241R34-5	24237-5-12	24237RA8-5-12	242R34-5	24M37-5-12
1" (25.4mm)	11	0.120	3.05	0.749	0.831	19.0	21.1	24141-5-12	24141RB8-5-12	241R36-5	24241-5-12	24241RB8-5-12	242R36-5	24M41-5-12*
	12-13	0.109-0.095	2.77-2.41	0.769	0.866	19.5	22.0	24143-5-12	24143RA8-5-12	241R39-5	24243-5-12	24243RA8-5-12	242R39-5	24M43-5-12*
	14	0.083	2.11	0.799	0.896	20.3	22.7	24144-5-12	24144RA8-5-12	241R41-5	24244-5-12	24244RA8-5-12	242R41-5	24M44-5-12*
	15-16	0.072-0.065	1.83-1.65	0.841	0.922	21.4	23.4	24145-5-12	24145RA8-5-12	241R41-5	24245-5-12	24245RA8-5-12	242R41-5	24M45-5-12*
	17-19	0.058-0.042	1.47-1.07	0.880	0.976	22.3	24.8	24146-5-12	24146RA8-5-12	241R42-5	24246-5-12	24246RA8-5-12	242R42-5	24M46-5-12*
	20-24	0.035-0.022	0.89-0.56	0.894	0.990	22.7	25.2	24147-5-12	24147RA8-5-12	241R43-5	24247-5-12	24247RA8-5-12	242R43-5	24M46-5-12*

Mandrel drive square size is 3/8". \*Mandrel drive square size is 1/2". \*\*Mandrel drive square size is 3/4".



# US Fabricator Cut Costs & Boosted Quality With The 24 Series Expander



## QUICK SUMMARY

### The Challenge

- Provide a quality product to customers on time while controlling costs.
- Producing custom sized rolls to fit their application leads to inconsistencies in product.
- Halting production due to frequent tool breakage.

### The Solution

- Tool life trial to compare Elliott's 24 Series to current expander.

### The Results

- The 24 Series increased performance enough to yield a 10% savings in labor time and costs.
- Significant increase in tool life and ease of use, reducing rework and hassles.

## The Challenge

A major US fabricator provides a full range of heat transfer products and services. A large part of their business is providing, manufacturing, and servicing of heat transfer vessels such as heat exchangers, condensers, and feedwater heaters. Producing a quality product in a timely manner for customers is one of the company's primary objectives.

In order to save time and money while still ensuring satisfying results, operators need the right tool for the job and that tool must be able to last. Jim Damon, as a Lean Manufacturing Engineer, understands this statement, as he can personally relate to the challenges involved with using a tool that is not right for a particular job.

Jim and his team's current condenser expanders have rolls, which need to be customized by grinding them down in order to obtain the effective roll length required for their application. Jim was using a 5 roll expander without a thin wall collar. However, the rolls are not precisely machined, as the amount removed varies, giving different effective roll lengths even on the same expander. The lack of a thin wall collar can cause the tube to become jammed in the tube expander's flush thrust collar. Jim and his team also report expansion inconsistencies using these expanders. Due to the poor quality of the customizations, the rolls would constantly fall into the cage ID and get stuck. The operator constantly has to fix this.

In addition to using expanders whose quality could not match their needs, Jim and his team continually wanted an expander that could last longer and reduce their need for frequent replacement expanders or spare rolls and mandrels. The constant hassles, extra work, and rework were costing Jim and his team extra time and extra money. They were not satisfied with their current tools and were ready to make a change.

## The Solution

Jim Damon and his team tested Elliott's new 24 Series Condenser Expanders on a nuclear power plant heat exchanger with titanium grade 2 welded tubes.

## Benefits of Elliott's 24 Series

### Key results achieved during tool life trial



Elliott supplied a 24 Series condenser expander with nylon pilot, 5 rolls, and a thin wall collar. Jim and his team performed a side-by-side test of Elliott's 24 Series Expander versus the current expander brand they were using. During the 2-day visit, the operators expanded approximately 1,300 tube ends. Three expanders were used, and interchanged every ~30 tubes to keep them cool, clean, and lubricated.

Their initial impression of the expander and its design was extremely positive. They liked the design with the nylon pilot as well as the thin wall collar because of added protection from tube scoring and jammed cages. Jim noticed the quality rolled joint from the 24 Series, and the target ID was hit accurately and consistently. The consistent numbers and impressive ease of use were Jim's favorite aspects of the Elliott brand expanders.

Jim and his team were very pleased to discover that the 24 Series Expanders resulted in a highly superior expansion and increased tool life. Just a few of the great benefits Jim experienced were:

- Quality rolled joints.
- Decreased labor time, thus lower costs.
- Minimal hassle using thin wall collars.
- Less downtime with much faster, more efficient cleaning.

After using Elliott's 24 Series, Jim found which tool he preferred. With the inconsistencies in the expansions and the constant hassle of fixing the stuck rolls gone, a winner was decided.

### The Results

With Elliott's 24 Series, this fabricator experienced a significant increase in tool life and ease of use, which reduced rework, hassles, and improved productivity. Also, the nylon pilots greatly helped eliminate tube scratches. These benefits mean significant cost savings for them by switching to the 24 Series from their current expanders.

In terms of specific results for Jim and his team, the 24 Series increased performance enough to yield a 10% savings in labor time. Equally, this translates to an impressive 10% savings

in labor costs as well. This was directly caused by the eliminated time spent with replacing broken tools or reworking expansions. Essentially, the operators were able to work through continuously without having to stop and deal with hassles and problems.

Based on early results, increased tool life should cut tooling costs by about 35%. In addition to using less tools to complete the job, there is also increased productivity due to less time being spent on replacing tooling or removing broken tooling from the tube.

Jim Damon and his team were highly satisfied with the tool life and consistency of Elliott's 24 Series Condenser Expanders. Overall, he is now certain that the 24 Series is the superior tool, and he prefers Elliott's expanders to any others.

“ Elliott's 24 Series Tube Expanders have excellent tool life. They held consistent rolled ID numbers and are easy to adjust. I'm purchasing more immediately. ”

- Jim Damon, Lean Manufacturing Engineer

# 6621 Series Sugar Mill Vacuum Pan Expander

## Tube Size

- 3.000" to 4.000" OD
- (76.2 to 101.6mm) OD

Elliott's 6621 Series Sugar Mill Vacuum Pan Expanders are ideal for the fabrication and re-tube of sugar mill vacuum pans.

They are operated from the top and eliminate the cumbersome and dangerous task of expanding the bottom tube sheet from underneath the pan. The 6621 Series Expanders also remove the need to purchase several short mandrels required for bottom tube sheet expansions.

6621 Short Expander Assembly For Rolling Top Sheet.



6621 Long Reach Expander Assembly For Rolling Bottom Sheet From Top Sheet.



## Features & Benefits:

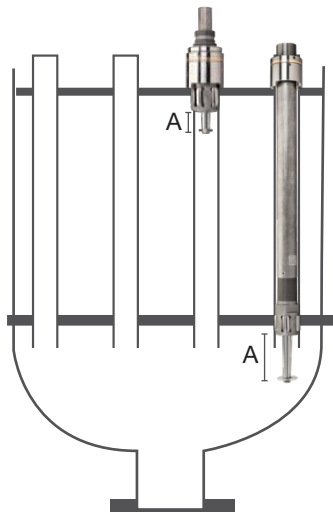
- Easy assembly and disassembly.
- Range for reach adjustment of up to 12" (304.8mm).
- Pin and washer mandrel retention.
- Through-hole for vertical suspension (fits standard "D" rings).
- Double radius rolls to avoid sharp edges on rolled area.
- Operator Friendly: less operator fatigue, safer than rolling from bottom.
- Less time resulting in significant labor cost savings.

## 6621 Series Sugar Mill Vacuum Pan Expander includes:

- Expander Assembly
- Cage Extension
- Mandrel Extension
- Mandrel Guide
- Square Socket
- 3 Set Screws

## Spares & Accessories:

- Extension Set: Includes 1 Cage Extension, 1 Mandrel Extension, 1 Mandrel Guide, 1 Square Socket, and 3 Set Screws
- Roll Set
- Mandrel



Tube Size	Kit Part Number	30"-42" Reach	42"-54" Reach	54"-66" Reach
3" x 14-16	6621-44-xx	36	48	60
3-1/2" x 14-16	6621-53-xx			
4" x 13-18	6621-60-xx			

*xx= Expander Reach*

Tube Sheet Thickness OD BWG	Range (min.-max.)	Expander Assembly	Roll Set (5 per set)	Spare Mandrel	Drive Shank	"A" Distance
3" x 14-16	2.750 - 3.000	6621-44	662105-44-5	662103-44	3/4" Sq.	6.10"
3-1/2" x 14-16	3.250 - 3.500	6621-53	662105-53-5	662103-53	3/4" Sq.	6.10"
4" x 13-18	3.750 - 4.000	6621-60	662105-60-5	662103-60	1" Sq.	6.10"





# 3321 Series Sugar Mill Vacuum Pan Expander

## Tube Size

- 3.000" to 4.000" OD
- (76.2 to 101.6mm) OD



Elliott's 3321 Series Sugar Mill Vacuum Pan Expanders are the ideal expanders for re-rolling tubes in vacuum pans.

The 3321 Series Expanders can be used with short series mandrels for rolling in confined spaces.

## Features & Benefits:

- For performing a straight roll operation or re-rolling leaky joints.
- Ball bearing thrust collar prevents force feed of expander into tube.
- High quality steel for the most demanding applications.

**Mandrels are sold separately**

## Spares & Accessories:

- Short Series Mandrel: 6-1/4" (158.8mm) OAL with 1" (25.4mm) square drive. Both mandrels are required for the selected wall gauge.
- Roll Set

Tube OD Size	BWG	Expansion Range	Expander Assembly	Roll Set	Drum Mandrel*	Short Mandrels	Weight
3"	13	2.687 - 3.000	3321-21116	3321-16A	150003MD8PX	150003N7, 150003N8	18 lbs
	14-17					150003N9, 150003N10	
	18					150003N10	
3-1/2"	13	3.187 - 3.562	3321-30316	3321-23A	150003MD9PX	150003N8, 150003N9	19 lbs
	14-17					150003N10, 150003N11	
	18					150003N11, 150003N12	
4"	13	3.625 - 4.000	3321-30508	3321-28A	150003MD10PX	150003N10, 150003N11	21 lbs
	14					150003N12, 150003N13	
	15-17					150003N13, 150003N14	
	18					150003N14	

\* Mandrels must be purchased separately.

\*\* Roll Set includes 3 rolls and 6 roll retainer pins.



# Collet Style Support Sheet Expanders

## Tube Size


- 0.750" to 1.000" OD
- (19.1 to 25.4mm) OD

Elliott's Collet Style Support Sheet Expanders are used with a handheld short stroke hydraulic ram and lightweight, low-pressure hydraulic pump to support sheet expand finned or prime surface tubes commonly found in chillers. Suitable only for soft materials such as copper. Not suitable for all chiller applications, i.e. Duplex chillers which require rolled joints in a center tube sheet.

Elliott offers two rental packages for 3/4" (19.1mm) and 1" (25.4mm) tubes.

## Features & Benefits:

- Expands copper tubes in support sheets in seconds.
- Modular design allows for easy transport and storage.



Collet Extensions

Collet Style Support Sheet Expanders				
Tube OD	Expansion Range	Rental Kit	Expander Part Number	Short Stroke Ram
3/4" (19.1mm)	0.530" - 0.687" (13.46 - 17.45mm)	RXB9765PKG	B9765A00	M5766-00
1" (25.4mm)	0.812" - 0.982" (20.62 - 24.94mm)	RXB10180PKG	B10180-00	

Standard package works up to 12 ft. For longer reach requirements, contact Elliott.

## Rental Collet Style Support Sheet Packages:

- Collet Style Support Sheet Expander
- Short Stroke Hydraulic Ram
- RXM5767-00 Hydraulic Pump

## Spares & Accessories:

- Draw Bar
- Draw Bar Extension: Each Draw Bar Extension will add 4 ft. (1.2M) to expander length
- Collet Extension: Each Collet Extension will add 4 ft. (1.2M) to expander length



# Tube Expander Accessories Drives



Universal Drive Handles



Drive Shaft



Socket

	Part Number	Male Square Drive	Overall Length*	Socket	Side A	Side B	Width Across Face										
					Female square Socket	Female square Socket											
Universal Drive Handles	73UHX12	3/8"	12"	71SOX	3/8"	3/8"	1-3/4"										
	73UHX20	3/8"	20"		71SOXT	3/8"	1/2"	1-7/8"									
	73UHT12	1/2"	12"			71SOXCX	3/8"	3/4"	1-7/8"								
	73UHT20	1/2"	20"				71SOT	1/2"	1/2"	1-3/4"							
	73UHC12	3/4"	12"					71SOCT	1/2"	3/4"	1-7/8"						
	73UHC20	3/4"	20"						71SOMT	1/2"	1"	1-7/8"					
	73UHM12	1"	12"							71SOBT	5/8"	1/2"	1-3/8"				
73UHM20	1"	20"	71SOCB	5/8"							3/4"	2"					
Drive Shaft	73DST4	1/2"		4"	71SOMB						5/8"	1"	2"				
	73DST8	1/2"		8"		71SOC					3/4"	3/4"	2"				
	73DST12	1/2"		12"			71SOMC				3/4"	1"	2"				
	73DST24	1/2"		24"				71SOM			1"	1"	2"				
	73DSC4	3/4"		4"					71SOM		1"	1"	2"				
	73DSC8	3/4"		8"						71SOM	1"	1"	2"				
	73DSC12	3/4"	12"	71SOM							1"	1"	2"				
	73DSC24	3/4"	24"								71SOM	1"	1"	2"			
	73DSM4	1"	4"									71SOM	1"	1"	2"		
	73DSM8	1"	8"										71SOM	1"	1"	2"	
	73DSM12	1"	12"											71SOM	1"	1"	2"
	73DSM24	1"	24"												71SOM	1"	1"

\* Available in additional lengths

Drive shafts and sockets are used as a connection between two right angle gear drives.

Universal Joints



Universal Joint Drives



Series 1149 and 202

	Part Number	Side A	Side B		Overall Length
		Female Square Socket	Male Square Drive	Female Square Socket	
Universal Joints	72UJX1	3/8"		3/8"	3"
	72UJX2	3/8"	3/8"		
	72UJT1	1/2"		1/2"	
	72UJT2	1/2"	1/2"		4"
	72UJC3	3/4"		3/4"	
	72UJC4	3/4"	3/4"		4-1/2"
	72UJM7	1"		1"	
	72UJM8	1"	1"		
Universal Joint Drives	72-1149XX	3/8"	3/8"		10"
	72-1149TT	1/2"	1/2"		10"
	72-1149CC	3/4"	3/4"		
	72-1149MM	1"	1"		
	72-202JMM	1"	1"		23"

# 99 Series

## Electric Rolling Motors

### Tube Size

- 0.250" to 3.000" OD
- (6.4 to 76.2mm) OD



99062 Motor



99150 Motor

### Always on, always precise.

Electricity offers better consistency when rolling tubes and is more readily available than air. However, in the past, pneumatic rolling motors have offered higher RPMs and torque. Elliott is redefining the electric rolling motor with the 99 Series. Now, faster RPMs and comparable torque to pneumatic offerings are possible.

The dual speed option offers a new level of flexibility when rolling across various applications. The low speed setting offers increased torque for demanding applications while the high speed setting allows for greater speed and productivity.

To complement the 99 Series Electric Rolling Motors, Elliott offers the best electric torque controller in the market, the ELC110220. Job setup is 2 to 3 times faster and allows you to roll to the target ID each time so that costly re-rolls are eliminated.



99300 Motor

FOR  
RENT

## Features & Benefits:

- More consistent and convenient than pneumatic rolling motors.
- High RPMs for faster job completion.
- Dual speed: High gear for greater speed and productivity, low gear for high torque applications.
- Lightweight, balanced ergonomics for decreased operator fatigue.
- Ready for immediate use with the best electric torque controller in the market, Elliott's ELC110220.

Tube OD Range*		Part Numbers	Included Square Chuck	Included Tool Box	Carbon Brush Replacement Sets
1/4" - 5/8"	6.4 - 15.9mm	99062-110-7P	1/4 & 3/8 Fem. Quick Change	153G	44-191627-8
		99062-220-7P			
1/2" - 1-1/2"	12.7 - 38.1mm	99150-110-7P	3/8 & 1/2 Fem. Quick Change	153G	40-80700013-2
		99150-220-7P			
1" - 3"	25.4 - 76.2mm	99300-110	3/4 & 1 Fem. Socket	153K	40-80700021-2
		99300-220			

\*Tube size range may vary due to tube wall thickness, wall reduction, material, tube sheet thickness, lubrication, operating condition, and/or operator technique.

Please contact Customer Service if your application falls at the low or high end of the tube OD range listed to ensure the motor will work for your application.

Motor	Voltage	Motor Type	Hz	Amps (Max.)	Free Speed RPM (No Load)	Maximum Torque (@ Max. Amps)	Approx. Weight (lbs/Kg)	Spindle Drive Size
99062-110-7P	110	Auto-Reverse*	50-60	4.3	4,250	15 in.-lbs. @ 1,900 RPM	2.7 / 1.2	3/8 Male Sq.
99062-220-7P	220		50-60	2	4,000			
99150-110-7P	110		50-60	10	760 (Low Gear) 1,250 (High Gear)	12 ft.-lbs. @ 290 RPM 8 ft.-lbs. @ 690 RPM	8.5 / 3.9	1/2 Male Sq.
99150-220-7P	220		50-60	5	760 (Low Gear) 1,250 (High Gear)	12 ft.-lbs. @ 290 RPM 8 ft.-lbs. @ 690 RPM		
99300-110	110	Manual Reverse	50-60	16	75 (Low Gear) 250 (High Gear)	102 ft.-lbs. @ 72 RPM 30 ft.-lbs. @ 244 RPM	17 / 7.7	3/4 Male Sq.
99300-220	220		50-60	8	75 (Low Gear) 230 (High Gear)	102 ft.-lbs. @ 72 RPM 30 ft.-lbs. @ 244 RPM		

\*Auto-Reverse motors must be paired with Elliott's ELC110220.



## Spares & Accessories:

- ELC110220 Electric Torque Controller. Required when using Elliott's "-7P" auto-reversing motors. *See page 62 for more information.*
- Motor Adapter Cord: *See page 209 for more information.*

FOR  
RENT

# ELC110220

## Electric Torque Controller



### Job setup 2 to 3 times faster.

Elliott is pleased to introduce its ELC110220 Electric Torque Controller – the first torque control with an Embedded Logic Controller that senses and is compatible with both 110V and 220V and automatic and manual reverse rolling motors.

Setup is easy and two to three times faster, even for inexperienced operators. You can choose one of three modes: automatic, assisted, or manual to suit your individual rolling needs.

Whereas other competitors require two or more torque controls to accommodate different rolling motors or voltages, the ELC110220 can be used with auto or manual reverse motors, 110V or 220V. No more worrying about which controller or motor to bring to the job site because the ELC110220 is all you need!

Additionally, the torque controller is CE Mark and UL & RoHS compliant for operator safety.



# ELC110220

## Electric Torque Controller

### Features & Benefits:

- Job setup 2 to 3 times faster.
- Three setup modes to suit your needs.
- A single controller lowers your investment.

### Specifications:

- Amperage: 20 Amps
- Hertz: 50 / 60 Hz
- Voltage: 100V to 240V
- Tolerance: +/- 40 milliamps.
- Temperatures: 0°F to 120°F. (-18°C to 49°C)
- Dimensions: 8" x 6.5" x 6.75". (20.3 cm x 16.5 cm x 17.1 cm)
- Weight: 3.6 pounds (1.6 kg)
- Supported Languages: English, Spanish

### ELC110220 Electric Torque Controller includes:

- Electric Controller Unit
- 110V North American (Nema 5-15) Controller Power Cord

### Spares & Accessories:

- Replacement Controller Power Cords
- Electric Rolling Motors: For use with the ELC110220
- Motor Adapter Cord: Detachable adapter cords to adapt an existing electric motor(s) to the ELC110220 controller's 7-pin connection. Each adapter cord will measure approximately 1 ft. [0.3M] long. Auto-reversing motors must be of Elliott Tool manufacture. Motor Adapter Cords are available in the following:

1. 110V North American (Nema 5-15) - Manual Reversing
2. 110V North American (5-Pin Amphenol) - Auto Reversing
3. 220V Continental Europe (Schuko) - Manual Reversing
4. 220V Continental Europe (5-Pin Amphenol) - Auto Reversing
5. 110V United Kingdom - Manual Reversing

Contact Customer Service for other manufacturers' auto-reversing models.

Rolling Motors				
Tube Size	110V		220V	
	Auto Reverse*	Manual Reverse	Auto Reverse*	Manual Reverse
1/4 – 5/8"	99062-110-7P	-	99062-220-7P	-
1/2" – 1-1/2"	99150-110-7P		99150-220-7P	
1 – 3"	-	99300-110	-	99300-220

*\*Auto-Reverse motors require the use of Elliott's ELC110220.*

Item	Part Number
Electric Torque Controller	ELC110220
Adapter Cord (220V Manual Cont. Eur.)	ELCACEU
Adapter Cord (220V Auto Cont. Eur.)	ELCACEUR
Adapter Cord (110V Manual NA)	ELCACNA
Adapter Cord (7 Pin M to 5 Pin F)	ELCACNAR
Adapter Cord (110V UK)	ELCACUK110
Adapter Cord (7 Pin to 220V Cont. Eur. Non-Reverse)	ELCAC7PEU
Adapter Cord (7 Pin to 110V NA Non-Reverse)	ELCAC7PNA
Adapter Cord (5 Pin M to 7 Pin F)	ELCAC5P7P
Power Cord (Continental Europe)	ELCPCEU
Power Cord (North American)	ELCPCNA
Power Cord (United Kingdom)	ELCPCUK110



# ET Series

## Torque Controlled Pneumatic Rolling Motors

### Tube Size

- 0.250" to 1.250" OD
- (6.4 to 31.8mm) OD

### The quality you need. The compatibility you want.

Elliott offers the ET Series for tube sizes 1/4" (6.40mm) to 1-1/4" (31.8mm) to suit your tube expansion needs.

The ET Series Motors are torque controlled and ideal for rolling tubes in heat transfer vessels, ranging in size from small oil coolers to large heat exchangers.

The ET Series Motors have undergone extensive testing, proving long tool life and quality. Parts are truly compatible with the original Airetool® motors for convenient maintenance of existing motors. Elliott also offers repair services for existing Airetool® motors.

## Two series to suit your application

*Both ET series use torque actuated cams to measure torque and provide consistent expansions each time.*



### ET720

#### See page 65

Ergonomic & lightweight design is ideal for rolling small tubes commonly found in oil coolers and other small heat exchangers.

- Tube OD Range: 1/4" - 1/2" (6.4 - 12.7mm)
- Torque Range: 2 - 75 in lbs (0.23 - 8.5 Nm)



### ET850

#### See page 66

Offering the same USA quality and performance you're used to with additional features to improve the operator experience.

- Tube OD Range: 3/4" - 1-1/4" (19.1 to 31.8mm)
- Torque Range: 22 - 318 in lbs (2.5 - 35.9 Nm)





# ET720 Series Torque Controlled Pneumatic Rolling Motors



## The quality you need. The compatibility you want.

Fast and consistent method for rolling small tubes.

Lightweight & ergonomic design is ideal for rolling small tubes commonly found in oil coolers and other small heat exchangers.

These motors work great with Elliott's 23 Series expanders. Backed by US quality and proven tool life, the 23 Series and ET720 motors consistently expand tubes in smaller vessels.



Roll Every Tube To Spec



Ergonomic Handle Design

### Consistent Tube Expansion

#### Roll Every Tube To Spec

Torque actuated cams accurately measure torque to provide consistent expansions each time.

#### Less Operator Fatigue

Lightweight aluminum core reduces operator fatigue.

#### Highly Durable

Rugged carbon fiber infused handle is designed to improve ergonomics and provide long tool life.

### Operator Friendly

#### Ergonomic Design

Insulated handle doesn't get cold while you use it.

#### Easy To Use

Simply connect to the air supply, adjust torque, and start rolling.

### Spares Kit Includes:

- Paddle Set
- O-Rings
- Radial Ball Bearings

### Accessories:

- 1/4" Quick Change Chuck, ET720-025-037
- 3/8" Quick Change Chuck, ET720-037-037
- Spares Kit
- Filter-Lubricator, 6090

Tube OD Range	Motor	Free Speed RPM	Torque Range	Weight	Air Usage	Air Supply Hose	Male Spindle Drive	Standard Quick Change Chuck	Spares Kit
1/4" - 3/8" (6.4 - 9.5mm)	ET720-2500	2,500	2 - 20 in lbs (0.23 - 2.6 Nm)	2.4lbs (1.09kg)	17 cfm (481 l/min)	3/8" (9.5mm)	1/4" (6.4mm)	1/4" Fem Sq.	ET720SK-1
	ET720-1800	1,800	2 - 27 in lbs (0.23 - 3.1 Nm)					3/8" Fem Sq.	ET720SK-2
1/4" - 1/2" (6.4 - 12.7mm)	ET720-550	550	2 - 75 in lbs (0.23 - 8.5 Nm)						

\*Tube size range may vary due to tube wall thickness, material, tube sheet thickness, lubrication, operation condition, and/or operator technique.



# ET850 Series

## Torque Controlled Pneumatic Rolling Motors

### The quality you need. The compatibility you want.

The next generation of push pull motors.

Elliott's ET850 Motor is the next evolution of push-pull motors. Offering the same USA quality and performance you're used to, the compatibility you need, with additional features to improve the operator's experience.

### A Motor You Can Count On

#### Roll Every Tube To Spec

Torque actuated cams measure torque to provide consistent expansions each time. Reference marks make it easy to roll to the same torque each time.

#### No Mess

Adjustable muffler port stays where you point it, keeping oil from getting on the operator.

#### Multi-Position Design

Multi-position muffler works as a handle and allows the operator to easily hold the motor in three different positions, left, right, and underneath.

### Operator Friendly

#### Reduce Fatigue

An eye-bolt allows the operator to easily connect to a counterbalance, reducing fatigue.

#### Easy Setup

Includes quick disconnect air fitting to get the motor up and running quickly.

### Spares Kit includes:

- Paddle Set
- Trip Spring
- Radial Ball Bearing
- O-Rings

### Accessories:

- 1/2" Quick Change Chuck, 810-050-037
- 3/8" Quick Change Chuck, 810-037-037
- Spares Kit
- Filter-Lubricator, 6070



Roll Every Tube To Spec



Multi-Position Handle Design



Eye-Bolt Connects To A Counterbalance

Tube OD Range	Motor	Free Speed RPM	Torque Range	Weight	Air Usage	Air Supply Hose	Male Spindle Drive	Standard Quick Change Chuck	Spares Kit
5/8" - 3/4" (15.9 - 19.1mm)	ET850-1250	1,100	22 - 115 in lbs (2.5 - 13.0 Nm)	11lbs (5.0kg)	48 cfm (1274 l/min)	1/2" (12mm)	3/8" (9.5mm)	3/8" Fem Sq (optional 1/2" available)	ET850SK-1
3/4" - 1" (19.1 - 25.4mm)	ET850-600	500	31 - 192 in lbs (3.5 - 21.7 Nm)					1/2" Fem Sq (optional 3/8" available)	ET850SK-2
1" - 1-1/4" (25.4 - 31.8mm)	ET850-400	400	5 - 26.5 ft lbs (6.8 - 35.9 Nm)						

\*Tube size range may vary due to tube wall thickness, material, tube sheet thickness, lubrication, operation condition, and/or operator technique.



# Midi/Maxi Series Torque Controlled Pneumatic Rolling Motors

## Tube Size

- 0.750" to 2.000" OD
- (19.1 to 50.8mm) OD

Elliott offers the Midi/Maxi™ Series for tube sizes 0.750" (19.1mm) to 2.000" (50.8mm) to suit your tube expansion needs.

The Midi/Maxi Series Pneumatic Rolling Motors are actually back by popular demand! Numerous customers requested that the Midi/Maxi Series be brought back, claiming they were the best motors on the market. These motors are manufactured with quality materials to provide motor robustness and durability for years. The Midi/Maxi Series Pneumatic Rolling Motors will last for years to come – they are so durable that they can survive for as long as thirty years or more.

## Features & Benefits:

- Designed for maximum durability with heavy duty planetary gearing, roller and ball gearing construction, and Heli-Coil inserts.
- Customer proven that motors can survive for thirty years or longer.
- Exhaust hose, motor speed, and compact design provide increased operator satisfaction.
- High torque consistency reduces costs associated with rework.



## Midi/Maxi Series Package includes:

- Torque Controlled Pneumatic Rolling Motor
- 16 oz. Can Lube Oil
- 7-1/2' Air Hose Whip
- Carrying Box
- Exhaust Hose Assembly
- Filter-Lubricator
- Hose Adapter
- Muffler Unit
- Quick Change Chucks
- Side Handle



9017



9018

	9017 Super Maxi-Torq	9018 Super HD Maxi
<b>Tube OD Range*</b>	3/4" – 1-1/2" (19.1-38.1mm)	1-1/2" – 2" (38.1-50.8mm)
<b>Free Speed RPM</b>	850	175
<b>Torque Range</b>	12 – 33 ft lbs (16.3 – 44.7 Nm)	30 – 150 ft lbs (40.7- 203.4 Nm)
<b>Weight</b>	lbs	21
	kg	9.5
<b>Air Usage</b>	75 cfm (2124 l/min)	75 cfm (2124 l/min)
<b>Air Supply Hose</b>	3/4" (19mm)	3/4" (19mm)
<b>Male Spindle Drive</b>	1/2"	1"
<b>Standard Quick Change Chuck</b>	1/2" Fem. Sq. (1/2", 3/8", & 3/4" included in package)	3/4" Fem. Sq. (3/4" & 1" included in package)



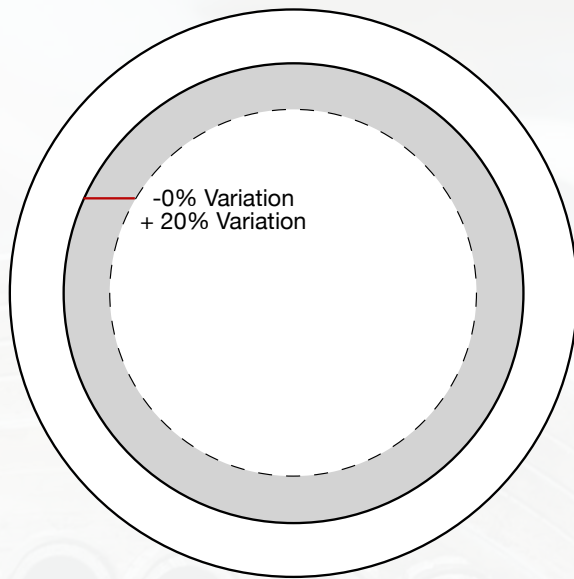
\*Tube size range may vary due to tube wall thickness, material, tube sheet thickness, lubrication, operation condition, and/or operator technique.

# Minimum vs. Average Wall Tubing

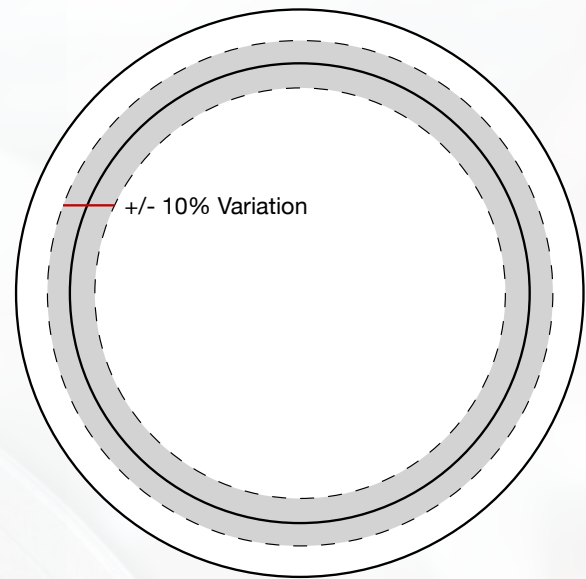
## & Why It Matters

Getting the right tools for your application is critical in order to complete the job right the first time. One of the most overlooked factors when ordering tooling, is determining whether you have minimum wall or average wall tubing.





**Minimum Wall Tube**



**Average Wall Tube**

When ordering tubes, it is very unlikely that each wall thickness will be exactly the same. Industry tolerances allow for  $\pm 10\%$  thickness. That's a total variation of up to 20% from the smallest to largest thickness, resulting in a wide range of sizes. For example, if you have .083" average wall tubes, the actual wall could be anywhere between .091" and .075". If you were to buy a 14 BWG expander to fit .083, it would likely still work for either extreme due to the expansion range that the tool is capable of achieving.

However, many times a heat exchanger manufacturer needs to achieve a very specific thermal transfer. In order to achieve this, they need to guarantee that the wall thickness of the tubes will be a minimum thickness. So for many applications, the manufacturer will request minimum wall (min wall) tubes.

A min wall tube offers the same total variation in wall thickness that an average wall tube does, but the variation is applied differently. It allows for -0% and +20%. So the wall will never be less than the specified thickness. For example, a .083" min wall tube will range from .083" to .100" wall thickness.

At the upper end of that range, a normally sized tube expander will not have enough clearance to enter the tube. If you have min wall tubing, it is recommended that you drop down one expander size. So instead of ordering a 14 BWG expander, you would drop down to a 13 BWG. This ensures that the expander will fit inside of the tubes and still achieve the proper range of expansion.

If you are unsure whether or not you have min wall or average wall tubing, it is important that you measure the inside diameter (ID) of your tubes prior to ordering tooling. If you do not take an average measurement, you may end up having to order additional sizes or spend time re-rolling tube joints later on. Taking ID measurements are always recommended, even if you know what type of tubing you have. The more precision measurement you have, the more accurate you can be when ordering your tooling.

Overall, it is important to understand the difference between average and min wall tubing, and to know the type you are working with in order to achieve the best results.

# 445 Series

## Right Angle Pneumatic Motors

### Tube Size

- 1.500" to 4.000" OD
- (38.1 to 101.6mm) OD



### The quality you need. The compatibility you want.

Elliott offers the 445 Series Motors in both roll and lever throttle for tube sizes 2.000" (50.8mm) to 4.000" (101.6mm) to suit your tube expansion needs.

The powerful 445 Series Motors are ideal for tough boiler tube applications. The right angle heads are suited for rolling tubes in hard to reach, tight areas. Available in torque controlled & stall type motors.

The 445 Series Motors have undergone hundreds of hours of rigorous testing, proving tool life and ensuring quality. Motor parts are designed to truly be compatible with Cleco® and Airetool® motors, for convenient maintenance of existing motors.

### Features & Benefits:

- Powerful for boiler tube expansion.
- High quality proven design for long-lasting tool life.
- Right angle head enables rolling in hard to reach or tight areas.
- Parts are truly compatible with Cleco® and Airetool® for convenient maintenance of existing motors.



Roll Tubes In Tight Spaces



Operator Friendly Controls

Visit Our YouTube Channel To See  
the 445 Series in action!

[www.youtube.com/elliott-tool](http://www.youtube.com/elliott-tool)



# 445 Series Right Angle Pneumatic Motors

## Spares & Accessories:

- Spares Kit (445SK & 445SK-ST)  
Includes O-Rings, Paddles, Muffler, Bearings, Bearing Seat Tool, Hex drive, Locknut and Spring\*
- 6070 Filter-Lubricator
- Sockets, *see page 73*
- Chucks, *see page 73*

\*Torque Controlled motor only

## 445 Series Package includes:

- Pneumatic Motor
- Torque Reaction Bar
- Socket
- Torque Adjusting Tool\*
- Grease Fitting

\*Torque Controlled motor only

Protect and maintain your tool's performance with the Elliott Tool 6070 Filter/Lubricator!



Torque Reaction Bar



6070 Filter/Lubricator and 16oz Pneumatic Oil 900082P (Purchased Separately)



	Torque Controlled				Stall Type					
	445L1753-190	445R1753-190	445L1752-90	445R1752-90	445L1753-190ST	445R1753-190ST	445L1752-90ST	445R1752-90ST	445L1550-100ST	445R1550-100ST
<b>Tube OD Range*</b>	1-1/2" - 3" (38.1 - 63.5mm)		2" - 4" (50.8 - 101.6mm)		1-1/2" - 3" (38.1 - 63.5mm)		2" - 4" (50.8 - 101.6mm)		1-1/2" - 2-1/2" (38.1 - 63.5mm)	
<b>Free Speed RPM</b>	190		90		190		90		100	
<b>Torque Range**</b>	70 - 140 ft lbs (95 - 190 Nm)		150 - 305 ft lbs (200 - 410 Nm)		155 ft lbs Max (210 Nm)		325 ft lbs Max (440 Nm)		175 ft lbs Max (237 Nm)	
<b>Throttle Type</b>	Lever	Roll	Lever	Roll	Lever	Roll	Lever	Roll	Lever	Roll
<b>Weight</b>	20 (9.0kg)		22 (9.9kg)		17 (7.7kg)		19 (8.6kg)		13 lbs (5.9kg)	
<b>Air Usage</b>	70 cfm @ 90 PSI									55 cfm
<b>Air Supply Hose</b>	3/4" (19.05mm)									1/2" (12.7mm)
<b>Spindle Drive Size</b>	5/8" Sq. Male		3/4"		5/8" Sq. Male		3/4"		5/8" Sq. Male	
<b>Standard Drive Socket</b>	3/4" Fem. Sq.		1" Fem. Sq.		3/4" Fem. Sq.		1" Fem. Sq.		-	

\*May vary due to tube wall, material, and tube sheet thickness.

\*\*Measured using industry standard Hard Joint Torque.



# Stall Torque Pneumatic Rolling Motors

## Tube Size

- 0.750" to 6.000" OD
- (19.1 to 152.4mm) OD


Elliott's Stall Torque Pneumatic Rolling Motors are the most powerful motors available for rolling tubes in extreme applications. The motors are recommended for use in heavy wall, thick drum applications in watertube boilers. 950 ft. lbs. of stall torque will expand any boiler tube with a wall thickness heavier than 8 BWG.

## Features & Benefits:

- Ideal for expanding tubes with heavy wall thicknesses.

## Spares & Accessories:

- 6080 Lubricator
- Morse Taper Adapters
- Sockets
- Chucks



Tube OD Range*		Part Numbers	Stall Torque		Free Speed RPM	Weight		Air Supply Hose	Air Usage (CFM @ 90 PSI)	Spindle Drive Size	Std. Drive Socket
Inch	mm		ft lbs	Nm		lbs	kg				
3/4 - 1-1/2	19-38	440LA	56	75	350	15	6.8	3/4"	55	2MT Socket Fem. Sq.	3/4" Fem.
2 - 4	50-100	445SA	275	365	150	45	20.4	1"	100	4MT Socket Fem. Sq.	3/4" Fem.
4 - 6	100-150	445RA**	950	1260	70	70	31.8	1"	160	5MT Socket Fem. Sq.	1" Fem.

\* May vary due to tube material, tube sheet thickness or tube wall thickness.

\*\* Available for rent



# Rolling Motor Accessories Connectors

Elliott offers many sizes and varieties of connectors that will allow you to quickly and easily attach your rolling motor and expander.

These connectors include Quick Change Chucks, Drive Sockets, and Morse Taper Adapters.



**Female Square Both Ends**

Quick Change Chucks		
Part Number	Expander End Female Sq.	Motor Drive Sq. or M.T.
810-025-037	1/4"	3/8"
810-037-037	3/8"	3/8"
810-037-050	3/8"	1/2"
810-050-050	1/2"	1/2"
810-050-075	1/2"	3/4"
810-075-050	3/4"	1/2"
810-075-075	3/4"	3/4"
810-075-100	3/4"	1"
810-100-075	1"	3/4"
810-100-100	1"	1"



**Female Square To Male Square**

Quick Change Chucks		
Part Number	Expander End Female Sq.	Motor Drive Sq. or M.T.
820-075-075	3/4"	3/4"
820-075-100	3/4"	1"
820-100-075	1"	3/4"
820-100-100	1"	1"



**Female Square To Male Morse Taper**

Quick Change Chucks		
Part Number	Expander End Female Sq.	Motor Drive Sq. or M.T.
830-00-2-037	3/8"	#2 MT
830-00-2-050	1/2"	#2 MT
830-00-2-075	3/4"	#2 MT
830-00-3-037	3/8"	#3 MT
830-00-3-050	1/2"	#3 MT
830-00-3-075	3/4"	#3 MT
830-00-3-100	1"	#3 MT
830-00-4-075	3/4"	#4 MT
830-00-4-100	1"	#4 MT
830-00-5-075	3/4"	#5 MT
830-00-5-100	1"	#5 MT



**Female Square Both Ends  
(Ball Retention Both Ends)**

Quick Change Chucks		
Part Number	Expander End Female Sq.	Motor Drive Sq. or M.T.
858400-1/4	1/4"	1/2"
858400-3/8	3/8"	1/2"
858400-1/2	1/2"	1/2"
858400-3/4	3/4"	1/2"
858400-1	1"	1/2"
902200-3/4	3/4"	1"
902200-1	1"	1"



**Female To Female Square  
(Set Screw Both Ends)**

Drive Sockets		
Part Number	Size	OAL
71SOX	3/8" x 3/8"	1-3/4"
71SOXT	3/8" x 1/2"	1-7/8"
71SOCX	3/8" x 3/4"	1-7/8"
71SOT	1/2" x 1/2"	1-3/4"
71SOCT	1/2" x 3/4"	1-7/8"
71SOMT	1/2" x 1"	1-7/8"
71SOBT	5/8" x 1/2"	1-5/8"
71SOCB	5/8" x 3/4"	2"
71SOMB	5/8" x 1"	2"
71SOC	3/4" x 3/4"	2"
71SOMC	3/4" x 1"	2"
71SOM	1" x 1"	2"



**Male Morse Taper To Male Square**

Morse Taper Adapters		
Part Number	Male Morse Taper	Male Square
830-12-2-037	#2 MT	3/8"
830-12-2-050		1/2"
830-12-2-075		3/4"
830-12-3-050	#3 MT	1/2"
830-12-3-075		3/4"
830-12-3-100		1"
830-12-4-075	#4MT	3/4"
830-12-4-100		1"
830-12-5-075	#5MT	3/4"
830-12-5-100		1"



### Four series to meet demanding production schedules

*Engineered with productivity and precision in mind, Elliott's assisted tube rolling systems complete the job right the first time. The Hawk's articulated arm supports the weight and absorbs the torque of the rolling motor using a pneumatic counterbalance, which allows the operator to effortlessly move the motor into position.*



#### Table Hawk

See page 76

Designed to expand small tubes commonly found in oil coolers and other small heat exchangers.



#### Rapid Hawk

See page 80

Offers a pneumatic motor with electric torque control, suitable for Fab Shops & OEMs.



#### Ultra Hawk

See page 88

The speed and productivity of an electric servo motor with the capability to perform parallel pin and traditional expansion.



#### Monster Hawk

See page 96

Offering true parallel pin rolling, with the power of a hydraulic motor and the control of an electronic system.



### Safe & Ergonomic

#### Supports Tool Weight

Pneumatic Counterbalance decreases operator fatigue by absorbing torque and allowing effortless positioning of the arm & rolling motor.

#### Effortless Positioning

The Articulated Arm increases operator ergonomics and decreases operator fatigue by supporting tool weight.

#### More Reach, Less Re-Adjusting

Large radial reach increases productivity by allowing a large area of tubes to be rolled without re-adjusting the unit.

#### Built-in Safety Features

Safety Control Valve protects the operator by eliminating a sudden drop of the articulated arm in case of pneumatic air loss.

### Works Great In Smaller Work Spaces

Weighted Pedestal allows for convenient placement, even in a small workspace, with its compact design and small footprint.

### Quick & Easy Setup

#### Get Up & Running Quickly

Fully assembled articulated arm minimizes setup time by arriving fully assembled.

#### Simple To Setup

Filter/Regulator & Lubrication allows for simple setup and decreases maintenance by extending the life of the pneumatic counterbalance.

### Automatic Tool Lubrication

#### Lubrication Where It's Needed

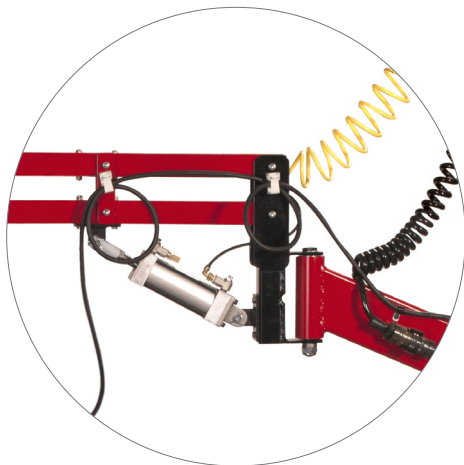
Through the cage Auto-Lubrication increases tool life by providing lubrication directly to the working end of the tool.

#### Automatically Dispenses

Reduces time wasted applying and cleaning up excess lubrication by providing a consistent amount of lubricant with each expansion.

#### More Consistent Expansions

Pressurized lubrication tank increases expansion consistency by providing a consistent flow of lubricant for a wide variety of lubricant viscosities.



Effortless Positioning



Built-in Safety Features



Supports Tool Weight

“ At Trane, we have an unceasing pursuit for improving our manufacturing processes. Having manufacturing partners that are equally engaged is essential to a sustainable future. Elliott Tool Technologies has embraced that role with swift response by leading and providing custom tool solutions to match our continuous improvement goals. ”

Max Ford, Manufacturing Engineer  
Trane Technologies, LaCrosse WI



# TABLE HAWK™

## Tabletop Assisted Tube Rolling System

### Tube Size

- 0.250" to 0.625" OD
- (6.35 to 15.9mm) OD



### Small tubes, high precision.

*Engineered to productively and precisely expand small tubes commonly found in oil coolers and other small heat exchangers. Elliott's tabletop assisted tube rolling system completes the job right the first time.*

*Elliott's Table Hawk is the first tabletop system to offer the speed and productivity of a pneumatic motor with the precision and control of an electronic system. It maximizes productivity by providing best in class cycle times and eliminating costly rework from less precise methods.*

Combining Elliott's patent pending Direct Torque™ technology with a pneumatically driven power head, operators simply set a torque and start rolling. The system monitors torque and provides consistently precise wall reductions for every expansion.

Ergonomically and productively roll smaller vessels easily. The Table Hawk's articulated arm supports the weight and absorbs the torque of the rolling motor using a pneumatic counterbalance, which allows the operator to effortlessly move the motor into position. The Table Hawk can be mounted to a table or wheeled cart.



# TABLE HAWK™


## Tabletop Assisted Tube Rolling System



Operator Friendly Controls



Auto-Cycle & Triggerless Operation



Power Head & Expander Holder

### Increased Productivity & Ergonomics

#### Start, Stop, & Reverse Automatically

Auto-Cycling increases speed and precision with a Power Head that runs automatically –starting, stopping, and reversing without operator intervention.

#### Faster Motor, Same Precise Control

Increase speed with a pneumatic motor and roll each tube to spec with the electronic control system.

#### Trigger-less Operation

Increases ergonomics with a simple on/off switch for operation. No need to hold down a trigger during the entire job.

#### Articulated Arm

Increases operator ergonomics and decreases operator fatigue by supporting tool weight and absorbing torque.

#### Counterbalance

Decreases operator fatigue by allowing effortless and exact positioning of the articulated arm and rolling motor.

#### Change Tooling Quickly

Quickly change out Elliott's long-lasting 24 Series Condenser Expanders with the built-in quick change chuck system.

### Quick & Easy Setup

#### Fully Assembled Articulated Arm

Minimizes setup time by arriving fully assembled. Simply mount the arm to a tabletop or cart and connect the airlines.

#### Operator Friendly Controls

User simply sets torque with the easy-to-use control panel.

#### Filter/Regulator and Lubrication

Allows for simple setup of the Table Hawk and decreases maintenance by extending the life of the air motor.

### Consistent Tube Expansion

#### Roll Every Tube To Spec

Direct Torque™ Electric Torque Control measures torque and controls system functions regardless of fluctuations in air supply. Allows you to roll to the target wall reduction each time to eliminate costly re-rolling.

#### Increase Tool Life

Swivel Mount securely supports the Power Head to ensure expander alignment and increase expander life.

#### Maintain Tool Alignment

Expander holder increases tool life and ensures consistently rolled tubes with an expander holder that guides the expander and maintains tool alignment.



# TABLE HAWK™

## Tabletop Assisted Tube Rolling System

Packages			
Tube OD Range	Package	Motor	Power Head
1/4" - 5/8"	TTRS1900	TTRM1900	TTR100

*Each package includes the Articulated Arm, Motor, Pneumatic Power Head, and Swivel Mount System.*

Articulated Arm Specifications		Articulated Arm Specifications	
Specifications		Dimensions & Weight	
Maximum Torque Absorption	100 ft. lbs	Working Area/Footprint	32" (813 mm) maximum height
Maximum Weight Supported	35 lbs (15.88 Kg)		22" (559 mm) minimum height
Standard Tool Mount Diameter Range	1-2" (25.4-50.8 mm)		35" (889 mm) maximum width
Horizontal Radius Reach	33" (838 mm)		26.5" (671 mm) minimum width
Vertical Range (without tool)	20" (508 mm)		5.4" (137 mm) depth (mounting base diameter)
Arm Rotation	360°	Unit Weight	70 lbs. (31.75 Kg)


Power Head Specifications									
Motor Part Number	Power Head Part Number	Air Consumption	Free Speed RPM (No Load)	Torque At Max Power	Min Torque	Max Torque	Power Head Weight	Transducer Part Number	Included Square Quick Chuck
TTRM1900	TTR100	29.7 cfm @ 90PSI	1900	42 in-lbs	2 in-lbs	42 in-lbs	8.7 lbs. (3.9kg)	TTR121	1/4"



# A Faster Way To Expand Small Heat Exchanger Tubes

**Expand tubes faster than any Elliott expander before.**

Elliott's new 23 Series expander design optimizes speed without compromising tool life, making them ideal for expanding small tubes in oil coolers and other small heat exchangers. Expanders are available in both standard and longer reaches to suit a variety of applications.




More information on page 38.  
Visit our website for more information:  
[www.elliott-tool.com/23series/](http://www.elliott-tool.com/23series/)

# RAPID HAWK™

## Assisted Tube Rolling System

### Tube Size

- 0.625" to 1.500" OD
- (15.9 to 38.1mm) OD



### Bold precision, fierce productivity.

Uncompromising consistency with faster productivity.

*Elliott's Rapid Hawk is a first of its kind. Offering the speed and productivity of a pneumatic motor with the precision and control of an electronically controlled system. It maximizes productivity by providing best in class cycle times and eliminating costly rework from less precise methods.*

Combining a pneumatically driven power head with Elliott's patent pending Direct Torque™ technology, operators simply set a target torque and start rolling. The system monitors torque and provides consistently precise wall reductions for every expansion.

The Hybrid Series takes ergonomics and productivity to a new level with trigger-less operation and auto-cycling. Simply turn the system on and it will start, stop and reverse without any operator intervention.

“ We have over 280,000 expansions on the Rapid Hawk, with the capability of 360 expansions per hour, with 0 tube joint leaks due to the system, and with 0 downtime. ”

-Mark Chisum, Manufacturing Engineer  
Metalforms, Ltd.



Rapid Hawk Packages		
Rapid Hawk Package	Motor	Spares Kit
PTRS830L	PTRM830	PTR180SK
PTRS500L	PTRM500	
PTRS370L	PTRM370	

*Each Rapid Hawk Package includes the Rapid Hawk, Electronic Torque Control, Auto Cycle, Expander Holder, Through The Cage Auto-Lubrication, Rotary Lube Adapter, Expander Adapter, Pneumatic Power Head and Swivel Mount System.*

### Spares Kit includes:

- Air motor spares kit
- Cable cylinder spares kit
- Tie rod cylinder seal set
- 40 micron filter (air filter/regulator)
- Lubricator service kit (air motor lubricator)
- 5 micron filter (air motor filter/regulator)



### Increased Productivity

#### Start, Stop, & Reverse Automatically

Auto-Cycling increases speed and precision with a Power Head that runs automatically –starting, stopping, and reversing without operator intervention.

#### Faster Motor, Same Precise Control

Increase speed with a pneumatic motor and roll each tube to spec with the electronic control system.

#### Zero Trigger Cycling

Trigger-less operation increases ergonomics with a simple on/off switch for operation. No need to hold down a trigger during the entire job.

#### Automatic Tool Lubrication

Through the cage Auto-Lubrication increases tool life by providing automatic expander lubrication exactly where it's needed, through the cage and directly to the rolls & mandrels. No messy cleanup by providing the right amount of lube with each expansion. See page 72 for more information.

#### Change Tooling Quickly

Quickly change out Elliott's long-lasting 24 Series Condenser Expanders with the built-in quick change chuck system.

### Operator Friendly

#### Operator Friendly Controls

User simply sets torque with the easy to use control panel.

#### Modular Motor System

Purchase additional motors to quickly change between various torque and OD ranges due to the system's modular design.

#### Easy To Move

Heavy-duty casters, forklift pockets, and hoist ring, provide a variety of methods to easily move the system around facilities.

### Consistent Tube Expansion

#### Roll Every Tube To Spec

Direct Torque™ Electric Torque Control measures torque and controls system functions regardless of fluctuations in air supply. Allows you to roll to the target wall reduction each time to eliminate costly re-rolling.

#### Increase Tool Life


Swivel Mount securely supports the Power Head to ensure expander alignment and increase expander life.

#### Maintain Tool Alignment

Expander holder increases tool life and ensures consistently rolled tubes with an expander holder that guides the expander and maintains tool alignment.



Operator Friendly Controls



Roll Every Tube To Spec

Power Head Specifications								
Motor w/ Hoses	Air Consumption	Free Speed RPM (No Load)	Torque At Max Power	Min Torque	Max Torque	Power Head Weight	Transducer*	Recommended Square Chuck*
PTRM830H	66 cfm @ 90 psi	830	21 ft-lbs	3.5 ft-lbs	35 ft-lbs	21 lbs (9.5kg)	PX121	3/8
PTRM500H		500	35 ft-lbs	3.5 ft-lbs	55 ft-lbs			3/8 & 1/2
PTRM370H		370	47 ft-lbs	3.5 ft-lbs	80 ft-lbs			

\*Included with Rapid Hawk package



# RAPID HAWK™

## Assisted Tube Rolling System

The Rapid Hawk's through the cage Auto-Lubrication system provides lubricant where it's needed most, to the rolls and mandrel. Most lubrication systems only provide lubricant through the collar, which is often positioned too far from the working end of the tool, especially when working with thicker tube sheets or header boxes. By providing the lubricant through a sealed cage, Elliott's revolutionary new design increases tool life and reduces time wasted applying and cleaning up excess lubricant.

The Auto-Lubrication system is designed to work seamlessly with the Hybrid Series Rapid Hawk. Working in conjunction with the Auto-Cycle feature, the system will apply a consistent amount of lubricant during each expansion cycle. The amount of lubricant used for each expansion is easily adjustable and the system is capable of handling a variety of lubricant viscosities.

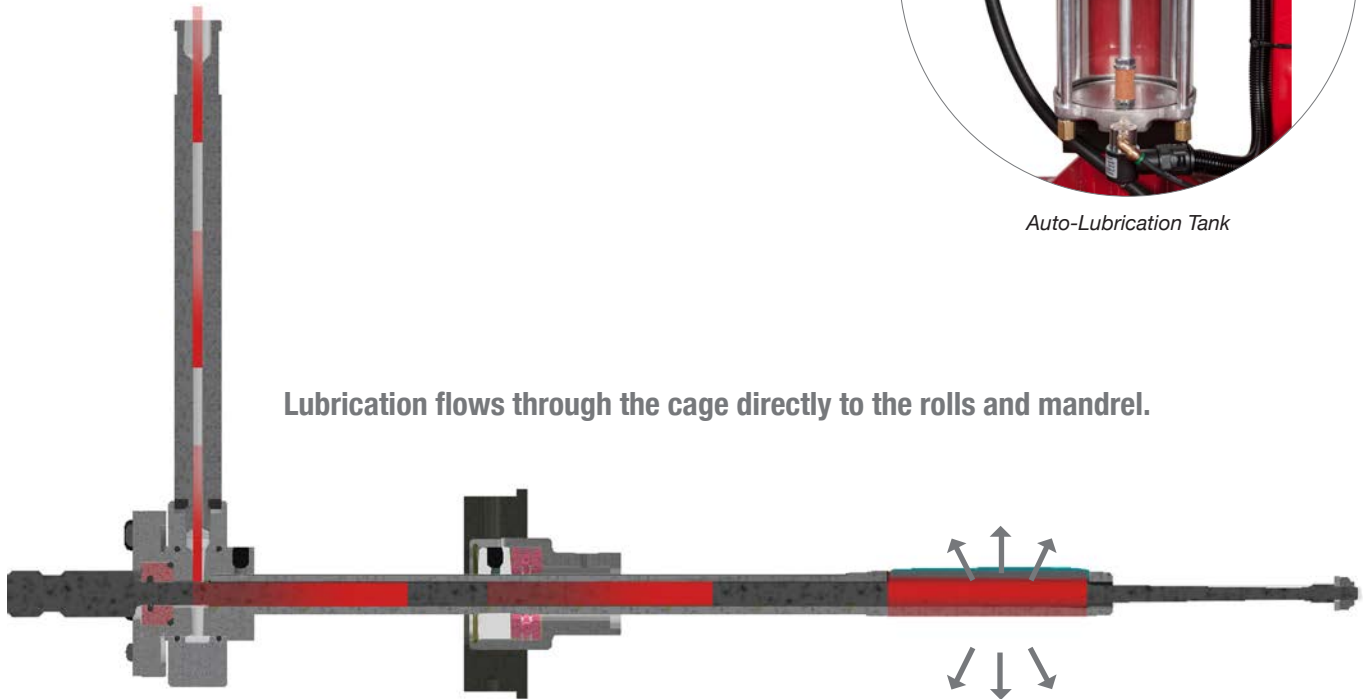
In order to allow for proper sealing of the cage for lubrication flow, a specially designed 24 Series expander is needed. However, when necessary, the Auto-Lubrication system can be turned off and any expander can be used with the Rapid Hawk.



Auto-Lubrication System  
With Expander Holder



Auto-Lubrication Tank



### Spares & Accessories

- P8395 & P8784 Tube Rolling Lubricant: See page 19 for part numbers.
- Rotary Lube Adapter: Connects the expander cage to the lubrication system.
- Cage Adapter: Connects the expander cage to the rotary lube adapter. One included with the rotary lube adapter.
- Lube Spacer w/ O-ring: One included with each expander. Seals the mandrel and back of cage adapter.
- Expander Adapter: Holds the expander in the expander holder.
- Rapid Hawk Service Plan: Keep your Rapid Hawk in top operating condition, ensuring uptime and productivity.

Rapid Hawk Specifications	
<b>Power</b>	
Pneumatic Requirements	1.5 CFM, 100 PSI
Power Requirements*	115/230 V IPH 50/60Hz
<b>Specifications</b>	
Horizontal Radius Reach	5.5' (1.68 m)
Vertical Reach	2' - 8' (610mm - 2.44m)
<b>Dimensions &amp; Weight</b>	
Working Area/Footprint	79" - 119" (2.01 - 3.02 m) height
	43" (1.09 m) width
	34" - 95" (864 mm - 2.41m) depth
Unit Weight	725 lbs. (329 Kg)
Shipping Dimensions (crated)	88" (2.24 m) height
	50" (1.27 m) width
	40" (1.02 m) depth
Shipping Weight (crated)	825 lbs. (374 Kg)
* May require removal of supplied plug & installation of plug suitable based on locality requirement.	

Spares & Accessories			
Expander	Rotary Lube Adapter	Lube Spacer 10-Pack	Expander Adapter
*21L*	24RLA250	24LS21-10	ETA100A-1-1-4
*22L*	24RLA313	24LS22-10	
*23L*	24RLA343	24LS23-10	
*24L*	24RLA375	24LS24-10	
*25L*		24LS25-10	
*26L*		24LS26-10	
*27L*		24LS27-10	
*28L*	24RLA437	24LS28-10	ETA100A-1-5-16
*29L*		24LS29-10	
*30L*		24LS30-10	
*31L*	24RLA500	24LS31-10	
*32L*		24LS32-10	
*33L*			
*34L*	24RLA562	24LS34-10	ETA100A-1-7-16
*35L*		24LS35-10	
*36L*			
*38L*	24RLA625	24LS36-10	ETA100A-1-5-8
*39L*			
*40L*		24LS40-10	
*41L*			
*42L*	24RLA750		ETA100A-1-7-8
*43L*		24LS42-10	
*44L*			
*45L*		24LS45-10	
*46L*		24LS46-10	ETA100A-2-1-16
*47L*			
*49L*	24RLA875	24LS49-10	
*50L*			
*51L*		24LS51-10	
*52L*	24RLA1000	24LS53-10	ETA100A-2-1-4
*53L*			
*55L*		24LS55-10	
*56L*		24LS56-10	
*57L*		24LS58-10	ETA100A-2-1-4
*58L*			
*59L*		24LS59-10	
*60L*		24LS60-10	
*61L*			
*63L*		24LS63-10	
*64L*			
*65L*			

\*Expander size (i.e. 24229L or 24129L-8= \*29L\*)  
Rotary Lube Adapter includes the cage adapter.



# RAPID HAWK™

## 3 Roll Auto-Lubrication Condenser Expanders

### Tube Size

- 0.500" to 1.500" OD
- (12.7 to 38.1mm) OD




**For additional reaches, add "-XX" to the end of the part number for desired length.  
(ie. 24131L-12 signifies a 12" reach tool)**

3 Roll Expanders														
Tube Size			Expansion Range				Tube Sheet (Min/Max Reach 1/2" - 4" (12.7-101.6mm) Overall Roll Length 1-5/8" (41.3mm) **Overall Roll Length 1-1/2" (38.1mm)				Tube Sheet (Min/Max Reach) 1-1/4" - 4-3/8" (31.8-111.1mm) Overall Roll Length 2-3/8" (60.3mm) ***Overall Roll Length 2-1/4" (57.15mm)			Common Mandrel
OD	Wall Thickness		Inch		Metric		Expander Assembly		Roll Set	Expander Assembly		Roll Set		
	BWG	In	Metric	Min.	Max.	Min.	Max.	Flush	1/8" Recess	(3 per set)	Flush	1/8" Recess	(3 per set)	
1/2" (12.7mm)	13	0.095	2.41	0.305	0.340	7.7	8.6	24121L	24121RB8L	241R21-3**	24221L	24221RB8L	242R21-3***	24ML21
	14	0.083	2.11	0.324	0.366	8.4	9.3	24122L	24122RB8L	241R22-3**	24222L	24222RB8L	242R22-3***	24ML22
	15	0.072	1.83	0.346	0.386	8.8	9.7	24123L	24123RA8L		24223L	24223RA8L	242R23-3***	24ML23
	16-17	0.065-0.085	1.65-1.47	0.367	0.410	9.1	10.4	24124L	24124RA8L	241R24-3**	24224L	24224RA8L	242R24-3***	24ML24
	18	0.049	1.24	0.392	0.447	10.0	11.3	24125L	24125RA8L	241R25-3**	24225L	24225RA8L	242R25-3***	24ML25
	19-20	0.042-0.035	1.07-0.89	0.402	0.457	10.2	11.6	24126L	24126RA8L	241R26-3**	24226L	24226RA8L	242R26-3***	
21-22	0.035-0.028	0.81-0.71	0.425	0.482	10.8	12.3	24127L	24127RA8L	241R27-3**	24227L	24227RB8L	242R27-3***	24ML27	
5/8" (15.9mm)	12	0.109	2.77	0.392	0.447	10.0	11.3	24125L	24125RB8L	241R25-3**	24225L	24225RB8L	242R25-3***	24ML25
	13	0.095	2.41	0.425	0.482	10.8	12.3	24127L	24127RB8L	241R27-3**	24227L	24227RB8L	242R27-3***	24ML27
	14	0.083	2.11	0.449	0.506	11.4	12.8	24128L	24128RA8L	241R28-3	24228L	24228RA8L	242R28-3	24ML28
	15	0.072	1.83	0.471	0.524	12.0	13.3	24129L	24129RA8L	241R29-3	24229L	24229RA8L	242R29-3	24ML29
	16	0.065	1.65	0.485	0.538	12.3	13.7	24129BL	24129BRA8L		24229BL	24229BRA8L		
	17	0.058	1.47	0.499	0.564	12.7	14.3	24130L	24130RA8L	241R30-3	24230L	24230RA8L	242R30-3	24ML30
	18-19	0.049-0.042	1.24-1.07	0.517	0.584	13.1	14.8	24131L	24131RA8L	241R31-3	24231L	24231RA8L	242R31-3	24ML31
	20-22	0.035-0.028	0.89-0.71	0.540	0.609	13.7	15.5	24132L	24132RA8L	241R32-3	24232L	24232RA8L	242R32-3	24ML32
3/4" (19.14mm)	10	0.134	3.40	0.471	0.538	12.0	13.7	24129L	24129RB8L	241R29-3	24229L	24229RB8L	242R29-3	24ML29
	11	0.120	3.05	0.499	0.564	12.7	14.3	24130L	24130RB8L	241R30-3	24230L	24230RB8L	242R30-3	24ML30
	12	0.109	2.77	0.517	0.584	13.1	14.8	24131L	24131RB8L	241R31-3	24231L	24231RB8L	242R31-3	24ML31
	13	0.095	2.41	0.540	0.609	13.7	15.5	24132L	24132RB8L	241R32-3	24232L	24232RB8L	242R32-3	24ML32
	14	0.083	2.11	0.562	0.631	14.3	16.0	24133L	24133RA8L	241R33-3	24233L	24233RA8L	242R33-3	
	15-16	0.072-0.065	1.83-1.65	0.592	0.672	15.0	17.1	24134L	24134RA8L	241R34-3	24234L	24234RA8L	242R34-3	24ML34
	17-18	0.058-0.049	1.47-1.24	0.620	0.697	15.7	17.7	24135L	24135RA8L	241R35-3	24235L	24235RA8L	242R35-3	24ML35
	19-22	0.042-0.028	1.07-0.71	0.641	0.731	16.3	18.6	24136L	24136RA8L	241R36-3	24236L	24236RA8L	242R36-3	24ML36
7/8" (22.2mm)	10	0.134	3.40	0.592	0.672	15.0	17.1	24134L	24134RB8L	241R34-3	24234L	24234RB8L	242R34-3	24ML34
	11	0.120	3.05	0.620	0.697	15.7	17.7	24135L	24135RB8L	241R35-3	24235L	24235RB8L	242R35-3	24ML35
	12	0.109	2.77	0.641	0.731	16.3	18.6	24136L	24136RB8L	241R36-3	24236L	24236RB8L	242R36-3	24ML36
	13	0.095	2.41	0.655	0.745	16.6	18.9	24138L	24138RA8L	241R38-3	24238L	24238RA8L	242R38-3	
	14	0.083	2.11	0.675	0.765	17.1	19.4	24139L	24139RA8L	241R39-3	24239L	24239RA8L	242R39-3	24ML40
	15-16	0.072-0.065	1.83-1.65	0.715	0.800	18.2	20.3	24140L	24140RA8L		24240L	24240RA8L		
	17-19	0.058-0.049	1.47-1.07	0.743	0.828	18.9	21.0	24141L	24141RA8L	241R41-3	24241L	24241RA8L	242R41-3	24ML42
	20-22	0.035-0.028	0.89-0.71	0.795	0.865	20.2	22.0	24142L	24142RA8L	241R42-3	24242L	24242RA8L	242R42-3	



# RAPID HAWK™

## 3 Roll Auto-Lubrication Condenser Expanders



Roll Part Number	Overall Roll Length	Effective Roll Length
241R21 - 241R27	1.500" (38.1mm)	1.187" (30.1mm)
241R28 - 241R42	1.625" (41.3mm)	1.301" (33.0mm)
241R43 - 241R65		1.239" (31.5mm)
242R21 - 242R27	2.250" (57.2mm)	1.937" (49.2mm)
242R28 - 242R42	2.365" (60.3mm)	2.051" (52.1mm)
242R43 - 242R65		1.989" (50.5mm)

3 Roll Expanders														
Tube Size			Expansion Range				Tube Sheet (Min/Max Reach 1/2" - 4" (12.7-101.6mm) Overall Roll Length 1-5/8" (41.3mm) **Overall Roll Length 1-1/2" (38.1mm)			Tube Sheet (Min/Max Reach) 1-1/4" - 4-3/8" (31.8-111.1mm) Overall Roll Length 2-3/8" (60.3mm) ***Overall Roll Length 2-1/4" (57.15mm)			Common Mandrel	
OD	Wall Thickness		Inch		Metric		Expander Assembly		Roll Set	Expander Assembly		Roll Set		
	BWG	In	Metric	Min.	Max.	Min.	Max.	Flush	1/8" Recess	(3 per set)	Flush	1/8" Recess	(3 per set)	
1" (25.4mm)	8	0.165	4.19	0.655	0.745	16.6	18.9	24138L	24138RB8L	241R38-3	24238L	24238RB8L	242R38-3	24ML36
	9	0.148	3.76	0.675	0.765	17.1	19.4	24139L	24139RB8L	241R39-3	24239L	24239RB8L	242R39-3	
	10	0.134	3.40	0.715	0.800	18.2	20.3	24140L	24140RB8L		241R41-3	24240L		24240RB8L
	11	0.120	3.05	0.743	0.828	18.9	21.0	24141L	24141RB8L	241R42-3		24241L	24241RB8L	242R42-3
	12-13	0.109-0.095	2.77-2.41	0.769	0.866	19.5	22.0	24143L	24143RA8L		241R44-3	24243L	24243RA8L	
	14	0.083	2.11	0.799	0.896	20.3	22.7	24144L	24144RA8L	241R46-3		24244L	24244RA8L	242R46-3
	15-16	0.072-0.065	1.83-1.65	0.841	0.922	21.4	23.4	24145L	24145RA8L		241R47-3	24245L	24245RA8L	
	17-19	0.058-0.042	1.47-1.07	0.872	0.968	22.1	24.6	24146L	24146RA8L	241R47-3		24247L	24247RA8L	242R47-3
20-22	0.035-0.028	0.89-0.71	0.894	0.990	22.7	25.2	24147L	24147RA8L	241R42-3	24243L	24243RB8L	242R42-3	24ML43	
1-1/8" (28.6mm)	8	0.165	4.19	0.769	0.866	19.5	22.0	24143L	24143RB8L	241R44-3	24244L	24244RB8L		242R44-3
	9	0.148	3.76	0.799	0.896	20.3	22.7	24144L	24144RB8L		241R46-3	24244L	24244RB8L	
	10	0.134	3.40	0.841	0.922	21.4	23.4	24145L	24145RB8L	241R47-3		24245L	24245RB8L	242R47-3
	11-12	0.120-0.109	3.05-2.77	0.872	0.968	22.1	24.6	24146L	24146RB8L		241R50-3	24246L	24246RB8L	
	13	0.095	2.41	0.894	1.009	22.7	25.6	24149L	24149RA8L	241R55-3		24249L	24249RA8L	242R55-3
	14-15	0.083-0.072	2.11-1.83	0.924	1.039	23.5	26.4	24150L	24150RA8L		241R52-3	24250L	24250RA8L	
	16-18	0.065-0.049	1.65-1.24	0.978	1.078	24.8	27.4	24151L	24151RA8L	241R52-3		24251L	24251RA8L	242R52-3
19-22	0.042-0.028	1.07-0.71	1.016	1.116	25.8	28.4	24152L	24152RA8L	241R52-3	24252L	24252RA8L	242R52-3	24ML49	
1-1/4" (31.8mm)	8	0.165	4.19	0.894	1.009	22.7	25.6	24149L	24149RB8L	241R47-3	24249L	24249RB8L		242R47-3
	9	0.148	3.76	0.924	1.039	23.5	26.4	24150L	24150RB8L		241R50-3	24250L	24250RB8L	
	10-11	0.134-0.120	3.40-3.05	0.962	1.083	24.4	27.5	24153L	24153RA8L	241R53-3		24253L	24253RA8L	242R53-3
	12-13	0.109-0.095	2.77-2.41	1.012	1.128	25.7	28.7	24155L	24155RA8L		241R56-3	24255L	24255RA8L	
	14-17	0.083-0.058	2.11-1.47	1.066	1.195	27.1	30.3	24156L	24156RA8L	241R57-3		24256L	24256RA8L	242R57-3
18-22	0.049-0.028	1.24-0.71	1.112	1.240	28.2	31.5	24157L	24157RA8L	241R57-3	24257L	24257RA8L	242R57-3	24ML56	
1-3/8" (34.9mm)	8	0.165	4.19	1.012	1.128	25.7	28.7	24155L	24155RB8L	241R52-3	24255L	24255RB8L		242R52-3
	9-10	0.148-0.134	3.76-3.40	1.066	1.195	27.1	30.3	24156L	24156RB8L		241R56-3	24256L	24256RB8L	
	11	0.120	3.05	1.115	1.218	28.3	30.9	24158L	24158RA8L	241R58-3		24258L	24258RA8L	242R58-3
	12-13	0.109-0.095	2.77-2.41	1.127	1.263	28.6	32.1	24159L	24159RA8L		241R57-3	24259L	24259RA8L	
	14-17	0.083-0.058	2.11-1.47	1.180	1.322	30.0	33.6	24160L	24160RA8L	241R60-3		24260L	24260RA8L	242R60-3
	18-22	0.049-0.028	1.24-0.71	1.224	1.365	31.1	34.7	24161L	24161RA8L		241R61-3	24261L	24261RA8L	
1-1/2" (38.1mm)	8	0.165	4.19	1.127	1.263	28.6	32.1	24159L	24159RB8L	241R57-3	24259L	24259RB8L	242R57-3	
	9-10	0.148-0.134	3.76-3.40	1.180	1.322	30.0	33.6	24160L	24160RB8L		241R60-3	24260L		24260RB8L
	11-12	0.120-0.109	3.05-2.77	1.224	1.365	31.1	34.7	24161L	24161RB8L	241R61-3		24261L	24261RB8L	242R61-3
	13-14	0.095-0.083	2.41-2.11	1.285	1.415	32.6	35.9	24163L	24163RA8L		241R64-3	24263L	24263RA8L	
	15-17	0.072-0.058	1.83-1.47	1.325	1.455	33.7	36.9	24164L	24164RA8L	241R65-3		24264L	24264RA8L	242R64-3
	18-22	0.049-0.028	1.24-0.71	1.361	1.490	34.6	37.9	24165L	24165RA8L		241R65-3	24265L	24265RA8L	



# Dunn Heat Exchanger, Inc Reduces Expansion Cycle Times by 80% With Parallel Pin Expansion



## QUICK SUMMARY

### The Challenge

- Current rolling motors were not providing a consistent and repeatable approach to tube expansion.
- Overheating required frequent tool changes, resulting in downtime.
- Manual tool lubrication for large jobs can extend job duration.
- Heavy handheld motors cause downtime due to operator fatigue and pose safety concerns.

### The Solution

- Elliott's Ultra Hawk with the speed and productivity of an electric servo motor and the capability to perform parallel pin and traditional expansion.
- Production trials to determine joint consistency, cycle times, and operator ergonomic improvements.

### The Results

- Cycle time savings of 80% per tube, from 22 seconds to 4 seconds.
- Through-the-cage auto-lubrication increased tool life 3:1 compared to using an 850 Rolling Motor.
- Zero tube leaks due to the system, reducing the number of man-hours attributed to re-rolling.
- Increased ergonomics provide a safer rolling method and reduced operator fatigue.

## The Challenge

Dunn Heat Exchanger, Inc., a fabrication company located in Texas City, Texas, offers heat exchanger cleaning, decontamination, repair, and fabrication services in the highly competitive shell and tube market. Offering services 24 hours a day, seven days a week, means that productivity and efficiency are key to offering the fastest turnaround time to customers.

One of the main challenges facing the team was the amount of time it took to complete a job. Using an 850-style push-pull motor with a traditional expander, it was easy to add days onto a job due to lower tool life, operator fatigue, and downtime.

Downtime and longer expansion cycle

times were largely due to frequent tooling change outs. Relying on a manual tool lubrication process, the operator would need to lubricate each tube prior to starting a job. However, this process was often not enough to prevent early wear and overheating of tools, resulting in extra downtime to change tooling.

Operator fatigue and safety was also a concern for the Dunn team. Holding a handheld motor requires the operator to support about 14 lbs. or more, while absorbing about 12 ft lbs. of torque during each tube expansion. "When doing tapered pin expansion, if the tool slipped from your hands after catching the ID of the tube, I have little doubt it could break someone's arm," said Pete Dunn Jr, President. Over a few thousand

expansions, fatigue can take over causing a slow down in productivity and increase safety concerns for operators.

With a desire to increase cycle times, acquire more jobs, and improve operator safety, the team at Dunn Heat Exchanger decided to collaborate with Elliott Tool Technologies to find a better solution.

## The Solution

Elliott's new, truly complete rolling system, the Ultra Hawk, offers the speed and productivity of an electric servo motor with the capability to perform parallel pin and traditional expansion. Productivity is maximized through best-in-class cycle times and the need for rework is lowered by providing consistent, reliable expansion.

With the Ultra Hawk's parallel pin feature, you can see up to 2Xs the speed on cycle times. Parallel pin rolling also helps to reduce the force exerted against the tube and tube sheet, eliminating costly tube sheet damage and warping.

This system ensures every tube is rolled to spec through a measurement of torque and controls system functions which allows tubes to be rolled to the target wall reduction each time to eliminate costly re-rolling. Data output ensures customers that quality control metrics and customer requirements are met, and that the vessel will pass hydro.

After trialing the Ultra Hawk assisted rolling system, Dunn Heat Exchanger decided that the productivity and consistency of the system were exactly what they were looking for. Additionally, the ergonomics and easy set-up made the Ultra Hawk their desired method for tube expansion moving forward, as it didn't require any extensive training or experience to operate.

## The Results

During a large job, Dunn expanded 1,889 SA179 ¾" x 14 BWG tubes to conduct a comparison test between traditional rolling with an 850-style motor and parallel pin rolling with the Ultra Hawk system. Dunn realized the benefits the Ultra Hawk offers almost immediately. An 850 motor was used to roll 300 tubes with traditional expansion, at a 22 second cycle time, using one operator. The Ultra Hawk was used to roll 1,589 tubes, parallel pin expansion, at a four second cycle time, with one operator.


Dunn saw productivity increases not only in cycle times but also in tool life, with a 3:1 increase using the Ultra Hawk, versus a handheld motor with traditional rolling. Expansion consistency also increased with parallel pin, and the Ultra Hawk's ability to measure torque resulted in no leaks at hydro. This is compared to the one leak of the 300 tubes rolled with traditional expansion using the 850 motor.

The ergonomics and safety of the system also had a positive impact on operators. "The torque of a push/pull certainly contributes to operator fatigue, but they can also be dangerous. Other designs on the market have a mounted roll motor located behind the operator with a rotating shaft that passes underneath the operator's arm. As you can imagine that shaft has the possibility of causing a major injury should someone's clothing or skin get caught," said Pete Dunn Jr. The pneumatic arm of the Ultra Hawk absorbs the weight and torque of the motor, reducing the risk of injury and fatigue on the job.

Overall, the Ultra Hawk system has helped Dunn realize the benefits of parallel pin expansion and how the system can provide a consistent and repeatable approach to tube expansion. As Pete Dunn Jr. explains, "with the speed increase of the new machine, I don't really see a reason to use tapered pin expansion on new fabrication anymore."

**“ With the speed increase of the new machine, I don't really see a reason to use tapered pin expansion on new fabrication anymore. ”**

**-Pete Dunn Jr., President, Dunn Heat Exchanger**



# ULTRA HAWK™

## Assisted Tube Rolling System

### Tube Size

- 0.625" to 1.500" OD
- (15.9 to 38.1mm) OD



## 30% Tube Expansion Savings, Guaranteed

*Elliott's Ultra Hawk is the first of its kind. Offering the speed and productivity of an electric servo motor with the capability to perform parallel pin and traditional expansion. It maximizes productivity by providing the best in class cycle times and eliminating costly rework from less precise methods.*

Experience the flexibility and speed of parallel pin rolling with the simple flip of a switch. True parallel pin rolling can reduce the stress created on welded tube joints compared to tapered rolling, making it ideal for certain applications.

The Ultra Hawk's articulated arm supports the weight and absorbs the torque of the rolling motor using a pneumatic counterbalance, which allows the operator to effortlessly move the motor into position.

### Experience The Savings

The Ultra Hawk is the market's first truly complete system, guaranteed to save 30% in your tube expansion process.

#### A few ways you can save:

- Lower Maintenance Cost
- Faster speed and cycle times with parallel pin
- Ability to complete job requirements for both tapered pin and parallel pin
- Reduced labor, training, and set-up costs





# ULTRA HAWK™

## Assisted Tube Rolling System



Parallel Pin & Traditional Rolling Capability



Operator Friendly



Automatic Tool Lubrication

### Increased Productivity

#### Servo Motor Technology

Equipped with the same proven electric servo motor technology used in CNC machines for decades. It reduces maintenance costs, while improving speed and durability.

#### Roll Traditional & Parallel Pin

Change between parallel pin and traditional rolling with the push of a button.

#### Lower Operating Costs

Experience up to 50% energy savings compared to air and hydraulic systems.

#### Eliminate Tube Sheet Warping

Parallel pin expansion reduces the force exerted against the tube and tube sheet, eliminating costly tube sheet damage and warping.

#### Up To 2X The Speed

Increase cycle times with parallel pin expansion and get up to twice the speed of tapered rolling.

#### Change Tooling Quickly

New quick change design allows for tooling change outs in less than a minute. The rotary lock design allows for easy removal with no tooling needed.

### Operator Friendly

#### Operator Friendly Controls

Easy to use HMI allows for quick job setup and job saving capability.

### Easy To Move

Heavy-duty casters, forklift pockets, and hoist ring provide a variety of methods to move the Hawk around the facility.

### Consistent Tube Expansion

#### Roll Every Tube To Spec

System measures torque and controls system functions, allowing you to roll to the target wall reduction each time to eliminate costly re-rolling.

#### Record System Output

Ensure every tube is rolled to spec with torque data output. Quality control metrics ensure jobs meet customer requirements and pass hydro.

#### Maintain Tool Alignment

Expander holder increases tool life and ensures consistently rolled tubes with an expander holder that guides the expander and maintains tool alignment.

### Longer Tool Life

#### Lubrication Where It's Needed

Spend less on consumables with through the cage Auto-Lubrication. The system increases tool life by providing lubrication exactly where it's needed, through the cage and directly to the rolls and mandrel.

### Increase Expander Life

Swivel Mount securely supports the Power Head to relieve weight stress and increase expander life.

### Safe & Ergonomic

#### Effortless Positioning

Upgraded mast and rail allows for easy positioning of the articulated arm, decreasing operator fatigue.

#### More Reach, Less Re-Adjusting

Large radial reach increases productivity by allowing a large area of tubes to be rolled without re-adjusting the unit.

#### Supports Tool Weight

Pneumatic counterbalance decreases operator fatigue by absorbing torque and allowing for effortless positioning of the arm and rolling motor.

#### Built-in Safety Features

Safety control valve protects the operator by eliminating a sudden drop of the articulated arm in case of pneumatic air loss.

**The first truly  
complete system.**



# ULTRA HAWK™

## Assisted Tube Rolling System

System Specifications					
Tube OD Range	Torque	Speed		Weight	Dimensions
		Parallel Pin	Traditional		
5/8" - 1-1/2" (15.9 - 38.1mm)	3.5 - 50 ft lbs.	500 RPM	> Rapid Hawk at equivalent torque	1,160 lbs (526.2 kg)	49" x 52" x 81" (1.24m x 1.32m x 2.06m)

Ultra Hawk Packages			
Package	Voltage	Powerhead Spares Kit	Cable Cylinder Spares Kit
EPS230	230V	EPS100SK	EPS200SK
EPS460	460V		

*Each Ultra Hawk Package includes the Ultra Hawk, Parallel Pin & Traditional Rolling Capability, Through The Cage Auto-Lubrication, Servo Motor Driven Power Head, and Swivel Mount System.*


Ultra Hawk Specifications	
Power	
Pneumatic Requirements	1.5 CFM, 100 PSI
Power Requirements	EPS230: 230 V, 3 Phase, 60 Hz
	EPS460: 460 V, 3 Phase, 60 Hz
Specifications	
Horizontal Radius Reach	5.5' (1.68 m)
Vertical Reach*	2' - 5.5' (610mm - 1.68m)
Dimensions & Weight	
Working Area/Footprint*	79" - 86" (2.01 - 1.68 m) height
	43" (1.09 m) width
	34" - 95" (864 mm - 2.41m) depth
Unit Weight	1100 lbs. (499 Kg)
Shipping Dimensions (crated)	87" (2.24 m) height
	56" (1.27 m) width
	65" (1.02 m) depth
Shipping Weight (crated)	1400 lbs. (635 Kg)

\* Extended Reach Package Available Upon Request



### Spares & Accessories

- P8395 & P8784 Tube Rolling Lubricant: See page 19 for part numbers.
- Cage Adapter: Connects the expander cage to the lubrication system and enables quick change functionality. One included with each expander.
- Lube Spacer w/ O-ring: One included with each expander. Seals the mandrel and back of cage adapter.



Cage Adapter & Lube Spacer

Spares & Accessories		
Expander	Cage Adapter	Lube Spacer 10-Pack
*25*	HX24CA375	HX24LS25-10
*26*		HX24LS26-10
*27*		HX24LS27-10
*28*	HX24CA437	HX24LS28-10
*29*		HX24LS29-10
*30*		HX24LS30-10
*31*	HX24CA500	HX24LS31-10
*32*		HX24LS32-10
*33*	HX24CA562	HX24LS34-10
*34*		HX24LS35-10
*35*		HX24LS36-10
*36*	HX24CA625	HX24LS36-10
*38*		HX24LS40-10
*39*		HX24LS42-10
*40*	HX24CA750	HX24LS44-10
*41*		HX24LS45-10
*42*		HX24LS46-10
*43*		HX24LS47-10
*44*	HX24CA875	HX24LS49-10
*45*		HX24LS51-10
*46*		HX24LS53-10
*47*	HX24CA1000	HX24LS55-10
*49*		HX24LS56-10
*50*		HX24LS58-10
*51*		HX24LS59-10
*52*		HX24LS60-10
*53*		HX24LS63-10
*55*		
*56*		
*57*		
*58*		
*59*		
*60*		
*61*		
*63*		
*64*		
*65*		

\*Expander size (i.e. HX24229 or HX24129-8= \*29\*)



# ULTRA HAWK™

## Traditional 3 Roll Condenser Expanders

### Tube Size

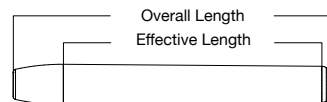
- 0.625" to 1.500" OD
- (15.9 to 38.1mm) OD



**For additional reaches, add "-XX" to the end of the part number for desired length.  
(ie. HT24131-12 signifies a 12" reach tool)**

3 Roll Expanders															
Tube Size			Expansion Range				Tube Sheet (Min/Max Reach 0.500" - 3.200" (12.7-81.3mm) Overall Roll Length 1-5/8" (41.3mm) **Overall Roll Length 1-1/2" (38.1mm)				Tube Sheet (Min/Max Reach 1.250" - 3.580" (31.8-90.9mm) Overall Roll Length 2-3/8" (60.3mm) ***Overall Roll Length 2-1/4" (57.15mm)				Common Mandrel
OD	Wall Thickness			Inch		Metric		Expander Assembly		Roll Set (3 per set)	Expander Assembly		Roll Set (3 per set)		
	BWG	In	Metric	Min.	Max.	Min.	Max.	Flush	1/8" Recess		Flush	1/8" Recess			
5/8" (15.9mm)	12	0.109	2.77	0.392	0.447	10.0	11.3	HT24125	HT24125RB8	241R25-3**	HT24225	HT24225RB8	242R25-3***	24ML25	
	13	0.095	2.41	0.425	0.482	10.8	12.3	HT24127	HT24127RB8	241R27-3**	HT24227	HT24227RB8	242R27-3***	24ML27	
	14	0.083	2.11	0.449	0.506	11.4	12.8	HT24128	HT24128RA8	241R28-3	HT24228	HT24228RA8	242R28-3	24ML28	
	15	0.072	1.83	0.471	0.524	12.0	13.3	HT24129	HT24129RA8	241R29-3	HT24229	HT24229RA8	242R29-3	24ML29	
	16	0.065	1.65	0.485	0.538	12.3	13.7	HT24129B	HT24129BRA8		HT24229B	HT24229BRA8			
	17	0.058	1.47	0.499	0.564	12.7	14.3	HT24130	HT24130RA8	241R30-3	HT24230	HT24230RA8	242R30-3	24ML30	
	18-19	0.049-0.042	1.24-1.07	0.517	0.584	13.1	14.8	HT24131	HT24131RA8	241R31-3	HT24231	HT24231RA8	242R31-3	24ML31	
	20-22	0.035-0.028	0.89-0.71	0.540	0.609	13.7	15.5	HT24132	HT24132RA8	241R32-3	HT24232	HT24232RA8	242R32-3	24ML32	
3/4" (19.1mm)	10	0.134	3.40	0.471	0.538	12.0	13.7	HT24129	HT24129RB8	241R29-3	HT24229	HT24229RB8	242R29-3	24ML29	
	11	0.120	3.05	0.499	0.564	12.7	14.3	HT24130	HT24130RB8	241R30-3	HT24230	HT24230RB8	242R30-3	24ML30	
	12	0.109	2.77	0.517	0.584	13.1	14.8	HT24131	HT24131RB8	241R31-3	HT24231	HT24231RB8	242R31-3	24ML31	
	13	0.095	2.41	0.540	0.609	13.7	15.5	HT24132	HT24132RB8	241R32-3	HT24232	HT24232RB8	242R32-3	24ML32	
	14	0.083	2.11	0.562	0.631	14.3	16.0	HT24133	HT24133RA8	241R33-3	HT24233	HT24233RA8	242R33-3		
	15-16	0.072-0.065	1.83-1.65	0.592	0.672	15.0	17.1	HT24134	HT24134RA8	241R34-3	HT24234	HT24234RA8	242R34-3	24ML34	
	17-18	0.058-0.049	1.47-1.24	0.620	0.697	15.7	17.7	HT24135	HT24135RA8	241R35-3	HT24235	HT24235RA8	242R35-3	24ML35	
19-22	0.042-0.028	1.07-0.71	0.641	0.731	16.3	18.6	HT24136	HT24136RA8	241R36-3	HT24236	HT24236RA8	242R36-3	24ML36		
7/8" (22.2mm)	10	0.134	3.40	0.592	0.672	15.0	17.1	HT24134	HT24134RB8	241R34-3	HT24234	HT24234RB8	242R34-3	24ML34	
	11	0.120	3.05	0.620	0.697	15.7	17.7	HT24135	HT24135RB8	241R35-3	HT24235	HT24235RB8	242R35-3	24ML35	
	12	0.109	2.77	0.641	0.731	16.3	18.6	HT24136	HT24136RB8	241R36-3	HT24236	HT24236RB8	242R36-3	24ML36	
	13	0.095	2.41	0.655	0.745	16.6	18.9	HT24138	HT24138RA8	241R38-3	HT24238	HT24238RA8	242R38-3		
	14	0.083	2.11	0.675	0.765	17.1	19.4	HT24139	HT24139RA8	241R39-3	HT24239	HT24239RA8	242R39-3		
	15-16	0.072-0.065	1.83-1.65	0.715	0.800	18.2	20.3	HT24140	HT24140RA8		HT24240	HT24240RA8	242R41-3	24ML40	
	17-19	0.058-0.049	1.47-1.07	0.743	0.828	18.9	21.0	HT24141	HT24141RA8	241R41-3	HT24241	HT24241RA8			
20-22	0.035-0.028	0.89-0.71	0.795	0.865	20.2	22.0	HT24142	HT24142RA8	241R42-3	HT24242	HT24242RA8	242R42-3	24ML42		
1" (25.4mm)	8	0.165	4.19	0.655	0.745	16.6	18.9	HT24138	HT24138RB8	241R38-3	HT24238	HT24238RB8	242R38-3	24ML36	
	9	0.148	3.76	0.675	0.765	17.1	19.4	HT24139	HT24139RB8	241R39-3	HT24239	HT24239RB8	242R39-3		
	10	0.134	3.40	0.715	0.800	18.2	20.3	HT24140	HT24140RB8		HT24240	HT24240RB8		242R41-3	24ML40
	11	0.120	3.05	0.743	0.828	18.9	21.0	HT24141	HT24141RB8	241R41-3	HT24241	HT24241RB8			
	12-13	0.109-0.095	2.77-2.41	0.769	0.866	19.5	22.0	HT24143	HT24143RA8	241R42-3	HT24243	HT24243RA8	242R42-3	24ML43	
	14	0.083	2.11	0.799	0.896	20.3	22.7	HT24144	HT24144RA8	241R44-3	HT24244	HT24244RA8	242R44-3		
	15-16	0.072-0.065	1.83-1.65	0.841	0.922	21.4	23.4	HT24145	HT24145RA8		HT24245	HT24245RA8		242R46-3	24ML45
	17-19	0.058-0.042	1.47-1.07	0.872	0.968	22.1	24.6	HT24146	HT24146RA8	241R46-3	HT24246	HT24246RA8			
20-22	0.035-0.028	0.89-0.71	0.894	0.990	22.7	25.2	HT24147	HT24147RA8	241R47-3	HT24247	HT24247RA8	242R47-3	24ML46		





Long Reach PN	Actual Max Reach	
	Short Roll	Long Roll
-8	7.200" (182.9mm)	7.580" (192.5mm)
-12	11.200" (284.5mm)	11.580" (294.1mm)
-18	17.200" (436.9mm)	17.580" (446.5mm)

Roll Part Number	Overall Roll Length	Effective Roll Length
241R25 - 241R27	1.500" (38.1mm)	1.187" (30.1mm)
241R28 - 241R42	1.625" (41.3mm)	1.301" (33.0mm)
241R43 - 241R65		1.239" (31.5mm)
242R21 - 242R27	2.250" (57.2mm)	1.937" (49.2mm)
242R28 - 242R42	2.365" (60.3mm)	2.051" (52.1mm)
242R43 - 242R65		1.989" (50.5mm)

### 3 Roll Expanders

Tube Size		Expansion Range						Tube Sheet (Min/Max Reach 0.500" - 3.200" (12.7-81.3mm) Overall Roll Length 1-5/8" (41.3mm) **Overall Roll Length 1-1/2" (38.1mm)				Tube Sheet (Min/Max Reach 1.250" - 3.580" (31.8-90.9mm) Overall Roll Length 2-3/8" (60.3mm) ***Overall Roll Length 2-1/4" (57.15mm)				Common Mandrel
		Inch		Metric		Expander Assembly		Roll Set (3 per set)		Expander Assembly		Roll Set (3 per set)				
OD	Wall Thickness			Min.	Max.	Min.	Max.	Flush	1/8" Recess	Roll Set (3 per set)	Flush	1/8" Recess	Roll Set (3 per set)			
	BWG	In	Metric													
1-1/8" (28.6mm)	8	0.165	4.19	0.769	0.866	19.5	22.0	HT24143	HT24143RB8	241R42-3	HT24243	HT24243RB8	242R42-3	24ML43		
	9	0.148	3.76	0.799	0.896	20.3	22.7	HT24144	HT24144RB8	241R44-3	HT24244	HT24244RB8	242R44-3			
	10	0.134	3.40	0.841	0.922	21.4	23.4	HT24145	HT24145RB8		241R46-3	HT24245		HT24245RB8	242R46-3	
	11-12	0.120-0.109	3.05-2.77	0.872	0.968	22.1	24.6	HT24146	HT24146RB8	241R47-3	HT24246	HT24246RB8	242R47-3			
	13	0.095	2.41	0.894	1.009	22.7	25.6	HT24149	HT24149RA8	241R50-3	HT24249	HT24249RA8		242R50-3		
	14-15	0.083-0.072	2.11-1.83	0.924	1.039	23.5	26.4	HT24150	HT24150RA8		HT24250	HT24250RA8	242R52-3			
	16-18	0.065-0.049	1.65-1.24	0.978	1.078	24.8	27.4	HT24151	HT24151RA8	HT24251	HT24251RA8	242R52-3		24ML51		
1-1/4" (31.8mm)	8	0.165	4.19	0.894	1.009	22.7	25.6	HT24149	HT24149RB8	241R47-3	HT24249	HT24249RB8	242R47-3	24ML49		
	9	0.148	3.76	0.924	1.039	23.5	26.4	HT24150	HT24150RB8	241R50-3	HT24250	HT24250RB8	242R50-3			
	10-11	0.134-0.120	3.40-3.05	0.962	1.083	24.4	27.5	HT24153	HT24153RA8	241R53-3	HT24253	HT24253RA8	242R53-3	24ML53		
	12-13	0.109-0.095	2.77-2.41	1.012	1.128	25.7	28.7	HT24155	HT24155RA8	241R52-3	HT24255	HT24255RA8	242R52-3			
	14-17	0.083-0.058	2.11-1.47	1.066	1.195	27.1	30.3	HT24156	HT24156RA8	241R56-3	HT24256	HT24256RA8	242R56-3	24ML56		
18-22	0.049-0.028	1.24-0.71	1.112	1.240	28.2	31.5	HT24157	HT24157RA8	241R57-3	HT24257	HT24257RA8	242R57-3				
1-3/8" (34.9mm)	8	0.165	4.19	1.012	1.128	25.7	28.7	HT24155	HT24155RB8	241R52-3	HT24255	HT24255RB8	242R52-3	24ML55		
	9-10	0.148-0.134	3.76-3.40	1.066	1.195	27.1	30.3	HT24156	HT24156RB8	241R56-3	HT24256	HT24256RB8	242R56-3			
	11	0.120	3.05	1.115	1.218	28.3	30.9	HT24158	HT24158RA8	241R58-3	HT24258	HT24258RA8	242R58-3	24ML58		
	12-13	0.109-0.095	2.77-2.41	1.127	1.263	28.6	32.1	HT24159	HT24159RA8	241R57-3	HT24259	HT24259RA8	242R57-3			
	14-17	0.083-0.058	2.11-1.47	1.180	1.322	30.0	33.6	HT24160	HT24160RA8	241R60-3	HT24260	HT24260RA8	242R60-3	24ML60		
18-22	0.049-0.028	1.24-0.71	1.224	1.365	31.1	34.7	HT24161	HT24161RA8	241R61-3	HT24261	HT24261RA8	242R61-3				
1-1/2" (38.1mm)	8	0.165	4.19	1.127	1.263	28.6	32.1	HT24159	HT24159RB8	241R57-3	HT24259	HT24259RB8	242R57-3	24ML59		
	9-10	0.148-0.134	3.76-3.40	1.180	1.322	30.0	33.6	HT24160	HT24160RB8	241R60-3	HT24260	HT24260RB8	242R60-3			
	11-12	0.120-0.109	3.05-2.77	1.224	1.365	31.1	34.7	HT24161	HT24161RB8	241R61-3	HT24261	HT24261RB8	242R61-3			
	13-14	0.095-0.083	2.41-2.11	1.285	1.415	32.6	35.9	HT24163	HT24163RA8		HT24263	HT24263RA8				
	15-17	0.072-0.058	1.83-1.47	1.325	1.455	33.7	36.9	HT24164	HT24164RA8	241R64-3	HT24264	HT24264RA8	242R64-3	24ML63		
18-22	0.049-0.028	1.24-0.71	1.361	1.490	34.6	37.9	HT24165	HT24165RA8	241R65-3	HT24265	HT24265RA8	242R65-3				



# ULTRA HAWK™

## Parallel Pin 3 Roll Condenser Expanders

### Tube Size


- 0.625" to 1.500" OD
- (15.9 to 38.1mm) OD



**For additional reaches, add "-XX" to the end of the part number for desired length.  
(ie. HX24131-12 signifies a 12" reach tool)**

3 Roll Expanders														
Tube Size			Expansion Range				Tube Sheet (Min/Max Reach 0.500" - 3.200" (12.7-81.3mm) Overall Roll Length 1-5/8" (41.3mm) **Overall Roll Length 1-1/2" (38.1mm)			Tube Sheet (Min/Max Reach 1.250" - 3.580" (31.8-90.9mm) Overall Roll Length 2-3/8" (60.3mm) ***Overall Roll Length 2-1/4" (57.15mm)			Common Mandrel	
OD	Wall Thickness		Inch		Metric		Expander Assembly		Roll Set (3 per set)	Expander Assembly		Roll Set (3 per set)		
	BWG	In	Metric	Min.	Max.	Min.	Max.	Flush		1/8" Recess	Flush		1/8" Recess	
5/8" (15.9mm)	12	0.109	2.77	0.392	0.447	10.0	11.3	HX24125	HX24125RB8	241R25-3**	HX24225	HX24225RB8	242R25-3***	24ML25
	13	0.095	2.41	0.425	0.482	10.8	12.3	HX24127	HX24127RB8	241R27-3**	HX24227	HX24227RB8	242R27-3***	24ML27
	14	0.083	2.11	0.449	0.506	11.4	12.8	HX24128	HX24128RA8	241R28-3	HX24228	HX24228RA8	242R28-3	24ML28
	15	0.072	1.83	0.471	0.524	12.0	13.3	HX24129	HX24129RA8	241R29-3	HX24229	HX24229RA8	242R29-3	24ML29
	16	0.065	1.65	0.485	0.538	12.3	13.7	HX24129B	HX24129BRA8		HX24229B	HX24229BRA8		
	17	0.058	1.47	0.499	0.564	12.7	14.3	HX24130	HX24130RA8	241R30-3	HX24230	HX24230RA8	242R30-3	24ML30
	18-19	0.049-0.042	1.24-1.07	0.517	0.584	13.1	14.8	HX24131	HX24131RA8	241R31-3	HX24231	HX24231RA8	242R31-3	24ML31
	20-22	0.035-0.028	0.89-0.71	0.540	0.609	13.7	15.5	HX24132	HX24132RA8	241R32-3	HX24232	HX24232RA8	242R32-3	24ML32
3/4" (19.1mm)	10	0.134	3.40	0.471	0.538	12.0	13.7	HX24129	HX24129RB8	241R29-3	HX24229	HX24229RB8	242R29-3	24ML29
	11	0.120	3.05	0.499	0.564	12.7	14.3	HX24130	HX24130RB8	241R30-3	HX24230	HX24230RB8	242R30-3	24ML30
	12	0.109	2.77	0.517	0.584	13.1	14.8	HX24131	HX24131RB8	241R31-3	HX24231	HX24231RB8	242R31-3	24ML31
	13	0.095	2.41	0.540	0.609	13.7	15.5	HX24132	HX24132RB8	241R32-3	HX24232	HX24232RB8	242R32-3	24ML32
	14	0.083	2.11	0.562	0.631	14.3	16.0	HX24133	HX24133RA8	241R33-3	HX24233	HX24233RA8	242R33-3	
	15-16	0.072-0.065	1.83-1.65	0.592	0.672	15.0	17.1	HX24134	HX24134RA8	241R34-3	HX24234	HX24234RA8	242R34-3	24ML34
	17-18	0.058-0.049	1.47-1.24	0.620	0.697	15.7	17.7	HX24135	HX24135RA8	241R35-3	HX24235	HX24235RA8	242R35-3	24ML35
	19-22	0.042-0.028	1.07-0.71	0.641	0.731	16.3	18.6	HX24136	HX24136RA8	241R36-3	HX24236	HX24236RA8	242R36-3	24ML36
7/8" (22.2mm)	10	0.134	3.40	0.592	0.672	15.0	17.1	HX24134	HX24134RB8	241R34-3	HX24234	HX24234RB8	242R34-3	24ML34
	11	0.120	3.05	0.620	0.697	15.7	17.7	HX24135	HX24135RB8	241R35-3	HX24235	HX24235RB8	242R35-3	24ML35
	12	0.109	2.77	0.641	0.731	16.3	18.6	HX24136	HX24136RB8	241R36-3	HX24236	HX24236RB8	242R36-3	24ML36
	13	0.095	2.41	0.655	0.745	16.6	18.9	HX24138	HX24138RA8	241R38-3	HX24238	HX24238RA8	242R38-3	
	14	0.083	2.11	0.675	0.765	17.1	19.4	HX24139	HX24139RA8	241R39-3	HX24239	HX24239RA8	242R39-3	24ML40
	15-16	0.072-0.065	1.83-1.65	0.715	0.800	18.2	20.3	HX24140	HX24140RA8		HX24240	HX24240RA8		
	17-19	0.058-0.049	1.47-1.07	0.743	0.828	18.9	21.0	HX24141	HX24141RA8	241R41-3	HX24241	HX24241RA8	242R41-3	24ML42
	20-22	0.035-0.028	0.89-0.71	0.795	0.865	20.2	22.0	HX24142	HX24142RA8	241R42-3	HX24242	HX24242RA8	242R42-3	24ML42
1" (25.4mm)	8	0.165	4.19	0.655	0.745	16.6	18.9	HX24138	HX24138RB8	241R38-3	HX24238	HX24238RB8	242R38-3	24ML36
	9	0.148	3.76	0.675	0.765	17.1	19.4	HX24139	HX24139RB8	241R39-3	HX24239	HX24239RB8	242R39-3	
	10	0.134	3.40	0.715	0.800	18.2	20.3	HX24140	HX24140RB8		241R41-3	HX24240	HX24240RB8	242R41-3
	11	0.120	3.05	0.743	0.828	18.9	21.0	HX24141	HX24141RB8	HX24241		HX24241RB8		
	12-13	0.109-0.095	2.77-2.41	0.769	0.866	19.5	22.0	HX24143	HX24143RA8	241R42-3	HX24243	HX24243RA8	242R42-3	24ML43
	14	0.083	2.11	0.799	0.896	20.3	22.7	HX24144	HX24144RA8	241R44-3	HX24244	HX24244RA8	242R44-3	24ML45
	15-16	0.072-0.065	1.83-1.65	0.841	0.922	21.4	23.4	HX24145	HX24145RA8		HX24245	HX24245RA8		
	17-19	0.058-0.042	1.47-1.07	0.872	0.968	22.1	24.6	HX24146	HX24146RA8	241R46-3	HX24246	HX24246RA8	242R46-3	24ML46
20-22	0.035-0.028	0.89-0.71	0.894	0.990	22.7	25.2	HX24147	HX24147RA8	241R47-3	HX24247	HX24247RA8	242R47-3		





Long Reach PN	Actual Max Reach	
	Short Roll	Long Roll
-8	7.200" (182.9mm)	7.580" (192.5mm)
-12	11.200" (284.5mm)	11.580" (294.1mm)
-18	17.200" (436.9mm)	17.580" (446.5mm)

Roll Part Number	Overall Roll Length	Effective Roll Length
241R25 - 241R27	1.500" (38.1mm)	1.187" (30.1mm)
241R28 - 241R42	1.625" (41.3mm)	1.301" (33.0mm)
241R43 - 241R65		1.239" (31.5mm)
242R21 - 242R27	2.250" (57.2mm)	1.937" (49.2mm)
242R28 - 242R42	2.365" (60.3mm)	2.051" (52.1mm)
242R43 - 242R65		1.989" (50.5mm)

3 Roll Expanders														
Tube Size			Expansion Range				Tube Sheet (Min/Max Reach 0.500" - 3.200" (12.7-81.3mm) Overall Roll Length 1-5/8" (41.3mm) **Overall Roll Length 1-1/2" (38.1mm)				Tube Sheet (Min/Max Reach 1.250" - 3.580" (31.8-90.9mm) Overall Roll Length 2-3/8" (60.3mm) ***Overall Roll Length 2-1/4" (57.15mm)			Common Mandrel
OD	Wall Thickness			Inch		Metric		Expander Assembly		Roll Set (3 per set)	Expander Assembly		Roll Set (3 per set)	
	BWG	In	Metric	Min.	Max.	Min.	Max.	Flush	1/8" Recess		Flush	1/8" Recess		
1-1/8" (28.6mm)	8	0.165	4.19	0.769	0.866	19.5	22.0	HX24143	HX24143RB8	241R42-3	HX24243	HX24243RB8	242R42-3	24ML43
	9	0.148	3.76	0.799	0.896	20.3	22.7	HX24144	HX24144RB8	241R44-3	HX24244	HX24244RB8	242R44-3	
	10	0.134	3.40	0.841	0.922	21.4	23.4	HX24145	HX24145RB8		241R46-3	HX24245		HX24245RB8
	11-12	0.120-0.109	3.05-2.77	0.872	0.968	22.1	24.6	HX24146	HX24146RB8	241R47-3		HX24246	HX24246RB8	242R47-3
	13	0.095	2.41	0.894	1.009	22.7	25.6	HX24149	HX24149RA8		241R50-3	HX24249	HX24249RA8	
	14-15	0.083-0.072	2.11-1.83	0.924	1.039	23.5	26.4	HX24150	HX24150RA8	241R52-3		HX24250	HX24250RA8	242R50-3
	16-18	0.065-0.049	1.65-1.24	0.978	1.078	24.8	27.4	HX24151	HX24151RA8		241R55-3	HX24251	HX24251RA8	
19-22	0.042-0.028	1.07-0.71	1.016	1.116	25.8	28.4	HX24152	HX24152RA8	241R52-3	HX24252		HX24252RA8	242R52-3	
1-1/4" (31.8mm)	8	0.165	4.19	0.894	1.009	22.7	25.6	HX24149	HX24149RB8	241R47-3	HX24249	HX24249RB8	242R47-3	24ML49
	9	0.148	3.76	0.924	1.039	23.5	26.4	HX24150	HX24150RB8	241R50-3	HX24250	HX24250RB8	242R50-3	
	10-11	0.134-0.120	3.40-3.05	0.962	1.083	24.4	27.5	HX24153	HX24153RA8	241R53-3	HX24253	HX24253RA8	242R53-3	24ML53
	12-13	0.109-0.095	2.77-2.41	1.012	1.128	25.7	28.7	HX24155	HX24155RA8	241R52-3	HX24255	HX24255RA8	242R52-3	24ML55
	14-17	0.083-0.058	2.11-1.47	1.066	1.195	27.1	30.3	HX24156	HX24156RA8	241R56-3	HX24256	HX24256RA8	242R56-3	24ML56
18-22	0.049-0.028	1.24-0.71	1.112	1.240	28.2	31.5	HX24157	HX24157RA8	241R57-3	HX24257	HX24257RA8	242R57-3		
1-3/8" (34.9mm)	8	0.165	4.19	1.012	1.128	25.7	28.7	HX24155	HX24155RB8	241R52-3	HX24255	HX24255RB8	242R52-3	24ML55
	9-10	0.148-0.134	3.76-3.40	1.066	1.195	27.1	30.3	HX24156	HX24156RB8	241R56-3	HX24256	HX24256RB8	242R56-3	24ML56
	11	0.120	3.05	1.115	1.218	28.3	30.9	HX24158	HX24158RA8	241R58-3	HX24258	HX24258RA8	242R58-3	24ML58
	12-13	0.109-0.095	2.77-2.41	1.127	1.263	28.6	32.1	HX24159	HX24159RA8	241R57-3	HX24259	HX24259RA8	242R57-3	24ML59
	14-17	0.083-0.058	2.11-1.47	1.180	1.322	30.0	33.6	HX24160	HX24160RA8	241R60-3	HX24260	HX24260RA8	242R60-3	24ML60
18-22	0.049-0.028	1.24-0.71	1.224	1.365	31.1	34.7	HX24161	HX24161RA8	241R61-3	HX24261	HX24261RA8	242R61-3		
1-1/2" (38.1mm)	8	0.165	4.19	1.127	1.263	28.6	32.1	HX24159	HX24159RB8	241R57-3	HX24259	HX24259RB8	242R57-3	24ML59
	9-10	0.148-0.134	3.76-3.40	1.180	1.322	30.0	33.6	HX24160	HX24160RB8	241R60-3	HX24260	HX24260RB8	242R60-3	24ML60
	11-12	0.120-0.109	3.05-2.77	1.224	1.365	31.1	34.7	HX24161	HX24161RB8	241R61-3	HX24261	HX24261RB8	242R61-3	
	13-14	0.095-0.083	2.41-2.11	1.285	1.415	32.6	35.9	HX24163	HX24163RA8		HX24263	HX24263RA8		
	15-17	0.072-0.058	1.83-1.47	1.325	1.455	33.7	36.9	HX24164	HX24164RA8	241R64-3	HX24264	HX24264RA8	242R64-3	24ML63
	18-22	0.049-0.028	1.24-0.71	1.361	1.490	34.6	37.9	HX24165	HX24165RA8	241R65-3	HX24265	HX24265RA8	242R65-3	



# MONSTER HAWK™

## Hydraulically-Driven Assisted Tube Rolling System



### When every second counts.

True parallel pin rolling with the highest productivity of any system.

*Elliott's Monster Hawk is a hydraulically driven parallel tube rolling system. Offering the speed, power and productivity of a hydraulic motor with the precision and control of an electronic system, it maximizes productivity by providing the fastest cycle times for mechanical expansion while eliminating costly rework from less precise methods.*

The system offers true parallel pin rolling, which can reduce the stress created on welded tube joints when compared to tapered rolling.

Combining a hydraulically driven power head with Elliott's patent pending Direct Torque™ technology, operators simply set a target torque and start rolling. The system monitors torque and provides consistently precise wall reductions for every expansion.

The Monster Hawk's articulated arm supports the weight and absorbs the torque of the rolling motor using a pneumatic counterbalance, which allows the operator to effortlessly move the motor into position.

Ergonomically roll a large area of tubes without readjusting the Monster Hawk, with its large radial reach. For convenient transportation of the unit, it is equipped with heavy-duty casters, forklift pockets and a hoist ring.





# MONSTER HAWK™

## Hydraulically-Driven Assisted Tube Rolling System

### Increased Productivity

#### Blazingly Fast, Same Precise Control

Increase speed with up to twice the speed of tapered rolling while expanding each tube to spec with Direct Torque™ electronic control system.

#### Automatic Tool Lubrication

Through the cage Auto-Lubrication increases tool life by providing automatic expander lubrication exactly where it's needed, through the cage and directly to the rolls and mandrels. No messy cleanup by providing the right amount of lube with each expansion.

#### Change Tooling Quickly

Quickly change out Elliott's long-lasting PX24 Series Parallel Condenser Expanders with the built-in quick-change chuck system.

### Consistent Tube Expansion

#### Roll Every Tube To Spec

Direct Torque™ measures the torque and controls system functions regardless of fluctuations in hydraulic oil temperatures. Allowing you to roll to the target wall reduction each time to eliminate costly re-rolling.

#### Increase Tool Life

Swivel Mount securely supports the Power Head to relieve weight stress and increase expander life.

### Operator Friendly

#### Operator Friendly Controls

No need to understand hydraulic pressures with the easy to use control panel, the operator simply sets the torque.

#### Instant On

Allows the operator to start rolling immediately without waiting for the hydraulics to warm up.

#### Hydraulic Oil Cooler

Keeps the hydraulic oil cool in even the most demanding applications.

### Quick & Easy Setup

#### Get Up & Running Quickly

Fully assembled articulated arm minimizes setup time. Just attach the power head to the arm and get started.

#### Easy To Move

Heavy-duty casters, forklift pockets, and hoist ring, provide a variety of methods to easily move the Monster Hawk around the facilities.

#### Simple To Setup

Filter/Regulator with Lubricator allows for simple setup of the Monster Hawk and decreases maintenance by extending the life of the pneumatic counterbalance and air motor.



*More Reach, Less Re-Adjusting*



*True Parallel Pin Tube Rolling*



*Roll Every Tube To Spec*



*Up To 2x The Speed Of Conventional Rolling*



*Automatic Through-The-Cage Tool Lubrication*



# MONSTER HAWK™

## Hydraulically-Driven Assisted Tube Rolling System

### Safe & Ergonomic

#### Supports Tool Weight

Pneumatic Counterbalance decreases operator fatigue by absorbing torque and allowing effortless positioning of the arm and rolling motor.

#### Effortless Positioning

The Articulated Arm increases operator ergonomics and decreases operator fatigue by supporting tool weight.

#### More Reach, Less Re-Adjusting

Large reach radius increases productivity by allowing a large area of tubes to be rolled without re-adjusting the unit.

#### Built-in Safety Features

Safety Control Valve protects the operator by eliminating a sudden drop of the articulated arm in case of pneumatic air loss.

#### Works Great In Smaller Work Spaces

Weighted Pedestal allows for convenient placement of the Monster Hawk, even in a small workspace, with its compact design and small footprint.



Supports Tool Weight

Monster Hawk Specifications	
Horizontal Radius Reach	7'
Minimum Vertical Reach	24"
Maximum Vertical Reach	84"
Working Area/Footprint	91" height
	42.5" width (base)
	42.0" depth (base)
Unit Weight	1,690 lbs.
Hydraulic Pump Electric Motor	15 HP
Hydraulic Oil Tank Capacity	20 gallon
Min/Max Torque	5 ft-lbs / 70 ft-lbs



Easy To Move

Monster Hawk Packages		
Tube OD Range	Monster Hawk Package	Voltage
3/4" - 1" (19.05 - 25.4mm)	PXS230	230 / 3PH
	PXS460	460 / 3PH

*\*Each Monster Hawk Package includes the Monster Hawk, Articulated Arm, Hydraulic Drive Source, Electronic Control System and Filter/Regulator. Other voltage configurations available upon request.*



Operator Friendly Controls



# MONSTER HAWK™ - PX24 Series

## 3 Roll Parallel Pin Condenser Expanders

### Tube Size

- 0.750" to 1.000" OD
- (19.1 to 25.4mm) OD



3 Roll Monster Hawk Expanders

Tube Size		Expansion Range						Tube Sheet 3/4" - 3-3/4" (12.7-101.6mm) Overall Roll Length 1-5/8" (41.3mm)				Tube Sheet 1-1/2" - 4-1/8" (31.8-111.1mm) Overall Roll Length 2-3/8" (60.3mm)				Common Mandrel	Lube Spacer
OD	Wall Thickness			Inch		Metric		Expander Assembly		Roll Set (3 per set)	Expander Assembly		Roll Set (3 per set)				
	BWG	In	Metric	Min.	Max.	Min.	Max.	Flush	1/8" Recess		Flush	1/8" Recess					
3/4" (19.1mm)	10	0.134	3.40	0.471	0.538	12.0	13.7	PX24129	PX24129RB8	241R29-3	PX24229	PX24229RB8	242R29-3	PX24M29	PX24LS29		
	11	0.120	3.05	0.499	0.564	12.7	14.3	PX24130	PX24130RB8	241R30-3	PX24230	PX24230RB8	242R30-3	PX24M30	PX24LS30		
	12	0.109	2.77	0.517	0.584	13.1	14.8	PX24131	PX24131RB8	241R31-3	PX24231	PX24231RB8	242R31-3	PX24M31	PX24LS31		
	13	0.095	2.41	0.540	0.609	13.7	15.5	PX24132	PX24132RB8	241R32-3	PX24232	PX24232RB8	242R32-3	PX24M32	PX24LS32		
	14	0.083	2.11	0.562	0.631	14.3	16.0	PX24133	PX24133RA8	241R33-3	PX24233	PX24233RA8	242R33-3				
	15-16	0.072-0.065	1.83-1.65	0.592	0.672	15.0	17.1	PX24134	PX24134RA8	241R34-3	PX24234	PX24234RA8	242R34-3	PX24M34	PX24LS34		
	17-18	0.058-0.049	1.47-1.24	0.620	0.697	15.7	17.7	PX24135	PX24135RA8	241R35-3	PX24235	PX24235RA8	242R35-3	PX24M35	PX24LS35		
1" (25.4mm)	10	0.134	3.40	0.715	0.800	18.2	20.3	PX24140	PX24140RB8	241R39-3	PX24240	PX24240RB8	242R39-3	PX24M40	PX24LS40		
	11	0.120	3.05	0.743	0.828	18.9	21.0	PX24141	PX24141RB8	241R41-3	PX24241	PX24241RB8	242R41-3				
	12-13	0.109-0.095	2.77-2.41	0.769	0.866	19.5	22.0	PX24143	PX24143RA8	241R42-3	PX24243	PX24243RA8	242R42-3	PX24M43	PX24LS43		
	14	0.083	2.11	0.799	0.896	20.3	22.7	PX24144	PX24144RA8	241R44-3	PX24244	PX24244RA8	242R44-3				
	15-16	0.072-0.065	1.83-1.65	0.841	0.922	21.4	23.4	PX24145	PX24145RA8		PX24245	PX24245RA8		PX24M45	PX24LS45		



3 Roll 8" Reach Monster Hawk Expanders

Tube Size		Expansion Range						Tube Sheet 1/2" - 8" (12.7-203.2mm) Overall Roll Length 1-5/8" (41.3mm)				Tube Sheet 1-1/4" - 8-3/8" (31.8-212.7mm) Overall Roll Length 2-3/8" (60.3mm)				Common Mandrel	Lube Spacer
OD	Wall Thickness			Inch		Metric		Expander Assembly		Roll Set (3 per set)	Expander Assembly		Roll Set (3 per set)				
	BWG	In	Metric	Min.	Max.	Min.	Max.	Flush	1/8" Recess		Flush	1/8" Recess					
3/4" (19.1mm)	10	0.134	3.40	0.471	0.538	12.0	13.7	PX24129-8	PX24129RB8-8	241R29-3	PX24229-8	PX24229RB8-8	242R29-3	PX24M29-8	PX24LS29		
	11	0.120	3.05	0.499	0.564	12.7	14.3	PX24130-8	PX24130RB8-8	241R30-3	PX24230-8	PX24230RB8-8	242R30-3	PX24M30-8	PX24LS30		
	12	0.109	2.77	0.517	0.584	13.1	14.8	PX24131-8	PX24131RB8-8	241R31-3	PX24231-8	PX24231RB8-8	242R31-3	PX24M31-8	PX24LS31		
	13	0.095	2.41	0.540	0.609	13.7	15.5	PX24132-8	PX24132RB8-8	241R32-3	PX24232-8	PX24232RB8-8	242R32-3	PX24M32-8	PX24LS32		
	14	0.083	2.11	0.562	0.631	14.3	16.0	PX24133-8	PX24133RA8-8	241R33-3	PX24233-8	PX24233RA8-8	242R33-3				
	15-16	0.072-0.065	1.83-1.65	0.592	0.672	15.0	17.1	PX24134-8	PX24134RA8-8	241R34-3	PX24234-8	PX24234RA8-8	242R34-3	PX24M34-8	PX24LS34		
	17-18	0.058-0.049	1.47-1.24	0.620	0.697	15.7	17.7	PX24135-8	PX24135RA8-8	241R35-3	PX24235-8	PX24235RA8-8	242R35-3	PX24M35-8	PX24LS35		
1" (25.4mm)	10	0.134	3.40	0.715	0.800	18.2	20.3	PX24140-8	PX24140RB8-8	241R39-3	PX24240-8	PX24240RB8-8	242R39-3	PX24M40-8	PX24LS40		
	11	0.120	3.05	0.743	0.828	18.9	21.0	PX24141-8	PX24141RB8-8	241R41-3	PX24241-8	PX24241RB8-8	242R41-3				
	12-13	0.109-0.095	2.77-2.41	0.769	0.866	19.5	22.0	PX24143-8	PX24143RA8-8	241R42-3	PX24243-8	PX24243RA8-8	242R42-3	PX24M43-8	PX24LS43		
	14	0.083	2.11	0.799	0.896	20.3	22.7	PX24144-8	PX24144RA8-8	241R44-3	PX24244-8	PX24244RA8-8	242R44-3				
	15-16	0.072-0.065	1.83-1.65	0.841	0.922	21.4	23.4	PX24145-8	PX24145RA8-8		PX24245-8	PX24245RA8-8		PX24M45-8	PX24LS45		



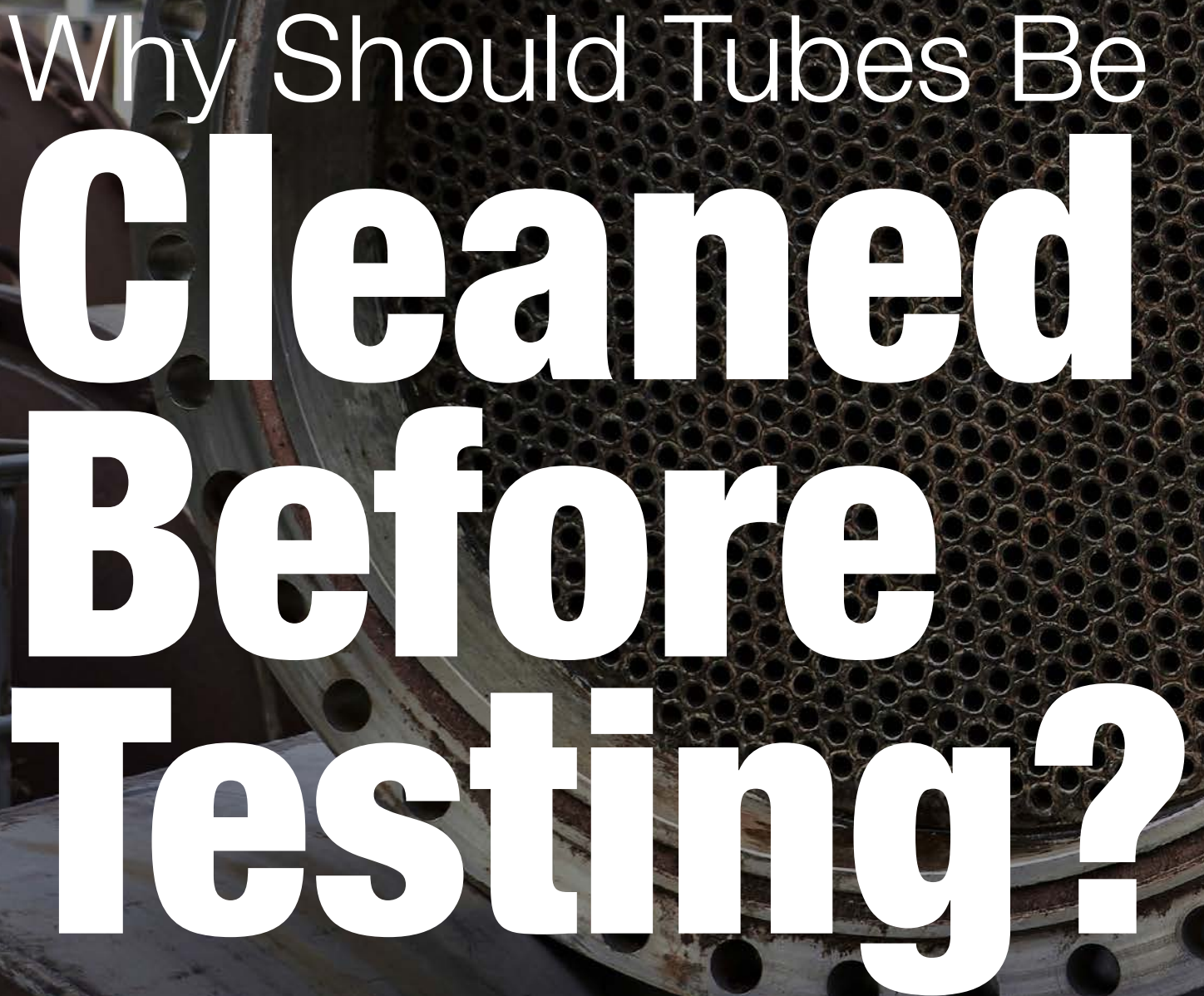


# CLEAN

Jumbo Jiffy Gun .....	104
5224XL & 5125 Heat Exchanger Cleaners...	106
Roto-Jet .....	110
Die-Hard.....	116
Soot Buster.....	118
Turbine Style Straight Tube Cleaner .....	122
Turbine Style Curved Tube Cleaner .....	129
Turbine Style Tube Cleaner Accessories & Cleaning Heads.....	142
Operating Hoses.....	143
Aluminum Siphon Tube Cleaner .....	144
Gas Line Renewal.....	145
Pipe Rattling Equipment .....	146
ET Series Oil Field Pipeyard Cleaning Heads & Motors .....	147







Why Should Tubes Be  
**Cleaned**  
**Before**  
**Testing?**

Tubes within vessels need to be regularly tested for leaks for several reasons. If problems are suspected, either from unusual occurrences or decreased efficiency, there is a high likelihood that a leak is present. Additionally, it is important to test vessels in use during routine maintenance periods in order to maintain high efficiency and safety standards.

One of the most overlooked best practices for finding tube leaks is to clean the tubes before testing. If the tube is not cleaned before testing, tube leaks can go undetected. On the other hand, if a tube is not cleaned properly, any residue that is left in the tube can result in a false reading and potentially increase maintenance costs.

False negatives occur when tube holes are covered up by deposits. When the test gun is inserted into the tube and pressure is maintained, debris can be forced inside of a leak path, disguising the presence of a leak. This can cause issues later on once the debris is dislodged and the tube continues to leak. False positive readings can also occur if tubes

are not properly cleaned. If debris or excess lubricant is present in the ID of the tube it can cause the seal to slip and not expand properly. Without proper seal expansion, the test gun would show a false positive result, resulting in tubes being plugged unnecessarily.

Another issue that can occur from not cleaning tubes has to do with the tester itself. Vacuum tube testers have a screen inside the venturi nozzle that can become clogged from the deposit and debris inside the tube. If this occurs, the test gun will not be able to create a sufficient vacuum inside the tube. Small particles can also pass through the screen and collect on the check valve, preventing it from operating correctly. If the check valve does not work, it will allow air to pass into the tube, resulting in a false reading (a leak will be indicated where in fact there is no leak).

Overall, it is important that tubes are properly cleaned prior to testing for leaks. If tubes are not clean or if an improper cleaning method is used, it can result in false readings and potentially increase maintenance costs later on.



# Jumbo Jiffy Gun

## Shoot Through Tube Cleaning System

### Tube Size

- 3/8" to 1-1/4" OD
- 9.5 to 31.8mm OD

### Tube Section

- Straight

### Type

- Soft, gummy or organic

### Thickness

- Light
- Medium

### Flush

- Wet

The Jumbo Jiffy Gun is powered by an air and water combination to propel a wide range of reusable shoot through devices. Soft deposits such as mud and algae are removed from the tube in seconds!

Elliott's Jumbo Jiffy Gun Tube Cleaning System is the preferred method for cleaning condenser tubes in power utility plants, pulp, paper, steel mills and petrochemical plants.

### Features & Benefits:

- Tapered nozzle covers wide range of sizes eliminating need for multiple nozzle sizes.
- Utilizes reusable shoot through devices for lower cost.
- Cleans without damaging tubes.
- On board pet cock to relieve pressure in clogged tubes.

### Spares & Accessories:

- 5371CL Lexan Shield\*
- Tapered Nozzle (See table on right.)\*
- 5371NA Nozzle Adapter\*
- P5371N15 Air Hose Whip 15' (4.6M) Long
- P5371N25 Air Hose Whip 25' (7.6M) Long
- P5371N50 Air Hose Whip 50' (15.2M) Long
- P5371N100 Air Hose Whip 100' (30.5M) Long
- P5224-12-15 Water Hose Whip 15' (4.6M) Long
- P5224-12-25 Water Hose Whip 25' (7.6M) Long
- P5224-12-50 Water Hose Whip 50' (15.2M) Long
- P5224-12-100 Water Hose Whip 100' (30.5M) Long

\* Included In Kit



### Jiffy Gun Kit includes:

- Jumbo Jiffy Gun and Tapered Nozzle Assembly
- Tapered Nozzle
- Nozzle Adapter
- Lexan Shield
- 7-1/2' (2.3M) Water Hose Whip
- 7-1/2' (2.3M) Air Hose Whip
- Carrying Case

Tube OD		Kit Number	Tapered Nozzle	Air Pressure	Max Water Pressure	Weight
Inch	mm					
3/8" - 1/2"	9.5-12.7	5371CK0	5371-0608	45-90 PSI (3.1-6.2 bar)	50 PSI (3.4 bar)	3.5 lbs (1.6 Kg)
3/4"	19	5371CK1	5371-12			
7/8" - 1"	22-25	5371CK2	5371-1416			
1-1/8" - 1-1/4"	26-32	5371CK3	5371-1820			





# Jumbo Jiffy Gun Shoot Through Cleaners



## 5022 Series

Shoot through brush commonly used for soft and organic deposits with light thickness.

Tube OD	BWG	Part #	Tube OD	BWG	Part #
1/2" (12.7mm)	12	5022-312	7/8" (22.2mm)	12	5022-687
	13			13	
	14	5022-342		14	5022-730
	15	5022-375		15	5022-750
	16			16	
	17	5022-396		17	5022-782
	18	5022-437		18	5022-812
	19			19	
	20			20	
	21	5022-460		21	5022-845
22	22				
5/8" (15.9mm)	12	5022-437	1" (25.4mm)	12	5022-812
	13			13	
	14	5022-472		14	5022-858
	15	5022-500		15	5022-875
	16			16	
	17	5022-524		17	5022-912
	18	5022-562		18	5022-937
	19			19	
	20			20	
	21	5022-580		21	5022-975
22	22				
3/4" (19.1mm)	12	5022-562	1-1/8" (28.6mm)	12	5022-937
	13			13	
	14	5022-602		14	5022-985
	15	5022-625		15	5022-1000
	16			16	
	17	5022-654		17	5022-1041
	18	5022-687		18	5022-1057
	19			19	5022-1076
	20			20	
	21	5022-715		21	5022-1091
22	22				



# 5224XL & 5125 Series Heat Exchanger Cleaners

## Tube Size

- 0.345" to 1.902" ID
- 8.76mm to 48.31mm ID

## Tube Section

- Straight

## Type

- Soft, gummy or organic
- Hard powder
- Rock solid

## Thickness

- Light
- Medium
- Heavy


## Flush

- Wet
- Dry

Elliott Tool's Heat Exchanger Tube Cleaners utilize a rigid shaft to provide high torque cleaning to remove hard deposits often found in heat exchanger tubes. These cleaners are ideal for use in sugar mills, paper mills, chemical plants, and oil refineries.

The trigger-operated cleaner features an air-powered motor that remains external to the tube, providing a powerful rotary motion to the shaft and cleaning tool. The 5224XL utilizes water flush operation to wash away all those loose deposits.

Air purge models are also available for any cleaning application where water flush can not be used. Contact Customer Service for details.



## Features & Benefits:

- High torque for hard or gummy deposits.
- 5125 heavy duty motor ideal for refineries.
- Standard model features water flush operation, convenient for flushing away loose deposits.
- Lightweight and powerful.
- Safer & much less expensive than water blasting.

## Spares & Accessories:

- P5370N 7-1/2 ft. (2.3M) Water Hose Whip (for 5224XL)
- P5224-12 7-1/2 ft. (2.3M) Air Hose Whip (for 5224XL)
- 835200-25 25 ft. (7.6M) Air Hose Whip (for 5125)
- 835200-50 50 ft. (15.2M) Air Hose Whip (for 5125)
- 512513 Paddles (1 set) (for 5125)
- See page 108 for brushes & drills



5224XL & 5125 Specifications

Cleaner	ID Range	RPM	Air Hose Supply	Air Specifications	Water Specifications	Motor Weight
5224XL	0.305" - 1.032" (7.75 - 26.21mm)	1,500	1/2" (12.7mm) Air Hose Supply	45 CFM (1.3 M <sup>3</sup> /min.) @ 90 PSI (6.2 bar)	50 PSI (3.4 bar) Water Pressure	6 lbs. (2.72 Kg.)
5125	0.481" - 1.902" (12.22 - 48.31mm)	1,600	1" (25.0mm) Filtered Air Hose Supply	175 CFM (5.0 M <sup>3</sup> /min.) @ 90 PSI (6.2 bar)		35 lbs. (15.9 Kg)



# 5224XL & 5125 Series Motor Coupling

## Motor Coupling- Connects 5224XL and 5125 Motor to Motor Shaft



**Motor Coupling**  
Connects to the 5125 or 5224XL cleaner.



**Motor Shaft**  
Connects Motor Coupling to the Extension Coupling.



**Extension Coupling**  
Connects Motor Shaft to the Extension Shaft.



**Extension Shaft**  
Extends the reach of the cleaning tool by 5' (1.5M)

Elliott Tool offers a number of shafts and couplings to be used with the 5224XL and 5125 Heat Exchanger Tube Cleaners to accommodate different tube sizes and tube lengths.

Tube ID Range	Cleaning Shaft OD	*Motor Shaft Part #	Motor Shaft Thread Size	Motor Coupling Part #	**Extension Coupling Gasket Part #	Extension Coupling Part #	Extension Shaft Part #
0.345" - 0.370" (8.76 - 9.40 mm)	1/4" (6.4mm)	5212-(FT)	#8-32 UNC	5212C			
0.370" - 0.407" (9.40 - 10.32 mm)	5/16" (7.9mm)	5213-(FT)	#10-32 F	5213C			
0.435" - 0.459" (11.05 - 11.66 mm)	3/8" (9.5mm)	5214-(FT)	1/4-20 F	5214C	N/A	501406	5014-(FT)
0.481" - 0.560" (12.22 - 14.22 mm)	7/16" (11.1mm)	5215-(FT)	5/16-18 F	5215C	P5034A	CS113106	5015-(FT)
0.584" - 0.685" (14.83 - 16.56 mm)	1/2" (12.7mm)	5216-(FT)	3/8-16 F	5216C	P5034B	CS113206	5016-(FT)
0.709" - 0.810" (18.01 - 20.57 mm)	5/8" (15.9mm)	5218-(FT)		5218C	P5034C	CS113406	5018-(FT)
0.834" - 1.06" (21.18 - 22.91 mm)	3/4" (19.1mm)	5219-(FT)	1/2-13 F	5219C	P5034D	CS113506	5059-(FT)
1.084" - 1.902" (27.53 - 43.31 mm)	7/8" (22.2mm)	5220-(FT)	5/8"-11 F	5220C	P5034E	CS113606	5060-(FT)

Note: \* Specify shaft length in feet (i.e. 5213-5). \*\* Included with each Extension Coupling, except where noted. For Additional Lengths and Sizes Contact Customer Service.

Tube ID Range	5125 Series Kits		Tube ID Range	5224XL Series Kits	
	Water Flush	Air Flush		Water Flush	Air Flush
0.481" - 0.56" (12.22 - 14.22 mm)	5125-43	5125AP43	0.37" - 0.407" (9.40 - 10.32 mm)	5224XL31	5224XLBMC31
0.584" - 0.685" (14.83 - 16.56 mm)	5125-50	5125AP50	0.435" - 0.459" (11.05 - 11.66 mm)	5224XL37	5224XLBMC37
0.709" - 0.81" (18.01 - 20.57 mm)	5125-62	5125AP62	0.481" - 0.560" (12.22 - 14.22 mm)	5224XL43	5224XLBMC43
0.834" - 1.06" (21.18 - 22.91 mm)	5125-75	5125AP75	0.584" - 0.685" (14.83 - 16.56 mm)	5224XL50	5224XLBMC50
1.084" - 1.902" (27.53 - 43.31 mm)	5125-87	5125AP87	0.709" - 0.81" (18.01 - 20.57 mm)	5224XL62	5224XLBMC62
			0.834" - 1.032" (21.18 - 22.91 mm)	5224XL75	5224XLBMC75

Kit Includes: Cleaner Motor, Wrench, Hex Key, Set of Paddles, 15ft. (1.5M) Water Feed Hose, Motor Coupling, 5 ft. (1.5) Motor Shaft, (3) 5ft (1.5M) Extension Shafts, Extension Coupling, Lubricator.

Kit Includes: Cleaner Motor, Wrench, Tool Box, 5 ft. (1.5M) Motor Shaft, Motor Coupling, (3) 5ft. (1.5M) Extension Shafts, Extension Coupling, Set of Paddles, Filter/Lubricator, 7-1/2ft. (2.3M) Hose Whip.



# 5224XL & 5125 Series

## Heat Exchanger Cleaner - Brushes & Drills

**CT Drill**  
For Hard Deposits



**El Paso Drill**  
For Soft Deposits



**Drill Tip**  
For Gummy Deposits



**Twist Drill**  
Carbide tipped for hard deposits



**Fulfilled Brush**  
For Powder Deposits and Polishing



Tube ID		CT Drill	Thread
Inch	mm		
0.213	5.4	5029-203	#5-40
0.306	7.8	5029-296	#8-32
0.370	9.4	5029-359	#10-32
0.402	10.2	5029-390	
0.435	11.0	5029-422	1/4-20
0.459	11.7	5029-446	
0.481	12.2	5029-446A	5/16-18
0.495	12.6	5029-480	
0.527	13.4	5029-512	3/8-16
0.797	20.2	5029-787	
0.834	21.2	5029-812	1/2-13
0.870	22.1	5029-848	
0.902	22.9	5029-880	5/8-11
0.965	24.5	5029-955	
1.039	26.4	5029-1029	5/8-11
1.062	27.0	5029-1052	
1.210	30.7	5029-1200	5/8-11
1.260	32.0	5029-1250	
1.348	34.2	5029-1338	5/8-11
1.380	35.1	5029-1370	

Tube ID		El Paso Drill	Thread
Inch	mm		
0.306	7.8	5005-296	#8-32
0.338	8.6	5005-328	
0.370	9.4	5005-359	#10-32
0.402	10.2	5005-390	
0.435	11.0	5005-422	1/4-20
0.478	12.1	5005-468	
0.495	12.6	5005-480	5/16-18
0.527	13.4	5005-512	
0.555	14.1	5005-544	1/2-13
0.834	21.2	5005-812	
0.870	22.1	5005-848	5/8-11
0.902	22.9	5005-880	
0.965	24.5	5005-955	5/8-11
1.062	27.0	5005-1052	
1.215	30.9	5005-1200	5/8-11
1.290	32.8	5005-1280	
1.356	34.4	5005-1338	5/8-11
1.384	35.2	5005-1370	
1.478	37.5	5005-1468	5/8-11
1.510	38.4	5005-1492	
1.584	40.2	5005-1562	

Tube ID		Twist Drill	Thread
Inch	mm		
0.291	7.4	5172-281	#10-32
0.435	11.0	5172-426	1/4-20
0.481	12.2	5172-475	5/16-18
0.532	13.5	5172-507	
0.584	14.83	5172-564	3/8-16
0.620	15.75	5172-600	
0.652	16.56	5172-632	1/2-13
0.709	18.01	5172-689	
0.745	18.92	5172-725	5/8-11
0.777	19.74	5172-757	
0.834	21.2	5172-814	5/8-11
0.870	22.1	5172-850	
0.902	22.9	5172-882	5/8-11
0.972	24.7	5172-962	
1.070	27.2	5172-1060	5/8-11
1.210	30.7	5172-1200	
1.228	31.2	5172-1218	5/8-11
1.260	32.0	5172-1250	
1.325	33.7	5172-1315	5/8-11
1.365	34.7	5172-1355	

Tube ID		Drill Tip	Thread
Inch	mm		
0.435	11.0	5100-422	1/4-20
0.481	12.2	5100-468	5/16-18
0.495	12.6	5100-480	
0.527	13.4	5100-512	1/2-13
0.560	14.2	5100-544	
0.810	20.6	5100-790	5/8-11
0.834	21.2	5100-812	
0.870	22.1	5100-848	5/8-11
0.902	22.9	5100-880	

Tube ID		Fulfilled Brush	Thread
Inch	mm		
0.459	11.7	5226B28	1/4-20
0.481	12.2	5226C28	5/16-18
0.495	12.6	5226C30	
0.527	13.4	5226C32	3/8-16
0.560	14.2	5226C34	
0.810	20.6	5226D50	1/2-13
0.834	21.2	5226E52	
0.870	22.1	5226E54	5/8-11
0.902	22.9	5226E56	

\* Brush standard material is steel, brushes are also available in brass and stainless steel materials.



# Elliott Cleaners Excel

## During A Major Tube Cleaning Project



“ Our client was very pleased with the results from our work with Elliott’s equipment because the job was done faster and at better quality than with any other contractor on this application. ”

-Sheik Mohammed

We purchased last year several cleaning motors from Elliott Tool for use on a project with a major client cleaning over 8,000 tubes. Our client was very pleased with the results from our work with this equipment because the job was done faster and at better quality than with any other contractor on this application.

More recently the client even wrote an internal memo to other departments in their company suggesting Majed Alrammah and Elliott Tool be the top consideration for future cleaning jobs.

Three separate contractors attempted to clean this very challenging application which is summarized below. One contractor used high pressure water blasting to practically no effect.

Vessel: Fin Fan Cooler  
Type of deposit: Rock Solid.  
Composition: Calcium carbonate.  
Thickness of deposit: 75%, entire length  
Tube section: Straight, horizontal

Tube OD: 1”  
Tube wall thickness: 14 BWG  
Tube material: Carbon steel  
Tube length: 18 M  
Tubes cleaned: >8,000

Elliott’s Roto Jet I and air motor were used to drive the cleaning heads. The Roto Jet I was most commonly used, but when near complete tube blockage was encountered, the air motor was used. The two cleaning heads used were Elliott’s Cone Cutter and Twist Drill. The Cone Cutter worked best, though in places where the tubes sagged due to long lengths we used the Elliott Twist Drill to good effect. It would take 6-10 minutes to clean an 18 meter long tube.

Elliott Tool’s product quality and customer support is something Majed A Alrammah can depend on implicitly and I can highly recommend that you consider Elliott Tool.



Sheik Mohammed  
Majed A. Alrammah  
General Contracting Est.



# Roto-Jet

## Rotary Tube Cleaning Systems

### Tube Size

- 0.250" to 3.000" ID
- 6.35 to 76.2mm ID

### Tube Section

- Straight
- Curved

### Type

- Soft, gummy or organic

### Thickness

- Light
- Medium

### Flush

- Wet
- Dry

Elliott Tool Roto-Jet Cleaning Systems are an effective solution to increasing chiller, condenser, and other heat exchanger efficiency.

Elliott Tool offers a variety of Roto-Jet Tube Cleaners to suit your specific application needs:

#### Roto-Jet I Series

Electric heavy duty models 0620AR (110V) and 0820AR (220V) are ideal for mechanical contractors that perform tube cleaning on a regular basis. Equipped with a 1 HP motor, these cleaners are powerful yet simple to use due to their reversing capability.


#### Roto-Jet II Series

Electric models 0650R (110V) and 0750R (220V) are recommended for operating sites such as hospitals, schools, and other institutions that perform tube cleaning on a periodic basis. Equipped with a 1/2 HP motor, these cleaners are economical and reversible, making them easy to operate and handle.

#### Pneumatic Roto-Jet

Model 0420 is a pneumatic tube cleaner with a powerful 4 HP motor to clean tubes where electricity is not readily available. The 0420 is perfect for tube cleaning performed in power utility plants and paper, steel, and sugar mills.

All of the Roto-Jet Tube Cleaning Systems use flexible shafts and cleaning tools to flush deposits free from the tubes, enabling you to increase heat transfer efficiencies while reducing your heat transfer costs.



#### Features & Benefits:

- Heavy duty shaft for cleaning heavy deposits.
- Flexible shaft with water flush for removal of deposits in curved tubes.
- Storage compartment for foot pedal, controls, & supplies.
- Lightweight and sized for confined work spaces.
- Uses standard flex shafts for easy maintenance.
- Ground fault isolation for increased operator safety.
- Roto-Jet II (220V) is CE mark certified.

Part #	Voltage	Reversible	RPM	Dimensions		Weight		Tube ID	
				Inch	mm	lbs.	Kg.	Inch	mm
0620AR	110	Yes	850	17 X 15 X 10.5	432 X 381 X 267	63	29	0.250-3.000	6.35-76.2
0820AR	220	Yes	850	17 X 15 X 10.5	432 X 381 X 267	63	29	0.250-3.000	6.35-76.2
0650R	110	Yes	0-1800	11 X 20 X 9	280 X 508 X 229	35	16	0.250-1.000	6.35-25.4
0750R	220	Yes	0-1800	11 X 20 X 9	280 X 508 X 229	35	16	0.250-1.000	6.35-25.4
Part #	Air Requirement	Reversible	RPM	Dimensions		Weight		Tube ID	
				Inch	mm	lbs.	Kg.	Inch	mm
0420	138 CFM @100 PSI	No	0-2500	21.5 X 10.25 X 10.5	546 X 261 X 267	48	22	0.250-3.000	6.35-76.2



## Moisture Application Notes

- Wet** Commonly used in chillers, watertube boilers, and other applications where water does not inhibit cleaning. Never operate wet shafts without water flushing through the shaft's casing.
- Dry** Commonly used in firetube boilers and sugar mill cleaning.



Flexible Wet Shaft



Flexible Dry Shaft

Wet Shaft																
Tube ID		Flexible Shaft Part #'s Lengths								Shaft Case Diameter		Drive Coupling	Break-Away Coupling	Solid Coupling	Tool Coupling	Female Tool Coupling Thread
Inch	mm	Ft	Mtrs	Ft	Mtrs	Ft	Mtrs	Ft	Mtrs	Inch	mm					
		15	4.5	25	7.6	35	10.7	50	15.2							
0.250-0.375	6.99-9.53	051115		051125		051135		051150		0.250	6	0516	0501	0502	0513	#8-32
0.437-0.500	11.10-12.70	051215		051225		051235		051250		0.375	10	0503			0504	1/4"-28
0.562-1.000	14.27-25.40	051315		051325		051335		051350		0.500	13	0506			0507	
0.750-1.500	19.05-38.10	0514A15		0514A25		0514A35		0514A50		0.625	16	0514-3			0514-1	1/2" WHIT
1.000-2.000	25.40-50.80	051415		051425		051435		051450		0.750	19	0508			0509	
2.000+	50.80+	051515		051525		051535		051550		1.000	25	0510			0511	
Dry Shaft																
1.000+	25.40-50.80	053415		053425		053435		053450				0508			0509	1/2" WHIT

## Spares & Accessories:

- Break-Away Coupling: 0501-10
- Solid Coupling: 0502-10
- Drive Coupling
- Tool Coupling
- 901717P Filter/Lubricator (Pneumatic)
- Flexible Shaft Repair Kit Includes 3 Coupling Adapters, 3 Tool Couplings, Brass Coupling, 3 Shaft Washers, 1 Male Connector, 3 O Rings, Crimping Block (on K1 kits only).



Break-Away Coupling



# Roto-Jet Brushes



### 0942 Stainless

Deposit: Light Scale  
Tube: Non-Ferrous, Prime  
Flush: Wet



### 0942B Brass

Deposit: Light Scale  
Tube: Non-Ferrous, Prime  
Flush: Wet



### 5508 Turbo

Deposit: Light Scale  
Tube: Non-Ferrous & Ferrous,  
Enhanced  
Flush: Wet



### 5510 Turbo

Deposit: Light Scale  
Tube: Non-Ferrous & Ferrous  
Prime  
Flush: Wet



### 0954 Flex Hones

Deposit: Light Scale  
Tube: Ferrous, Prime  
Flush: Wet



### HD Nylon

Deposit: Medium to Heavy Mud  
Tube: Non-Ferrous & Ferrous,  
Prime  
Flush: Wet



### 5513 Turbo

Deposit: Light to Medium Scale  
Tube: Non-Ferrous & Ferrous,  
Prime  
Flush: Wet



### 0904 Steel Wire

Deposit: Light (Soot) Scale  
Tube: Ferrous, Prime  
Cleaning Type: Dry

Tube ID		Shaft Size	0942 Stainless	0942B Brass	5508 Turbo	5510 Turbo	0954 Flex Hone	5502 HD Nylon	5513 Turbo
Inch	mm								
0.180 - 0.250	4.57 - 6.35	0511	0942250	0942B250				5502-250	
0.250 - 0.312	6.35 - 7.92		0942312	0942B312				5502-312	
0.312 - 0.375	7.92 - 9.53		0942375	0942B375				5502-375	
0.375 - 0.437	9.53 - 11.10	0512	0942437	0942B437			0954-437	5502-437	
0.437 - 0.500	11.10 - 12.70		0942500	0942B500		5510-8*	0954-500	5502-500	
0.500 - 0.562	12.70 - 14.27		0942562	0942B562	5508-12		0954-562	5502-562	
0.562 - 0.625	14.27 - 15.88	0942625	0942B625	0954-625		5502-625			
0.625 - 0.687	15.88 - 17.45	0942687	0942B687	0954-687		5502-687			
0.687 - 0.750	17.45 - 19.05	0513	0942750	0942B750		5510-12**	0954-750	5502-750	
0.750 - 0.812	19.05 - 20.62		0942812	0942B812	5508-16			5502-812	
0.875	22.22		0942875	0942B875		0954-875	5502-875		
0.937	23.80	0942937	0942B937			5502-937			
1.000	25.40	0514A	09421000	0942B1000	5508-18	5510-16	0954-1000	5502-1000	
1.062	26.97		09421062	0942B1062					
1.125	28.58		09421125	0942B1125		5510-18			
1.187	30.15		09421187	0942B1187					
1.250	31.75		09421250	0942B1250		5510-20			
1.312	33.32		09421312	0942B1312					
1.437	36.50		09421437	0942B1437					
1.500	38.10		09421500	0942B1500					
1.750	44.45		0515						5513-24***
2.000	50.80								

\*Use 0511 shaft with 5510-8 brush

\*\*Use 0512 shaft with 5510-12 brush

\*\*\*Use 0515 shaft with 5513-24 brush

Tube ID		Shaft Size	0904 Steel Wire
Inch	mm		
0.687-0.750	17.45-19.05	0534	0904750
1.000	25.40		09041000
1.250	31.75		09041250
1.500	38.10		09041500
1.750	44.45		09041750
2.000	50.80		09042000
2.250	57.15		09042250
2.500	63.50		09042500
2.750	69.85		09042750
3.000	76.20		09043000
3.250	82.55		09043250
3.500	88.90		09043500
3.750	95.25		09043750
4.000	101.60		09044000
4.500	114.30		09044500
5.000	127.00		09045000
5.500	139.70		09045500
6.000	152.40		09046000

Tube ID		Descaling Tool	Descaling Tool w/ Drill Tip	Blade Refills	Shaft Size
Inch	mm				
0.312-0.375	7.92-9.53	09461*	09471*	0946RF2	0511
0.375-0.500	9.53-12.70	09462	09472	0946RF2	0512
0.500-0.625	12.70-15.88	09463	09473	0946RF3	0513
0.625-1.000	15.88-25.40	09464	09474	0946RF4	0514A
1.000-3.000	25.40-76.20	09465	09475	0946RF5	0514

\*Requires adapter 5100AC (included with 0511 shafts).

Ferrous materials include: steels, titanium, hastelloy. Non-Ferrous materials include: copper, brass, bronze, aluminum.



### 0946 Descal No Drill

Deposit: Medium Scale  
Tube: Ferrous, Prime  
Flush: Wet or Dry




### 0947 Descal With Drill

Deposit: Medium Scale  
Tube: Ferrous, Prime  
Flush: Wet





Vacuums and Accessories		Part #	Description
Vacuums		08520	110V/60 Hz, 115 CFM for dry or wet service 20 gallon capacity, 13 AMPS, 2 HP, 08522 10' suction hose included
		08520-220	220V/50 Hz, 115 CFM for dry or wet service 20 gallon capacity, 7 AMPS, 2 HP, 08522 10' suction hose included
		08509	Cloth Filter Bag
		08510	Paper Filter Bag (3 per pkg.)
		08511	Canvas Filter Bag
Suction Adapter		08540	10 feet (3M) long Diameter: 2" (50.8mm) includes 2" Hose to 1-1/2" Tool Cuff
		08542	25 feet (7.6M) long Diameter: 2" (50.8mm) includes 2" Hose to 1-1/2" Tool Cuff
Nozzles		08537	5" (127mm) Dusting Brush
		08539	6" (152.4mm) Aluminum Utility Tool
		08529	2" (50.8mm) "Y" Adapter



# University Of Texas At Austin Chooses Die Hard As Their Preferred Tube Cleaning Machine



## QUICK SUMMARY

### The Challenge

- Every time they used their previous machine, something broke.
- Passing the annual bore scope inspections was becoming a challenge.

### The Solution

- Tried Elliott's Die-Hard tube cleaning system during their year round cleaning season.
- Die-Hard offered a cableless design eliminating the need to replace cables.
- Quad cleaning brush action powered by water pressure and pulse-jet actuator.

### The Results

- Dependable cleaning machines and hoses last the whole season.
- Brush with actuator does a better job cleaning tubes.
- Elliott's service has always been reliable and parts are available
- Improved productivity.

## The Challenge

The Chilling Station Maintenance Supervisor, Charles Gardinier and the operators who work with him at the University of Texas at Austin are faced with the challenge of keeping several 5,000 ton chillers in peak operating condition. Part of their maintenance is cleaning the vessels to maintain high efficiency.

However, they were experiencing daily challenges with their previous machines breaking down every time they were used. According to Charles, the spinning cable tended to be the worst problem. Either

the spring of the cable would break or the cable would kink, which would cost about \$400 each time in parts and labor.

The operators also like to use a tighter brush and brush hard due to scale buildup. Getting a good clean on their chillers with their previous cleaning system was becoming a very difficult job.

Charles was looking for a reliable tube cleaner with brushes to handle their application that would enable his operators to efficiently clean tubes.

## The Solution

The technicians used Elliott's Die-Hard during a year-round cleaning season. The Die-Hard is a cableless tube cleaning system designed for light to medium deposits found in chiller, condenser and heat exchanger tubes.

Instead of using a rotating cable with a spinning brush, the Die-Hard utilizes water pressure to power the brushing action. This eliminated Charles' need to constantly replace broken cables.

A pulse-jet actuator enables the brush to



“ The Elliott system is much more reliable than our previous supplier’s and the Die-Hard’s brush with actuator does a lot better job cleaning our tubes. ”  
 - Charles Gardinier, Chilling Station Maintenance Supervisor

provide a quad cleaning action that quickly flushes tube debris such as scale, algae and mud out of the tube.

### The Results

“Operators like the tool a lot,” says Charles.

They immediately appreciated:

- Rugged engineering and construction of the Die-Hard and its brushes for a better clean, higher uptime, lower repair costs.
- Automatic feeding unit: Roughly the same

automatic feeding speed as his older unit.  
 • No broken cables and very minimal maintenance required for Elliott’s Die-Hard.


“All we do is replace the consumable items due to wear and tear and the ruggedness and dependability of Elliott machines and hoses mean they last the whole, annual season,” said Charles. This means the University avoids the approximate \$400 cost in parts and labor that would inevitably happen with each use of their previous machines.

The Elliott system is “much more reliable

than our previous supplier’s and the Die-Hard’s brush with actuator does a lot better job cleaning our tubes.”

On top of the improvements in uptime and the more efficient cleaning of tubes with the Die-Hard, “Elliott’s service has always been good and reliable and replacement parts and consumables are available if we need them,” said Charles.

Charles is very pleased with his Die-Hard Tube Cleaner and the time and money that he has saved his operators and the University of Texas at Austin.



# Die-Hard™

## Cableless Tube Cleaner

### Tube Size

- 3/4" and 1" OD
- 19.1mm and 25.4mm OD

### Tube Section

- Straight

### Type

- Soft, gummy or organic

### Thickness

- Light
- Medium

### Flush

- Wet

## Cleans better in less time.

Elliott Tool's Die-Hard™ is the first cableless tube cleaner that successfully cleans light to medium deposits found in chiller, condenser, and heat exchanger tubes.

Water pressure is utilized instead of a spinning cable to provide the power for the brushing action. A patented pulse-jet actuator with brush provides a quad cleaning action to flush tube debris such as scale, mud, and algae out the back end of the tube. The Die-Hard™'s quad cleaning action enables you to be more productive while getting tubes cleaner!

### Features & Benefits:

- Cleans better in less time.
- No cable! That's right - never spend time or money on replacement flex shafts or cables again.
- Rugged engineering and construction for higher uptime and lower repair costs.
- Three feet/second auto feed for high productivity.
- Ergonomic design for lower labor costs and higher operator satisfaction.
- Quad cleaning action for better cleaning and productivity.
- Drain port design prevents the actuator from being pulled into the system and damaging gears.

### Specifications:

- 110/1/60 electric, 14 amps
- 0.5 GPM water consumption
- 10 pulses / second ~ 800 PSI
- Hydro powered brush actuator



### M5801-00 Die-Hard™ Cleaner Package includes:

- M5801-21 Auto-Feed Pump Unit
- M5801-02-45 45 ft. (13.7M) Auto-Feed Hose
- M5801-03T Trigger Switch Feed Gun Assembly (includes M5808-20 Trigger Switch Feed Gun, M5801-03-03 Auto-feed Casing, and M5801-03-01 3/4" (19.1mm) and M5801-03-02 1" (25.4mm) Gun Nozzles)
- M5801-04 Actuator (0.520" OD)
- M5803-02 Antifreeze w/ Adapter
- (2) M5801-09 3/8-7/16 Combination Wrenches
- M5801-11 Mesh Bag
- Brushes sold separately.

Visit Our YouTube Channel To See  
the Die-Hard in action!

[www.youtube.com/elliott-tool](http://www.youtube.com/elliott-tool)





M5801-10 Rocker Style Footswitch



M5807-00 Detachable Contractor Dolly



M5803-00 Spares Kit



M5803-02 Antifreeze with Adapter

## Spares & Accessories:

- Detachable Contractor Dolly: M5807-00
- Rocker Style Footswitch: M5801-10
- Spares Kit (M5803-00) Includes: A toolbox, five nylon brushes of 20 different sizes for 3/4" and 1" tubes, and a 0.5 gallon of antifreeze with an adapter (M5803-02). For 7/8" applications Elliott offers the M5803-00-875 Spare Brush Kit that includes five nylon brushes of five different sizes.
- Tool Box Expansion Tray: M5803-01-02
- Antifreeze with Adapter: M5803-02
- Trigger Switch Feed Gun: M5808-20
- Actuator: M5801-04
- Feed Hose: Available in 35 ft (M5801-02-35) and 45 ft (M5801-02-45). Other sizes available.
- Auto-feed Casing: M5801-03-03
- Gun Nozzle: Available in 3/4" (19.1mm) M5801-03-01, 7/8" (22.23mm) M5801-03-09 and 1" (25.4mm) M5801-03-02.
- Tube Hole Gauge: 3/4" (19.1mm) 876200-750 and 1" (25.4mm) 876200-1000.

		Brushes		
Tube ID		Brush Diameter	Part #	
Inch	mm		Single Brush	25 Pack
0.530-0.544	13.46-13.82	0.530	5535-530	5535-530PK
0.545-0.559	13.84-14.20	0.545	5535-545	5535-545PK
0.560-0.572	14.22-14.53	0.560	5535-560	5535-560PK
0.573-0.589	14.55-14.96	0.573	5535-573	5535-573PK
0.590-0.607	14.99-15.42	0.590	5535-590	5535-590PK
0.608-0.624	15.44-15.85	0.608	5535-608	5535-608PK
0.625-0.637	15.88-16.18	0.625	5535-625	5535-625PK
0.638-0.651	16.21-16.54	0.638	5535-638	5535-638PK
0.652-0.665	16.56-16.89	0.652	5535-652	5535-652PK
0.666-0.679	16.92-17.25	0.666	5535-666	5535-666PK
0.680-0.694	17.27-17.63	0.680	5535-680	5535-680PK
0.695-0.709	17.65-18.01	0.695	5535-695	5535-695PK
0.740-0.754	18.80-19.15	0.740	5535-740	5535-740PK
0.755-0.769	19.18-19.53	0.755	5535-755	5535-755PK
0.770-0.784	19.56-19.91	0.770	5535-770	5535-770PK
0.785-0.799	19.94-20.29	0.785	5535-785	5535-785PK
0.800-0.819	20.32-20.80	0.800	5535-800	5535-800PK
0.820-0.839	20.83-21.31	0.820	5535-820	5535-820PK
0.840-0.859	21.34-21.82	0.840	5535-840	5535-840PK
0.860-0.879	21.84-22.33	0.860	5535-860	5535-860PK
0.880-0.899	22.35-22.83	0.880	5535-880	5535-880PK
0.900-0.915	22.86-23.24	0.900	5535-900	5535-900PK
0.916-0.932	23.27-23.67	0.916	5535-916	5535-916PK
0.933-0.943	23.70-23.95	0.933	5535-933	5535-933PK
0.944-0.956	23.98-24.28	0.944	5535-944	5535-944PK

Note: Do not use other brushes with your Die-Hard™ Cleaner.



# Soot Buster

## Firetube Boiler Tube Cleaning System

### Tube Size

- 1-1/4" to 4" OD
- 31.8 to 101.6mm OD

### Tube Section

- Straight

### Type

- Soft (Soot)

### Thickness

- Light
- Medium

### Flush

- Dry

## Weighs Only 3 lbs

### Lightweight Design Reduces Operator Fatigue.

*Elliott's Soot Buster is a pneumatically actuated cleaning tool used to clean firetube boilers.*

Simply insert the brush into the tube and the unique oscillating action will propel the cleaner at 1.5 feet per second, scrubbing the tube ID with each pulse. When it senses the end of the tube, the cleaner reverses the direction of thrust and returns to the operator.

With a capability of cleaning 60 tubes per hour, the time required to clean a firetube boiler or oil field drill pipe is greatly reduced.



### Features & Benefits:

#### Lightweight (3.5 lbs)

Compact design reduces operator fatigue, increasing productivity.

#### Decrease Downtime

Rugged construction with no plastic gears or parts for long lasting cleaning action.

#### Air Powered

The operator stays completely dry.

#### Quick & Easy Setup

Set-up is fast with no cables to arrange. Just select the proper brush size and start cleaning!

#### Half The Time As Rotary Cleaners

Auto-feed is a standard feature, allowing the brush to self-feed to the end of the tube. When it senses the end of the tube, it reverses direction, eliminating the need to "measure-off."

### Soot Buster package includes:

- Pneumatic air pulsator motor
- Pneumatic foot control valve
- Filter/lubricator with pressure gauge
- Y-tube for vacuum hose
- 33 ft. (10M) air source hose
- 33 ft. (10M) heavy-duty pulsator motor hose
- 16-1/2 ft. (5M) filter/lubricator air hose

“The Soot Buster not only makes my job so much easier, but it is really a dream come true. I’m so happy we bought it.”

- Joe Stewart, Great Smoky Mountains Railroad

FOR  
RENT

# Soot Buster Firetube Boiler Tube Cleaning System

Tube OD	BWG	ID Range	Brush OD	Brush Part Number	Soot Buster Package	Air Requirement
1-1/4" (31.8mm)	13-16	1.060" - 1.120"	1-1/8" (28.6mm)	26B10	M5784-01	13-15 cfm* 80 psi (5.5 bar)**
	19-26	1.166" - 1.214"	1-1/4" (31.8mm)	26B11		
1-1/2" (38.1mm)	13-16	1.310" - 1.370"	1-3/8" (34.9mm)	26B12	M5784-02	16-20 cfm* 100 psi (7 bar)**
	19-26	1.416" - 1.464"	1-1/2" (38.1mm)	26B13		
1-3/4" (44.5mm)	13-16	1.560" - 1.620"	1-5/8" (41.3mm)	26B14	M5784-00	23-25 cfm* 100 psi (7 bar)**
	19-26	1.666" - 1.714"	1-3/4" (44.5mm)	26B15		
2" (50.8mm)	10-14	1.760" - 1.834"	1-7/8" (47.6mm)	26B16	M5784-03	25-28 cfm* 80 psi (5.5 bar)**
	15-26	1.856" - 1.964"	2" (50.8mm)	26B17		
2-1/4" (57.2mm)	7-14	1.890" - 2.084"	2-1/8" (53.9mm)	26B18	M5784-03	25-28 cfm* 80 psi (5.5 bar)**
	15-26	2.106" - 2.214"	2-1/4" (57.2mm)	26B19		
2-1/2" (63.6mm)	7-14	2.140" - 2.334"	2-3/8" (60.4mm)	26B20	M5784-03	25-28 cfm* 100 psi (7 bar)**
	15-26	2.356" - 2.464"	2-1/2" (63.5mm)	26B21		
2-3/4" (70.0mm)	7-14	2.390" - 2.584"	2-5/8" (66.8mm)	26B22	M5784-03	25-28 cfm* 100 psi (7 bar)**
	15-26	2.606" - 2.714"	2-3/4" (69.9mm)	26B23		
3" (76.3mm)	7-14	2.640" - 2.834"	2-7/8" (73.0mm)	26B24	M5784-03	25-28 cfm* 80 psi (5.5 bar)**
	15-26	2.856" - 2.964"	3" (76.2mm)	26B25		
3-1/4" (82.6mm)	7-14	2.890" - 3.084"	3-1/8" (79.4mm)	26B26	M5784-03	25-28 cfm* 80 psi (5.5 bar)**
	15-26	3.106" - 3.214"	3-1/4" (82.6mm)	26B27		
3-1/2" (88.9mm)	7-14	3.140" - 3.334"	3-3/8" (85.7mm)	26B28	M5784-03	25-28 cfm* 80 psi (5.5 bar)**
	15-26	3.356" - 3.464"	3-1/2" (88.9mm)	26B29		
3-3/4" (95.3mm)	7-14	3.390" - 3.584"	3-5/8" (92.1mm)	26B30	M5784-03	25-28 cfm* 80 psi (5.5 bar)**
	15-26	3.606" - 3.714"	3-3/4" (95.3mm)	26B31		
4" (101.6mm)	7-14	3.640" - 3.834"	3-7/8" (98.4mm)	26B32	M5784-03	25-28 cfm* 80 psi (5.5 bar)**
	15-26	3.856" - 3.964"	4" (101.6mm)	26B33		

\* Actual volume required- not the cfm stated on the compressor.  
\*\* +/- 5%

Spares & Accessories*	Part #	Description
Vacuums	08520	110V/60 Hz, 115 CFM for dry or wet service 20 gallon capacity, 13 AMPS, 2 HP, 08522 10' suction hose included
	08520-220	220V/50 Hz, 115 CFM for dry or wet service 20 gallon capacity, 7 AMPS, 2 HP, 08522 10' suction hose included
	08510	Paper Filter Bag (3 per pkg.)
	08509	Cloth Filter Bag
	08511	Canvas Filter Bag
Suction Hoses	08540	10 feet (3.0M) long- 2" (50.8mm) Diameter: 2" (50.8mm) includes 2" Hose to 1-1/2" Tool Cuff
	08542	25 feet (7.6M) long- 2" (50.8mm) Diameter: 2" (50.8mm) includes 2" Hose to 1-1/2" Tool Cuff

\* Not available for rent

**FOR  
RENT**

# Recycling Plant Finds A Superior & Productive Way To Clean Boiler Tubes



## QUICK SUMMARY

### The Challenge

- Minimize downtime while keeping a tight maintenance schedule.
- Cable cleaners required too much time to set-up and were difficult to use in tight spaces.
- High consumable cost replacing broken cables..

### The Solution

- Trial Elliott's Soot Buster on an upcoming maintenance job cleaning 680 tubes.

### The Results

- Less than 1/2 the time for maintenance.
- Less consumable costs.
- Worked well in tight spaces.

## The Challenge

With a very tight schedule and the demands for minimal down time, Chris Lewis, Maintenance Manager at Neath Port Talbot Ltd, needed to find a way to clean his two Cochran Boilers. On a limited budget and with 340 tubes in each boiler, he needed to find a quick and efficient tube cleaning method.

There are many tube cleaning methods – water, electric, or air. After using electric rotary tools for a short period of time, he was disappointed with the results. The expensive cables broke regularly and the tool damaged tubes and tube ends. Chris was looking for a fast, but efficient,

air operated tool. Water was not an option because of the effluent problems and resulting mess. He needed to overcome the following major problems he was experiencing:

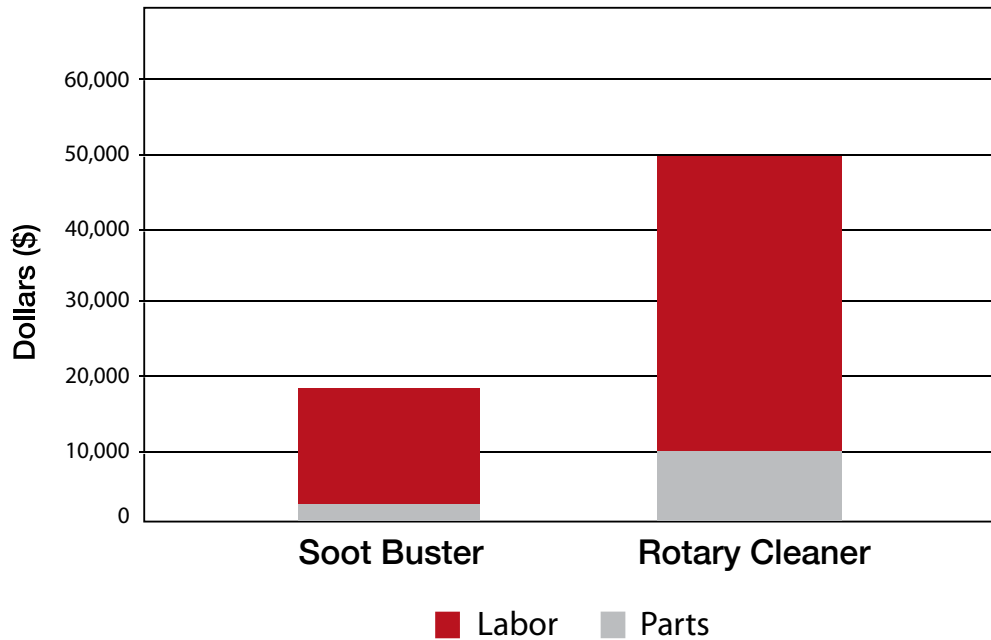
- Too much set-up time in laying out the cables.
- Cleaning in tight spaces.
- Major consumable costs each year with the constant replacement of cables.
- Operators tied up in non-value added maintenance time fixing equipment and running time operating the tool.







## Typical Cost Savings After Five Years



“ Approved by all my operators as effective and easy to use as opposed to a rotary tool, cutting cleaning time by at least half. ”

- Chris Lewis, Maintenance Manager

### The Solution

After Chris' operators tried the Soot Buster, they were impressed and immediately appreciated its key features:

- The operator stays completely dry due to dry cleaning of the tubes.
- No spinning cables, flexible shafts, or rotating rods.
- After initial system purchase, maintenance and consumable costs are very low.
- Less downtime with much faster, more efficient cleaning.
- Tool is auto-reversing at the end of the tube eliminating the need for any feed, pulling, or pushing from the operator resulting in minimum operator fatigue.

- Minimum health and safety risks.

“The Soot Buster is the best tool on the market for cleaning tubes in confined spaces.”

### The Results

Maintenance time and costs have been reduced by more than half. After the initial, low investment of the cleaning system, the consumable and maintenance costs are minimal. The illustration above shows the savings that Chris projects to find using the Soot Buster over a five year period.



# Turbine Style Straight Tube Cleaners

## D600, 1100 & 1300 Series



### D600 Series Air Turbine Style Straight Tube Cleaner

#### Tube Size

- 0.495" to 1.730" ID
- 12.6mm to 43.9mm ID

#### Tube Section

- Straight

#### Type

- Soft, gummy or organic
- Hard powder

#### Thickness

- Light
- Medium

#### Flush

- Dry

#### Air

- 11-26 CFM (0.3-0.7 M<sup>3</sup>/min.) @ 80 PSI (5.5 bar)



### 1100 Series Air Turbine Style Straight Tube Cleaner

#### Tube Size

- 2.250" to 13.225" ID
- 57.15mm to 335.9mm ID

#### Tube Section

- Straight

#### Type

- Soft, gummy or organic
- Hard powder

#### Thickness

- Light
- Medium

#### Flush

- Dry

#### Air

- 80-200 CFM (2.3-5.7 M<sup>3</sup>/min.) @ 80 PSI (5.5 bar)



### 1300 Series Air Turbine Style Straight Tube Cleaner

#### Tube Size

- 1.750" to 3.999" ID
- 44.5mm to 101.6mm ID

#### Tube Section

- Straight

#### Type

- Hard powder
- Rock solid

#### Thickness

- Medium
- Heavy

#### Flush

- Dry

#### Air

- 65-135 CFM (1.8-3.8 M<sup>3</sup>/min.) @ 80 PSI (5.5 bar)

The air turbine style motor design provides an immediate and powerful startup to drive the cleaning head down the tube at a high speed, removing light to medium deposits of scale, mud, and other process residues.

#### Features & Benefits:

- Powerful motor design allows for immediate motor startup.
- The motor requires no special tools for repair.
- Armored hose design for rigidity and heat resistance.

#### Spares & Accessories:

- 6055 Lubricator
- Hand & Foot Valves, see page 142
- Operating Hoses, see page 143



Lubricator



# Turbine Style Straight Tube Cleaners

## D600 Series - 0.495" to 1.730" (12.6 to 43.9mm)

D600 Series - 0.495" to 1.730" (12.6 to 43.9mm)										
Tube ID Range		Cleaner Package	Motor Diameter	Motor Part # & Thread Size	Universal Coupling	Threaded Cone Cutter	Adapter	Brush	Flexible Holder	Operating Hose* & Pipe Thread
Inch	mm									
0.495-0.532	12.57-13.51	D669-15-1	0.468" (11.87mm)	D66900-15 10-32	-	16509	8431A	3323-6**	420000	85HS012-XX 1/8"
0.533-0.609	13.54-15.47	D669-15-2						3323-8**		
0.610-0.687	15.49-17.45	D670-18-1	0.562" (14.27mm)	D67000-18 12-24	L69100	19768	8431B	3324-8**	420000BB	
0.688-0.729	17.48-18.52	D670-18-2						3324-10		
0.730-0.778	18.54-19.76	D671-22-1	0.688" (17.48mm)	D67100-22 5/16-18	L69300	16526	8434C	350000	420100	85HS025-XX 1/4"
0.779-0.850	19.79-21.59	D671-22-2						350200		
0.851-0.900	21.62-22.86	D671-22-3						350400		
0.901-0.950	22.89-24.13	D671-22-4						17702		
0.951-1.000	24.16-25.40	D673-28-1	0.875" (22.23mm)	D67300-28 5/16-18	L69400	19062	8436A	350600		
1.001-1.040	25.43-26.42	D673-28-2						350800		
1.041-1.072	26.44-27.23							19840	351000	
1.073-1.138	27.25-28.91	D673-28-3						351200		
1.139-1.206	28.93-30.63	D675-34-1	1.062" (26.97mm)	D67500-34 3/8-16	L69500	19076	8436C	351400	420100BC	85HS037-XX 3/8"
1.207-1.230	30.66-31.24	D675-34-2						351600		
1.231-1.256	31.27-31.90							D675-34-3	351800	
1.257-1.321	31.93-33.55	D675-40-1						352000		
1.322-1.400	33.58-35.56	D675-40-2	1.250" (31.75mm)	D67500-40 3/8-16	L69600	313500 Single Pin Head Cutter	-	352200	420200BD	
1.401-1.450	35.59-36.83							352400		
1.451-1.484	36.86-37.69							D675-40-3		
1.485-1.563	37.72-39.70	D678-46-1	1.438" (36.53mm)	D67800-46 1/2-13	L76200A	313600 Single Pin Head Cutter	-	352800	420300DF	
1.564-1.635	39.73-41.53	D678-46-2						313700 Single Pin Head Cutter		
1.636-1.675	41.55-42.55	D678-46-3						313700 Single Pin Head Cutter		
1.676-1.700	42.57-43.18	D678-46-4						313700 Single Pin Head Cutter		
1.701-1.730	43.21-43.94	D678-46-4								

\* Operating Hoses are available in 25ft & 50ft sizes. XX signifies desired hose length (ex: 85HS037-25).

\*\* Type "ST" brush available in other sizes and for curved tubes. Contact Customer Service for details.



# Turbine Style Straight Tube Cleaners

## 1300 Series - 1.750" to 3.999" (44.45 a 101.57mm)

1300 Series - 1.720" to 3.999" (43.69 to 101.57mm)							
Tube ID Range		Cleaner Package	Motor Diameter	Motor Part # & Thread Size	Cutter Head	Expanding Brush	Operating Hose* & Pipe Thread
Inch	mm						
1.720 - 1.780	43.69 - 45.21	D77S-1	1.500" (38.10mm)	D7700-1500 1/2-13	H63500	352900	85HD075-XX 3/4"
1.781 - 1.820	45.24 - 46.23	D77S-2				353000	
1.821 - 1.880	46.25 - 47.75	D77S-3				353100	
1.881 - 1.920	47.78 - 48.77	D77S-4				353200A	
1.921 - 1.970	48.79 - 50.04	D77S-5				353300A	
1.971 - 1.999	50.06 - 50.77	D77S-6				353400A	
2.000 - 2.050	50.80 - 52.07	D448S-1	1.812" (46.02mm)	D44800-1812 5/8-11	H63600	353500A	
2.051 - 2.100	52.10 - 53.34	D448S-2				353600A	
2.101 - 2.150	53.37 - 54.61	D448S-3				353700A	
2.151 - 2.249	54.64 - 57.12	D448S-4				P770A	
2.250-2.499	57.15 - 63.47	1374S-1	2.125" (53.98mm)	137400D2125 5/8-11	336000	N770A	
2.500-2.749	63.50 - 69.82	1364S-1	2.375" (60.33mm)	136400D2375 3/4-10	336100	R770	
2.750-2.999	69.85 - 76.17	1342S-1	2.625" (66.68mm)	134200D2625 3/4-10		T770	
3.000-3.249	76.20 - 82.52	1393S-1	2.875" (73.03mm)	139300D2875 3/4-10	336200	V770	85HD100-XX 1"
3.250-3.499	82.55 - 88.87	1325S-1	3.000" (76.20mm)	132500D3000 7/8-9	336300	V770A	
3.500-3.749	88.90 - 95.22	1325S-2			336400	Y770A	
3.750-3.999	95.25 - 101.57	1325S-3			Y770A		

\* Operating Hoses are available in 25ft & 50ft sizes. XX signifies desired hose length (ex: 85HS037-25).



# Tough Jobs, Made Easier

## With Expert Training & Support

Elliott's on-site tube tool and application training can help boost productivity, improve operator retention, and reinforce industry best practices.

- ✓ Heat Exchanger & Boiler Tube Installation & Retubing
- ✓ Tube Cleaning & Maintenance
- ✓ Tube Testing & Plugging
- ✓ Tube Tool Best Practices
- ✓ Overcoming Application Challenges
- ✓ & More!

Learn More About Elliott's Custom  
Training Solutions

[www.elliott-tool.com/training-services/](http://www.elliott-tool.com/training-services/)



# Turbine Style Straight Tube Cleaners

## 1100 Series - 2.250" to 6.249" (57.1 to 158.7mm)

1100 Series - 2.250" to 6.249" (57.15 to 158.72mm)								
Tube ID Range		Cleaner Package	Cutter Head Selection			Motor Diameter	Motor Part # & Thread Size	Operating Hose* & Pipe Thread
Inch	mm		Type UO	Swing Frame	Type H2			
2.250-2.374	57.15-60.30	1119UO-1	302900			2.062" (52.37mm)	111900-2062 5/8-11	85HD075-XX 3/4"
		1119SF-1		337300				
		1119H2-1			L550			
2.375-2.499	60.33-63.47	1119UO-2	303000			2.312" (58.72mm)	112000-2312 3/4-10	
		1120UO-1			337300			
2.500-2.624	63.50-66.65	1120SF-1				2.562" (65.07mm)	112100-2562 3/4-10	
		1120H2-1			L550			
2.625-2.749	66.68-69.82	1120UO-2	303200			2.812" (71.42mm)	112200-2812 7/8-9	
		1121UO-1			337300			
2.750-2.874	69.85-73.00	1121SF-1				3.062" (77.77mm)	112300-3062 7/8-9	
		1121H2-1			316100			
		1121UO-2	303400					
2.875-2.999	73.03-76.17	1121H2-2			316300	3.250" (82.55mm)	112400-3250 1-14	
		1122UO-1	303400					
		1122SF-1		337500				
3.000-3.249	76.20-82.52	1122H2-1			316300	3.500" (88.90mm)	112500-3500 1 1/8-12	
		1123UO-1	303600					
		1123SF-1		337500				
3.250-3.499	82.55-88.87	1123H2-1			316300	3.750" (95.25mm)	112600-3750 1 1/8-12	
		1124UO-1	303600					
		1124SF-1		337300				
3.500-3.749	88.90-95.22	1124H2-1			316300	4.750" (120.65mm)	112800B4750 1 3/8-12	
		1125UO-1	303800					
		1125SF-1		337700				
3.750-3.999	95.25-101.57	1125H2-1			316500	4.750" (120.65mm)	85HD125-XX 1-1/4"	
		1126UO-1	303800					
		1126SF-1		337700				
4.000-4.249	101.60-107.92	1126H2-1			316500	4.750" (120.65mm)	85HD125-XX 1-1/4"	
		1126UO-2	304000					
		1126SF-1		337700				
4.250-4.499	107.95-114.27	1126H2-1			316500	4.750" (120.65mm)	85HD125-XX 1-1/4"	
		1126UO-4	304100					
		1126SF-1		337700				
4.500-4.749	114.30-120.62	1126H2-2			316700	4.750" (120.65mm)	85HD125-XX 1-1/4"	
		1126UO-3	304200					
		1126SF-1		337900				
4.750-4.999	120.65-126.97	1126H2-2			316700	4.750" (120.65mm)	85HD125-XX 1-1/4"	
		1128UO-1	304200					
		1128SF-1		337900				
5.000-5.249	127.00-133.32	1128H2-1			316700	4.750" (120.65mm)	85HD125-XX 1-1/4"	
		1128UO-2	304400					
		1128SF-1		337900				
5.250-5.499	133.35-139.67	1128H2-1			316700	4.750" (120.65mm)	85HD125-XX 1-1/4"	
		1128UO-3	304500					
		1128SF-1		337900				
5.500 - 5.599	139.70 - 142.21	1128H2-2			316800	4.750" (120.65mm)	85HD125-XX 1-1/4"	
		1128UO-3	304500					
		1128SF-2		338000				
6.000-6.249	152.40-158.72	1128H2-2			316800	4.750" (120.65mm)	85HD125-XX 1-1/4"	
		1128SF-2		338000				



\*Operating Hoses are available in 25ft & 50ft sizes. XX signifies desired hose length (ex: 85HS037-25).

**USA**

# Turbine Style Straight Tube Cleaners

## 1100 Series - 6.250" to 9.475" (158.8 to 240.7mm)

For 1100 Series, tube ID range 6.250" to 13.225" (158.8mm to 335.9mm) air turbine motors will be equipped with motor sleeves to allow the use of small, lightweight motors, reducing the size of the operating hose required.

1100 Series - 6.250" to 9.475" (158.8 to 240.7mm)												
Tube ID Range		Application	Cutter Head		Cleaner Package	Motor Sleeve Diameter	Motor Diameter	Motor Part # & Thread Size	Universal Coupling	Spares & Accessories		
Inch	mm		Swing Frame	Type H2						Operating Hose* & Pipe Thread	Extension Piece	Fiveway Drill
6.250-6.475	158.75-164.46	Heavy Duty	338000		1126SF-2	6.000" (152.40mm)	3.750" (95.25mm)	112600-3750 1 1/8-12	L45000	85HD100-XX 1"	4072C	H2509-1125
			316900		1126H2-3						85HD125-XX 1-1/4"	
		Extra Heavy Duty	338000		1128SF-2	6.250" (158.75mm)	4.750" (120.65mm)	112800B4750 1 3/8-12	L75500A	85HD125-XX 1-1/4"	4072C	
			316900		1128H2-2						4073C	
6.500-6.725	165.10-170.82	Heavy Duty	338000		1126SF-2	6.250" (158.75mm)	3.750" (95.25mm)	112600-3750 1 1/8-12	L45000	85HD100-XX 1"	4072C	
			316900		1126H2-3						4073C	
		Extra Heavy Duty	338000		1128SF-2	6.500" (165.10mm)	4.750" (120.65mm)	112800B4750 1 3/8-12	L75500A	85HD125-XX 1-1/4"	4072C	
			316900		1128H2-2						4073C	
6.750-6.975	171.45-177.17	Heavy Duty	338000		1126SF-2	6.500" (165.10mm)	3.750" (95.25mm)	112600-3750 1 1/8-12	L45000	85HD100-XX 1"	4072C	
			316900		1126H2-3						4073C	
		Extra Heavy Duty	338000		1128SF-2	6.625" (168.28mm)	4.750" (120.65mm)	112800B4750 1 3/8-12	L75500A	85HD125-XX 1-1/4"	4072C	
			316900		1128H2-2						4073C	
7.000-7.225	177.80-183.52	Heavy Duty			1126H2-3	6.625" (168.28mm)	3.750" (95.25mm)	112600-3750 1 1/8-12	L45000	85HD100-XX 1"	4072C	
					1128H2-3						4073C	
7.250-7.475	184.15-189.87	Heavy Duty			1126H2-3	6.875" (174.63mm)	4.750" (120.65mm)	112800B4750 1 3/8-12	L75500A	85HD125-XX 1-1/4"	4072C	
					1128H2-3						4073C	
7.500-7.725	190.50-196.22	Heavy Duty			1126H2-4	7.125" (180.98mm)	3.750" (95.25mm)	112600-3750 1 1/8-12	L45000	85HD100-XX 1"	4072C	
					1128H2-3						4073C	
		Extra Heavy Duty			1128H2-3	7.375" (187.33mm)	4.750" (120.65mm)	112800B4750 1 3/8-12	L75500A	85HD125-XX 1-1/4"	4072E	
					1126H2-4						4073E	
7.750-7.975	196.85-202.57	Heavy Duty			1126H2-4	7.625" (193.68mm)	3.750" (95.25mm)	112600-3750 1 1/8-12	L45000	85HD100-XX 1"	4072E	
					1128H2-3						4073E	
8.000-8.225	203.20-208.92	Heavy Duty			1126H2-4	7.875" (200.03mm)	4.750" (120.65mm)	112800B4750 1 3/8-12	L75500A	85HD125-XX 1-1/4"	4072E	
					1128H2-3						4073E	
8.250-8.475	209.55-215.27	Heavy Duty			1126H2-4	8.125" (206.38mm)	3.750" (95.25mm)	112600-3750 1 1/8-12	L45000	85HD100-XX 1"	4072E	
					1128H2-3						4073E	
		Extra Heavy Duty			1128H2-3	8.375" (212.73mm)	4.750" (120.65mm)	112800B4750 1 3/8-12	L75500A	85HD125-XX 1-1/4"	4072E	
					1126H2-4						4073E	
8.500-8.725	215.90-221.62	Heavy Duty			1126H2-4	8.625" (219.08mm)	3.750" (95.25mm)	112600-3750 1 1/8-12	L45000	85HD100-XX 1"	4072E	
					1128H2-3						4073E	
		Extra Heavy Duty			1128H2-3	8.875" (224.43mm)	4.750" (120.65mm)	112800B4750 1 3/8-12	L75500A	85HD125-XX 1-1/4"	4072E	
					1126H2-4						4073E	
8.750-8.975	222.25-227.97	Heavy Duty			1126H2-4	8.875" (224.43mm)	3.750" (95.25mm)	112600-3750 1 1/8-12	L45000	85HD100-XX 1"	4072E	
					1128H2-3						4073E	
9.000-9.225	228.60-234.32	Heavy Duty			1126H2-4	8.875" (224.43mm)	4.750" (120.65mm)	112800B4750 1 3/8-12	L75500A	85HD125-XX 1-1/4"	4072E	
					1128H2-3						4073E	
9.250-9.475	234.95-240.67	Heavy Duty			1126H2-4	8.875" (224.43mm)	3.750" (95.25mm)	112600-3750 1 1/8-12	L45000	85HD100-XX 1"	4072G	
					1128H2-3						4073G	

\* Operating Hoses are available in 25ft & 50ft sizes. XX signifies desired hose length (ex: 85HS037-25).



# Turbine Style Straight Tube Cleaners

## 1100 Series - 9.500" to 13.225" (241.3 to 335.3mm)

1100 Series - 9.500" to 13.225" (241.3 to 335.3mm)													
Tube ID Range		Application	Cutter Head		Cleaner Package	Motor Sleeve Diameter	Motor Diameter	Motor Part # & Thread Size	Universal Coupling	Spares & Accessories			
Inch	mm		Swing Frame	Type H2						Operating Hose* & Pipe Thread	Extension Piece	Fiveway Drill	
9.500-9.725	241.30-247.02	Heavy Duty	-	317100	1126H2-4	9.125" (231.78mm)	3.750" (95.25mm)	112600-3750 1 1/8-12	L45000	85HD100-XX 1"	4072G	H2509-1125	
		Extra Heavy Duty			1128H2-3		4.750" (120.65mm)	112800B4750 1 3/8-12	L75500A	85HD125-XX 1-1/4"	4073G		
9.750-9.975	247.65-253.37	Heavy Duty			1126H2-4	9.375" (238.13mm)	3.750" (95.25mm)	112600-3750 1 1/8-12	L45000	85HD100-XX 1"	4072G		
		Extra Heavy Duty			1128H2-3		4.750" (120.65mm)	112800B4750 1 3/8-12	L75500A	85HD125-XX 1-1/4"	4073G		
10.000-10.225	254.00-259.72	Heavy Duty			1126H2-4	328000	9.625" (244.48mm)	3.750" (95.25mm)	112600-3750 1 1/8-12	L45000	85HD100-XX 1"		4072G
10.250-10.475	260.35-266.07	Extra Heavy Duty			1128H2-3		9.875" (250.83mm)	4.750" (120.65mm)	112800B4750 1 3/8-12	L75500A	85HD125-XX 1-1/4"		4073G
10.500-10.725	266.70-272.24				10.125" (257.18mm)								
10.750-10.975	273.05-278.77				10.375" (263.53mm)								
11.000-11.225	279.40-285.12			10.625" (269.88mm)									
11.250-11.475	285.75-291.47			10.875" (276.23mm)									
11.500-11.725	292.10-297.82			11.125" (282.58mm)	4073J								
11.750-11.975	298.45-304.17			11.375" (288.93mm)									
12.000-12.225	304.89-310.52			11.625" (295.28mm)									
12.250-12.475	311.15-316.87			11.875" (301.63mm)									
12.500-12.725	317.50-323.22			12.125" (307.98mm)	4073N								
12.750-12.925	323.85-329.57	12.375" (314.33mm)											
13.000-13.225	330.20-335.92	12.625" (320.68mm)											

Note: Operating hoses are sold separately for these Cleaner Packages.

\* Operating Hoses are available in 25ft & 50ft sizes. XX signifies desired hose length (ex: 85HS037-25).





# Turbine Style Curved Tube Cleaners

## D600, 1100 & 1300 Series



### D600 Series Air Turbine Style Curved Tube Cleaner

#### Tube Size

- 0.791" to 2.124" ID
- 20.1mm to 54.0mm ID

#### Tube Section

- Curved

#### Type

- Soft, gummy or organic
- Hard powder

#### Thickness

- Light
- Medium

#### Flush

- Dry

#### Air

- 11-26 CFM (0.3-0.7 M<sup>3</sup>/min.) @ 80 PSI (5.5 bar)



### 1100 Series Air Turbine Style Curved Tube Cleaner

#### Tube Size

- 5.000" to 13.225" ID
- 127.0mm to 335.9mm ID

#### Tube Section

- Curved

#### Type

- Soft, gummy or organic
- Hard powder

#### Thickness

- Light
- Medium

#### Flush

- Dry

#### Air

- 80-200 CFM (2.3-5.7 M<sup>3</sup>/min.) @ 80 PSI (5.5 bar)



### 1300 Series Air Turbine Style Curved Tube Cleaner

#### Tube Size

- 2.125" to 4.999" ID
- 54.0mm to 127mm ID

#### Tube Section

- Curved

#### Type

- Hard powder
- Rock solid

#### Thickness

- Medium
- Heavy

#### Flush

- Dry

#### Air

- 65-135 CFM (1.8-3.8 M<sup>3</sup>/min.) @ 80 PSI (5.5 bar)

The air turbine style motor design provides an immediate and powerful startup to drive the cleaning head down the tube at a high speed, removing light to medium deposits of scale, mud, and other process residues.

#### Features & Benefits:

- Powerful motor design allows for immediate motor startup.
- The motor requires no special tools for repair.
- Armored hose design for rigidity and heat resistance.

#### Spares & Accessories:

- 6055 Lubricator
- Hand & Foot Valves, see page 142
- Operating Hoses, see page 143



Lubricator



# Turbine Style Curved Tube Cleaners

## D600 Series - 0.791" to 2.124" (20.1 to 4.0mm)

D600 Series - 0.791" to 2.124" (20.1 to 54.0mm)											
Tube ID Range		Min. Bend Radius	Cleaner Package	Motor Diameter	Motor Part # & Thread Size	Universal Coupling	Cone Cutter	Adapter	Expanding Brush	Flexible Holder	Operating Hose* & Pipe Thread
Inch	mm										
0.791-0.815	20.09-20.70	6.000" (152.40mm)	D661-22-1	0.687" (17.45mm)	D66100-22 5/16-18	L69300	17702	8434A	350000	420000CC	**85HS025-XX 3/16"
0.816-0.890	20.73-22.61		D661-22-2						350200		
0.891-0.910	22.63-23.11		D661-22-3						350400		
0.911-0.940	23.14-23.88		D662-25-1	0.781" (19.84mm)	D66200-25 5/16-18	19062	8436A	350600			
0.941-1.040	23.90-26.42		D663-28-1	0.875" (22.22mm)	D66300-28 5/16-18	L69400	19840	8436C	350800	420100	
1.041-1.100	26.44-27.94		D663-28-2	0.968" (24.59mm)	D66300-31 5/16-18				19076		
1.101-1.140	27.97-28.96		D663-31-1	1.062" (26.55mm)	D66500-34 3/8-16	L69500	19077	8436E	351000		
1.141-1.180	28.98-29.97		D663-31-2						351400		
1.181-1.242	30.00-31.55		D663-31-3						351600		
1.243-1.270	31.57-32.26		D665-34-1	1.250" (31.75mm)	D66500-40 3/8-16	L69600	19078	8440A	351800	420200BD	
1.271-1.300	32.28-33.02		D665-34-2						352000		
1.301-1.360	33.05-34.54		D665-34-3						352200		
1.361-1.410	34.57-35.81		D665-34-4						352400		
1.411-1.445	35.84-36.70		D665-34-5						352600		
1.446-1.490	36.73-37.85		D665-40-1	1.437" (36.50mm)	D66800-46 7/16-14	L45500	19814	352800	352800	420300DD	
1.491-1.525	37.87-38.74		D665-40-2						352900		
1.526-1.600	38.76-40.64		D665-40-3						353000		
1.601-1.640	40.67-41.66		D665-40-4	1.625" (41.28mm)	D66800C52 7/16-14	313800	353200A	353400A	353200A	****85HD050-XX 1/2"	
1.641-1.680	41.68-42.67		D665-40-3						353400A		
1.681-1.725	42.70-43.82		D665-40-4								
1.726-1.772	43.84-45.01	D668-46-1									
1.773-1.820	45.03-46.23	D668-46-2									
1.821-1.910	46.25-48.51	D668-46-3									
1.911-2.000	48.54-50.80	D668C52-1									
2.001-2.040	50.83-51.82	D668C52-2									
2.041-2.124	51.84-53.95										

\* Operating Hoses are available in 25ft & 50ft sizes. XX signifies desired hose length (ex: 85HS037-25).

\*\* Recommend use with Air Valve 720200. Air Valve sold separately.

\*\*\* Recommend use with Air Valve 720300. Air Valve sold separately.

\*\*\*\* Recommend use with Air Valve 720400. Air Valve sold separately.



# Turbine Style Curved Tube Cleaners

## 1300 Series - 2.125" to 4.999" (54.0 to 127.0mm)

1300 Series - 2.125" to 4.999" (54.0 to 127.0mm)											
Tube ID Range		Min. Bend Radius		Cleaner Package	Motor Diameter	Motor Part # & Thread Size	Universal Coupling	Cutter Head	Type "G" Brush	Operating Hose* & Pipe Thread	Air Valve
Inch	mm	Inch	mm								
2.125-2.249	53.98-57.12	12.000	304.80	1370C-1	1.750" (44.45mm)	137000C1750 1/2-13			3145-6	85HD050-XX 1/2"	720400
2.250-2.374	57.15-60.30	9.000	228.60								
2.375-2.499	60.33-63.47	12.00	304.80	1395C-1	1.875" (47.63mm)	139500C1875 1/2-13	L76200A	336000	3145-8		720500
2.500-2.624	63.50-66.68	9.000	228.60	1395C-2							
2.625-2.749	66.68-69.82	10.000	254.00	1395C-3	2.125" (53.98mm)	137400D2125 5/8-11	L27600	336100	3146-2		720600
2.750-2.874	69.85-73.00	15.000	381.00	1374C-1							
2.875-2.999	73.03-76.17	11.000	297.40	1374C-2	2.375" (60.33mm)	136400D2375 3/4-10	L52200	336200	3147-4	85HD075-XX 3/4"	720500
3.000-3.249	76.20-82.52	11.000	297.40	1374C-3							
3.250-3.499	82.55-88.87	14.000	355.60	1364C-1	2.625" (66.68mm)	134200D2625 3/4-10	L28000	336200	3147-6		720600
3.500-3.749	88.90-95.22	12.000	304.80	1364C-2							
3.750-3.99	95.25-101.57	21.000	533.40	1342C-1	2.875" (73.03mm)	139300D2875 3/4-10	L28000	336300	3151-2		720600
4.000-4.249	101.60-107.92	12.000	304.80	1364C-3							
4.250-4.499	107.95-114.27	15.000	381.00	1342C-2	3.000" (76.20mm)	132500D3000 7/8-9	L37300	336400	3196-8		720600
4.500-4.749	117.30-120.62	13.000	330.20	1393C-1							
4.750-4.999	120.65-126.97	16.000	406.40	1393C-2	3.625" (92.08mm)	139900D3625 1 1/8-12	L51000	316500	3196-10	85HD100-XX 1"	720600
		14.000	355.60	1325C-1							
		18.000	457.20	1325C-2	3.000" (76.20mm)	132500D3000 7/8-9	L37300	336400	3196-10		720600
		14.000	355.60	1325C-1							
		15.000	381.00	1325C-2	3.625" (92.08mm)	139900D3625 1 1/8-12	L51000	336400	3196-10		720600
		16.000	406.40	1399C-1							
		26.000	660.40	1399C-1	3.000" (76.20mm)	132500D3000 7/8-9	L37300	316500	3196-10		720600
		16.000	406.40	1325C-2							
		21.000	533.40		3.625" (92.08mm)	139900D3625 1 1/8-12	L51000	316500	3196-10		720600
		16.000	406.40	1399C-1							
		18.000	457.20		3.625" (92.08mm)	139900D3625 1 1/8-12	L51000	316500	3196-10		720600
		18.000	457.20								

Note: Operating hoses are sold separately for these Cleaner Packages.

\* Operating Hoses are available in 25ft & 50ft sizes. XX signifies desired hose length (ex: 85HS037-25).



# Turbine Style Curved Tube Cleaners

## 1100 Series - 5.000" to 9.975" (127.0 to 253.4mm)

For 1100 Series, tube ID range 6.250" to 13.225" (158.8mm to 335.9mm) air turbine motors will be equipped with motor sleeves to allow the use of small, lightweight motors, reducing the size of the operating hose required.

1100 Series - 5.000" to 9.975" (127.0 to 253.4mm)												
Tube ID Range		Min. Bend Radius	Cleaner Package	Motor Sleeve Diameter	Motor Diameter	Motor Part # & Thread Size	Universal Coupling		H2 Cutter Head	Operating Hose* & Pipe Thread	Extension Piece	Fiveway Drill
Inch	mm						HD	Extra HD				
5.000-5.225	127.00-132.72	25.00" (635mm)	1126CH2-1	4.250" (107.95mm)	3.750" (95.25mm)	112600-3750 1 1/8-12			316800		8418L	H2347-750
5.250-5.475	133.35-139.07			4.500" (114.30mm)								
5.500-5.725	139.70-145.42			4.750" (120.65mm)								
5.750-5.975	146.05-151.77			5.000" (127.00mm)								
6.000-6.225	152.40-158.12	30.00" (762mm)	1126CH2-2	5.250" (133.35mm)	3.750" (95.25mm)	112600-3750 1 1/8-12	L45000		316900		4072C	
6.250-6.475	158.75-164.47			5.500" (139.70mm)								
6.500-6.725	165.10-170.82			5.750" (146.05mm)								
6.750-6.975	171.45-177.17			6.000" (152.40mm)								
7.000-7.225	177.80-183.52	35.00" (889mm)	1126CH2-3	6.250" (158.75mm)	4.750" (120.65mm)	112800B4750 1 3/8-12			L75600A			
7.250-7.475	184.15-189.87			6.500" (165.10mm)								
7.500-7.725	190.50-196.22			6.750" (171.45mm)								
7.750-7.975	196.85-202.57			7.000" (177.80mm)								
8.000-8.225	203.20-208.92	40.00" (1016mm)	1128CH2-1**	6.875" (174.63mm)	3.750" (95.25mm)	112600-3750 1 1/8-12	L75600A		L75600		85HD125-XX 1-1/4"	
8.250-8.475	209.55-215.27			7.125" (180.98mm)								
8.500-8.725	215.90-221.62			7.375" (187.33mm)								
8.750-8.975	222.25-227.97			7.625" (193.68mm)								
9.000-9.225	228.60-234.32	45.00" (1143mm)	1126CH2-3	7.875" (200.03mm)	3.750" (95.25mm)	112600-3750 1 1/8-12	L75600A		L75600		85HD125-XX 1-1/4"	4073E
9.250-9.475	234.95-240.67			8.125" (206.38mm)								
9.500-9.725	241.30-247.02			8.375" (212.73mm)								
9.750-9.975	247.65-253.37			8.625" (219.08mm)								
8.000-8.225	203.20-208.92	40.00" (1016mm)	1126CH2-3	7.125" (180.98mm)	3.750" (95.25mm)	112600-3750 1 1/8-12	L75600A		L75600		85HD100-XX 1"	H2509-1125
8.250-8.475	209.55-215.27			7.375" (187.33mm)								
8.500-8.725	215.90-221.62			7.625" (193.68mm)								
8.750-8.975	222.25-227.97			7.875" (200.03mm)								
9.000-9.225	228.60-234.32	45.00" (1143mm)	1128CH2-2**	8.125" (206.38mm)	3.750" (95.25mm)	112600-3750 1 1/8-12	L75600A		L75600		85HD100-XX 1"	4073G
9.250-9.475	234.95-240.67			8.375" (212.73mm)								
9.500-9.725	241.30-247.02			8.625" (219.08mm)								
9.750-9.975	247.65-253.37			8.875" (225.43mm)								

Note: Operating hoses are sold separately for these Cleaner Packages.

\* Operating Hoses are available in 25ft & 50ft sizes. XX signifies desired hose length (ex: 85HS037-25). \*\*For extra heavy duty cleaning applications.



# Turbine Style Curved Tube Cleaners

## 1100 Series - 10.000" to 13.225" (254.0 to 335.2mm)

Tube ID Range		Min. Bend Radius	Cleaner Package	Motor Sleeve Diameter	Motor Diameter	Motor Part # & Thread Size	Universal Coupling		H2 Cutter Head	Operating Hose* & Pipe Thread	Extension Piece	Fiveway Drill
Inch	mm						Heavy Duty	Extra Heavy Duty				
10.000-10.225	254.00-259.72	50.00" (1270mm)	1126CH2-4	9.125" (231.78mm)	3.750" (95.25mm)	112600-3750 1 1/8-12	L75600	317200	85HD100-XX 1"	4073G		
			1128CH2-2**		4.750" (120.65mm)	112800B4750 1 3/8-12			85HD125-XX 1-1/4"			
10.250-10.475	260.35-266.07	50.00" (1270mm)	1126CH2-4	9.375" (238.13mm)	3.750" (95.25mm)	112600-3750 1 1/8-12	L75600A	317200	85HD100-XX 1"	4073J	H1059-1125	
10.500-10.725	266.70-272.42		1128CH2-2	9.625" (244.48mm)	4.750" (120.65mm)	112800B4750 1 3/8-12			9.875" (250.83mm)			
10.750-10.975	273.05-278.77	55.00" (1397mm)	1128CH2-2	10.125" (257.18mm)			4.750" (120.65mm)	112800B4750 1 3/8-12	L75600	328000	85HD125-XX 1-1/4"	4073N
11.000-11.225	279.40-285.12			10.375" (263.53mm)								
11.250-11.475	285.75-291.47	55.00" (1397mm)	1128CH2-3**	10.625" (269.88mm)	4.750" (120.65mm)	112800B4750 1 3/8-12	L75600	328000	85HD125-XX 1-1/4"	4073N		
11.500-11.725	292.10-297.82			10.875" (276.23mm)								
11.750-11.975	298.45-304.17	60.00" (1524mm)	1128CH2-3**	11.125" (282.58mm)	4.750" (120.65mm)	112800B4750 1 3/8-12	L75600	328000	85HD125-XX 1-1/4"	4073N		
12.000-12.225	304.80-310.52			11.375" (288.93mm)								
12.250-12.475	311.15-316.87	60.00" (1524mm)	1128CH2-3**	11.625" (295.28mm)	4.750" (120.65mm)	112800B4750 1 3/8-12	L75600	328000	85HD125-XX 1-1/4"	4073N		
12.500-12.725	317.50-323.22			11.875" (301.63mm)								
12.750-12.975	323.85-329.57	60.00" (1524mm)	1128CH2-3**	12.125" (307.8mm)	4.750" (120.65mm)	112800B4750 1 3/8-12	L75600	328000	85HD125-XX 1-1/4"	4073N		
13.000-13.225	330.20-335.92											

Note: Operating hoses are sold separately for these Cleaner Packages.

\* Operating Hoses are available in 25ft & 50ft sizes. XX signifies desired hose length (ex: 85HS037-25). \*\*For extra heavy duty cleaning applications.



# Mechanical Tube Cleaning Advantages & Common Misconceptions


Tube cleaning is a necessary part of any vessel maintenance process. Depending on the application, water, gases, and other caustic chemicals can be run through the unit. Overtime, these compounds cause deposit build-up inside of the tubes, resulting in a loss in operating efficiency. As deposit builds, the energy required to run that vessel can be extremely high, and eventually lead to tube wall loss and leaks. To maintain efficiency and prolong the life of the tubes, cleaning and inspections should occur at regular intervals.





# Turbine Style Tube Cleaners

## Cleaning Heads



### Threaded Cone Cutter

Tube Section: Straight or Curved  
 Deposit: Light – Medium  
 Distribution: Even or Uneven  
 Cleaner Series: D600 Series - smaller ID's

Tube ID Range		Head	Thread	Adapter	Adapter Thread
Inch	mm				
0.437 - 0.499	11.10 - 12.67	16509	#10-32UNF	8431A	10-32 UNF x 10-32 UNF
0.500 - 0.624	12.70 - 15.85	19768	#10-32UNF	8431B	10-32 UNF x 12-24 UNC
0.625 - 0.686	15.88 - 17.42	16526	1/4-20UNC	8434C	1/4-20 UNC x 5/16-18 UNC
0.687 - 0.811	17.45 - 20.60	17702	1/4-20UNC	8434C	1/4-20 UNC x 5/16-18 UNC
0.812 - 0.874	20.62 - 22.20	19062	5/16-18UNC	8436A	5/16-18 UNC x 5/16-18 UNC
0.875 - 0.999	22.23 - 25.37	19840	3/8-16UNC	8436C	5/16-18 UNC x 3/8-16 UNC
1.000 - 1.124	25.40 - 28.55	19076	3/8-16UNC	8436C	5/16-18 UNC x 3/8-16 UNC
1.125 - 1.249	28.58 - 31.72	19077	7/16-14UNC	8436E	5/16-18 UNC x 7/16-14 UNC
1.250 - 1.374	31.75 - 34.90	19078	7/16-14UNC	8440A	7/16-14 UNC x 7/16-14 UNC
1.375 - 1.499	34.93 - 38.07	19813	7/16-14UNC	8440A	7/16-14 UNC x 7/16-14 UNC
1.500 - 1.749	38.10 - 44.42	19814	7/16-14UNC	8440A	7/16-14 UNC x 7/16-14 UNC
1.750 - 2.000	44.45 - 50.80	19824	5/8-11UNC	8440G	7/16-14 UNC x 5/8-11 UNC



### Single Pin Head

Tube Section: Straight or Curved  
 Deposit: Light – Medium  
 Distribution: Even or Uneven  
 Cleaner Series: D600 Series - larger ID's

Tube ID Range		Head	Thread
Inch	mm		
1.125 - 1.374	28.58 - 34.90	319000	3/8-16 M
1.375 - 1.499	34.93 - 38.07	313400	3/8-16 M
1.500 - 1.624	38.10 - 41.25	313500	7/16-14 M
1.625 - 1.749	41.28 - 44.42	313600	7/16-14 M
1.750 - 1.999	44.45 - 50.77	313700	7/16-14 M
2.000 - 2.249	50.8 - 57.12	313800	7/16-14 M
2.250 - 2.500	57.15 - 63.50	315800	5/8-11 M



### KM Drill

Tube Section: Straight  
 Deposit: Medium – Heavy  
 Distribution: Even or Uneven  
 Cleaner Series: 1300 Series, 1100 Series



### Drill Head

Tube Section: Straight or Curved  
 Deposit: Medium – Heavy  
 Distribution: Even or Uneven  
 Cleaner Series: 1300 Series, 1100 Series



### Type "G" Brush

Tube Section: Straight or Curved  
 Deposit: Light – Medium  
 Distribution: Even  
 Cleaner Series: D600 Series, 1300 Series

Tube ID Range		Head	Male Thread
Inch	mm		
1.500 - 1.624	38.10 - 41.25	5097-1-1/2N	1/2-13
1.625 - 1.749	41.28 - 44.42	5097-1-5/8N	
1.750 - 1.874	44.45 - 47.60	5097-1-3/4N	
1.875 - 1.999	47.63 - 50.77	5097-1-7/8N	
2.000 - 2.240	50.80 - 56.90	5097-2Q	5/8-11
2.250 - 2.499	57.15 - 63.47	5097-2-1/4Q	
2.500 - 2.750	63.50 - 69.85	5097-2-1/2R	
			3/4-10

Tube ID Range		Head	Male Thread
Inch	mm		
1.125 - 1.374	28.58 - 34.90	H1145-312	5/16-18
1.375 - 1.624	34.93 - 41.25	H1144-437	
1.500 - 1.749	38.10 - 44.42	H1105-437	7/16-14
1.750 - 1.999	44.45 - 50.77	H1058-437	
2.000 - 2.249	50.80 - 57.12	H1059-437	
2.250 - 2.499	57.15 - 63.47	H1166-625	
2.500 - 2.874	63.5 - 73.00	H2356-625	5/8-11
2.875 - 3.124	73.03 - 79.35	H2404-750	
3.125 - 3.374	79.38 - 85.70	H2355-750	3/4-10
3.375 - 3.749	85.73 - 95.22	H2347-750	
3.750 - 4.250	95.25 - 107.9	H2509-1125	
			1-1/8-12

Tube ID Range		Brush	Male Thread
Inch	mm		
1.750 - 1.999	44.45 - 50.77	3083-8	7/16-14
2.000 - 2.249	50.80 - 57.12	3145-4	
2.250 - 2.499	57.15 - 63.47	3145-8	
2.500 - 2.749	63.50 - 69.82	3147-4	5/8-11
2.750 - 2.999	69.85 - 76.17	3147-8	
3.000 - 3.249	76.20 - 82.52	3196-4	3/4-10
3.250 - 3.499	82.55 - 88.87	3196-8	
3.500 - 3.749	88.90 - 95.22	3196-10	
3.750 - 4.000	95.25 - 101.6	3196-10	





# Turbine Style Tube Cleaners

## Cleaning Heads



### Swing Frame- Long Surface

Tube Section: Straight  
 Deposit: Medium – Heavy  
 Distribution: Even  
 Cleaner Series: 1300 Series, 1100 Series

Minimum Tube ID		Head Part Number	Expansion Range		Spider	Spider Thread	Arm	Arm Pin	Cutter Pin	Cone Cutter	Straight Cutter	Keeper Pin	Head Lock
Inch	mm		Inch	mm									
2.250	57.15	337300	2.000-2.875	50.80-73.03	337302	1/2"-13 M	337304	337306	337307	H-36008	T-19061	337312	337346
2.625	66.68	337400	2.312-3.250	58.72-82.55	337402	1/2"-13 F	337404	337306	337307	H-36008	T-19061	337312	337446
3.00	76.20	337500	2.625-3.625	66.68-92.08	337502	1/2"-13 F	337504	337506	337507	T-17745-A	T-16986-A	337512	337546
3.750	95.25	337700	3.375-4.625	85.73-117.48	337702	3/4"-10 F	337704	337606	337607	T-17119	T-16686-A	337712	337746
5.000	127.00	337900	6.626-6.375	117.50-161.93	337902	1-1/8"-12 F	337904	337906	337907	T-16863	T-16865	337912	337946
6.000	152.40	338000	5.625-7.375	142.88-187.33	338002	1-1/8"-12 F	337904	337906	337907	T-16863	T-16865	337912	338046



### Swing Frame- Short Surface

Tube Section: Straight, Curved  
 Deposit: Medium  
 Distribution: Even  
 Cleaner Series: 1300 Series

Minimum Tube ID		Head Part Number	Expansion Range		Spider	Spider Thread	Arm	Arm Pin	Cutter Pin	Cone Cutter	Star Cutter	Keeper Pin	Head Lock
Inch	mm		Inch	mm									
2.125	53.98	336000	1.937-2.875	49.20-73.03	336002	7/16-14 M	336004	335906	335907	H-35908	H-35909	336012	336046
2.500	63.50	336100	2.125-3.125	53.98-79.38	336102	5/8-11 M	336104	335906	335907	H-35908	H-35909	336112	336146
2.875	73.03	336200	2.875-3.500	73.03-88.90	336202	5/8-11 M	336204	336206	336207	H-36008	H-36009	336212	336246
3.250	82.55	336300	3.250-3.875	82.55-98.43	336302	3/4-10 M	336304	336206	336307	T-17745	H-36209	336312	336346
3.500	88.90	336400	3.500-4.250	88.90-107.95	336402	3/4-10 M	336404	336406	336407	H-36308	H-36309	336412	336446



# Turbine Style Tube Cleaners

## Cleaning Heads



### UO Head

Tube Section: Straight  
 Deposit: Heavy – Very Heavy  
 Distribution: Even  
 Cleaner Series: 1300 Series, 1100 Series

Minimum Tube ID		Head #	Expansion Range		Spider	Spider Thread		Center Plate	Head Lock	Cutter Pin	Cone Cutter	Straight Cutter
Inch	mm		Inch	mm		Front	Rear					
1.875	47.63	302600	1.750-1.937	44.45-49.20	302602	1/2"-13 F	1/2"-13 F	302634	302646	19390	T17565	T17564
2.00	50.80	302700	1.875-2.062	47.63-52.37	302702	1/2"-13 F	1/2"-13 F	302734	302746	19390	T17565	T17564
2.125	53.98	302800	2.000-2.312	50.80-58.72	302802	1/2"-13 F	1/2"-13 F	302834	302846	19390	H36008	T19061
2.250	57.15	302900	2.125-2.437	53.98-61.90	302902	1/2"-13 F	1/2"-13 F	302934	302946	19390	H36008	T19061
2.375	60.33	303000	2.250-2.625	57.15-66.68	303002	5/8"-11 F	5/8"-11 F	303034	303046	19390	H153408	T16986
2.500	63.50	303100	2.375-2.750	60.33-69.85	303102	5/8"-11 F	5/8"-11 F	303134	303146	19390	H153408	T16986
2.625	66.68	303200	2.500-2.875	63.50-73.03	303202	5/8"-11 F	5/8"-11 F	303234	303246	18414	H36308	T16983
2.750	69.85	303300	2.532-3.000	65.07-76.20	303202	5/8"-11 F	5/8"-11 F	303334	303346	18414	T19797	T19798
2.875	73.03	303400	2.687-3.187	68.25-80.95	303402	3/4"-10 F	3/4"-10 F	303434	303446	18414	T19797	T19798
3.000	76.20	303500	2.812-3.250	71.42-82.55	303502	3/4"-10 F	3/4"-10 F	303534	303546	18064	T17119	T16658A
3.250	82.55	303600	3.062-3.625	77.77-92.08	303602	3/4"-10 F	1"-8 F	303634	303646	18064	T18539	T17910
3.500	88.90	303700	3.312-3.875	84.12-98.43	303702	3/4"-10 F	1"-8 F	303734	303746	18064	T16657	T16658A
3.750	95.25	303800	3.562-4.250	90.47-107.95	303802	7/8"-9 F	1"-8 F	303834	303846	18086	T19777	T19778
4.000	101.60	303900	3.812-4.500	96.82-114.30	303902	7/8"-9 F	1-1/8"-12 F	303934	303946	303907	T16863	T16865
4.250	107.95	304000	4.000-4.625	101.60-117.48	303902	7/8"-9 F	1-1/8"-12 F	303934	304046	303907	T16863	T16865
4.500	114.30	304100	4.250-5.000	107.95-127.00	304102	7/8"-9 F	1-1/8"-12 F	304134	304146	303907	T19516	T19517
4.750	120.65	304200	4.500-5.250	114.30-133.35	304202	7/8"-9 F	1-1/8"-12 F	304234	304246	303907	T19516	T19517
5.000	127.00	304300	4.750-5.500	120.65-139.70	304202	7/8"-9 F	1-1/8"-12 F	304334	304346	303907	T19516	T19517
5.250	133.35	304400	5.000-5.750	127.00-146.05	304402	1-1/8"-12 F	1-1/8"-12 F	304434	304446	304507	T17079	T18805
5.500	139.70	304500	5.250-6.000	133.35-152.40	304502	1-1/8"-12 F	1-1/8"-12 F	304534	304546	304507	T17079	T18805



### Clipless Head

Tube Section: Straight or Curved  
 Deposit: Medium  
 Distribution: Even  
 Cleaner Series: 1100 Series, 1300 Series

Minimum Tube ID		Head #	Expansion Range	Spider	Spider Thread	Arm	Arm Pin	Cutter Pin	Cone Cutter	Straight Cutter
Inch	mm									
1.750	44.45	H63500	1-1/2" - 2" (38.10 - 50.80mm)	H63502	1/2-13 M	H63504	H63506	H63507	T17565	H63509
2.000	50.80	H63600	1-3/4" - 2-1/4" (44.45 - 57.15mm)	H63602	5/8-11 M	H63604	H63606	H63607	H46108	H47909



# Turbine Style Tube Cleaners

## Cleaning Heads



### Expanding Brush/Scrapper

Tube Section: Straight or Curved  
 Deposit: Light  
 Distribution: Even  
 Cleaner Series: D600 Series, 1300 Series

Heavy Duty Expanding Brush/Scrapper				
Brush Expansion		Assembly #	Brush Refill Sets	Spider Thread
Min	Max			
1.937" (49.2mm)	2.250" (57.2mm)	P770	N774-6	9/16-12 UNC
		P770A	N774-6	7/16-14 UNC
		S770	N774-6	5/8-11 UNC
2.062" (53.4mm)	2.500" (63.5mm)	N770	N774-6	9/16-12 UNC
		N770A	N774-6	7/16-14 UNC
		M770	N774-6	5/8-11 UNC
2.437" (61.9mm)	2.750" (69.9mm)	R770	R774-6	5/8-11 UNC
2.687" (68.2mm)	3.000" (76.2mm)	T770	T774-6	5/8-11 UNC
3.125" (79.4mm)	3.625" (92.1mm)	V770	V774-6	7/8-9 UNC
		V770A	V774-6	3/4-10 UNC
3.500" (88.9mm)	4.187" (106.3mm)	Y770	Y774-6	7/8-9 UNC
		Y770A	Y774-6	3/4-10 UNC
4.125" (104.8mm)	5.250" (133.4mm)	H770	X474-6	1-1/8 - 7 UNC
		H770A	X474-6	3/4-10 UNC

To order an expanding scrapper head assembly, add "SB-#" suffix to expanding brush assembly number (i.e. N774SB-6).



Scrapper Blade

Expanding Brush/Scrapper					
Tube ID Range		Assembly #	Brush Refill Sets	Scrapper Blade Sets	Frame Thread
Straight	Curved				
0.730"-0.752" (18.5-19.1mm)	0.770"-0.790" (19.6-20.1mm)	350000	350037-4	SB1-4	5/16-18 M
0.753"-0.778" (19.1-19.8mm)	0.791"-0.815" (20.1-20.7mm)	350100	350137-4	SB1-4	
0.779"-0.810" (19.8-20.6mm)	0.816"-0.850" (20.7-21.6mm)	350200	350237-4	SB2-4	
0.811"-0.850" (20.6-21.6mm)	0.851"-0.890" (21.6-22.6mm)	350300	350337-4	SB2-4	
0.851"-0.871" (21.6-22.1mm)	0.891"-0.910" (22.6-23.1mm)	350400	350437-4	SB3-4	
0.872"-0.900" (22.1-22.9mm)	0.911"-0.940" (23.1-23.9mm)	350500	350537-4	SB3-4	
0.901"-0.950" (22.9-24.1mm)	0.941"-0.990" (23.9-25.1mm)	350600	350637-4	SB4-4	
0.951"-1.000" (24.2-25.4mm)	0.991"-1.040" (25.2-26.4mm)	350700	350737-4	SB4-4	
1.001"-1.040" (25.4-26.4mm)	1.041"-1.075" (26.4-27.3mm)	350800	350837-4	SB5-4	
1.041"-1.072" (26.4-27.2mm)	1.076"-1.100" (27.3-27.9mm)	350900	350937-4	SB5-4	
1.073"-1.100" (27.3-27.9mm)	1.101"-1.140" (28.0-29.0mm)	351000	351037-4	SB6-4	
1.101"-1.138" (28.0-28.9mm)	1.141"-1.180" (29.0-30.0mm)	351100	351137-6	SB6-6	
1.139"-1.178" (28.9-29.9mm)	1.181"-1.220" (30.0-31.0mm)	351200	351237-6	SB7-6	
1.179"-1.206" (29.9-30.6mm)	1.221"-1.242" (31.0-31.5mm)	351300	351337-6	SB7-6	
1.207"-1.230" (30.7-31.2mm)	1.243"-1.270" (31.6-32.3mm)	351400	351437-6	SB8-6	
1.231"-1.256" (31.3-31.9mm)	1.271"-1.300" (32.3-33.0mm)	351500	351537-6	SB9-6	
1.257"-1.290" (31.9-32.8mm)	1.301"-1.330" (33.0-33.8mm)	351600	351637-6	SB10-6	
1.291"-1.321" (32.8-33.6mm)	1.331"-1.360" (33.8-34.5mm)	351700	351737-6	SB11-6	
1.322"-1.370" (33.6-34.8mm)	1.361"-1.410" (34.6-35.8mm)	351800	351837-6	SB11-6	
1.371"-1.400" (34.8-35.6mm)	1.411"-1.445" (35.8-36.7mm)	351900	351937-6	SB11-6	
1.401"-1.450" (35.6-36.8mm)	1.446"-1.490" (36.7-37.8mm)	352000	352037-6	SB12-6	
1.451"-1.484" (36.9-37.7mm)	1.491"-1.525" (37.9-38.7mm)	352100	352137-6	SB12-6	
1.485"-1.525" (37.7-38.7mm)	1.526"-1.570" (38.8-39.9mm)	352200	352237-6	SB13-6	
1.526"-1.563" (38.8-39.7mm)	1.571"-1.600" (39.9-40.6mm)	352300	352337-6	SB13-6	
1.564"-1.600" (39.7-40.6mm)	1.601"-1.640" (40.7-41.7mm)	352400	352437-8	SB14-8	
1.601"-1.635" (40.7-41.5mm)	1.641"-1.680" (41.7-42.7mm)	352500	352537-8	SB14-8	
1.636"-1.675" (41.6-42.5mm)	1.681"-1.700" (42.7-43.2mm)	352600	352637-8	SB15-8	
1.676"-1.700" (42.6-43.2mm)	1.701"-1.725" (43.2-43.8mm)	352700	352737-8	SB16-8	
1.701"-1.730" (43.2-43.9mm)	1.726"-1.772" (43.8-45.0mm)	352800	3528378	SB17-8	
1.731"-1.780" (44.0-45.2mm)	1.773"-1.820" (45.0-46.2mm)	352900	352937-8	SB18-8	
1.781"-1.820" (45.2-46.2mm)	1.821"-1.865" (46.3-47.4mm)	353000	353037-8	SB19-8	
1.821"-1.880" (46.3-47.8mm)	1.860"-1.910" (47.2-48.5mm)	353100A	352437-8	SB19-8	
1.881"-1.920" (47.8-48.8mm)	1.911"-1.950" (48.5-49.5mm)	353200A	352537-8	SB20-8	
1.921"-1.970" (48.8-50.0mm)	1.951"-2.000" (49.6-50.8mm)	353300A	352637-8	SB20-8	
1.971"-2.010" (50.1-51.1mm)	2.001"-2.040" (50.8-51.8mm)	353400A	352737-8	SB16-8	
2.011"-2.050" (51.1-52.1mm)	2.041"-2.080" (51.8-52.8mm)	353500A	352837-8	SB18-8	
2.051"-2.100" (52.1-53.3mm)	2.081"-2.140" (52.9-54.4mm)	P770A	N774-6	SB21-6	
2.101"-2.150" (53.4-54.6mm)	2.141"-2.180" (54.4-55.4mm)	353700A	353037-8	SB21-8	



# Turbine Style Tube Cleaners

## Cleaning Heads



### Two & Three Arm Heads

Tube Section: Straight or Curved  
 Deposit: Medium – Heavy  
 Distribution: Uneven  
 Cleaner Series: 1100 Series, 1300 Series

Minimum Tube ID		Head #	Expansion Range	Spider	Arm	Arm Pin	Short Cutter Pin	Long Arm	Long Cutter Pin	Thread	Cone Cutter
Inch	mm										
1.375	34.93	250L	1-1/8" - 1-1/2" (28.58 - 38.10mm)	251L	253L		255L	252L	254L	7/16-14 F	H35708
1.750	44.45	L550	1-1/2" - 2-3/4" (38.10 - 69.85mm)	K551	L553	K556	L555			7/16-14 M	



### H2 Head

Tube Section: Straight or Curved  
 Deposit: Heavy – Very Heavy  
 Distribution: Uneven  
 Cleaner Series: 1300 Series, 1100 Series

Minimum Tube ID		Head #	Expansion Range	Spider	Arm	Long Arm	Short Cutter Pin	Long Cutter Pin	Cone Cutter	Thread
Inch	mm									
2.500	63.50	316000	2.125" - 2.938" (53.98 - 74.61mm)	316002	17743	17742	17746A	17746	T17745	5/8-11 M
2.750	69.85	316100	2.500" - 3.188" (63.50 - 80.96mm)	316102	4174	16764	17048A	17048	H36308	
3.250	82.55	316300	3.0625" - 3.750" (77.79 - 95.25mm)	316302					T17119A	
3.500	82.55	316400	3.188" - 4.500" (80.96 - 114.30mm)	316402	16655	16771	17050	17049	T16657	3/4-10 M
3.750	88.90	316500	3.500" - 4.563" (88.90 - 115.89mm)	316502						
4.000	95.25	316600	3.750" - 4.813" (95.25 - 122.24mm)	316602						
4.500	101.60	316700	4.250" - 5.625" (107.95 - 142.88mm)	316702						
5.500	114.30	316800	4.250" - 7.500" (107.95 - 190.5mm)	316802	18039			18036	T16863	1-1/8-12 F
6.500	139.70	316900	5.250" - 8.500" (133.35 - 219.90mm)	316902				18036	T19516	
8.500	165.10	317100	6.750" - 10.750" (171.45 - 273.05mm)	317102	317104				H30708	1-3/8-12 F
10.000	215.90	317200	7.250" - 12.000" (107.95 - 304.80mm)	317202						
14.000	254.00	328000	9.000" - 15.500" (228.60 - 393.70mm)	304902	304904A		317107			1-5/8-12 F
18.000	355.60	328200	14.000" - 20.500" (355.60 - 520.70mm)	305102						



# More Accurate

## Than Common 2 Point Calipers



**3 point contact measures where the actual rolling will occur.**

Elliott's Tube Hole Gauges make it easy to accurately measure tube IDs and tube sheet holes found in vessels such as heat exchangers, chillers, and surface condensers.

More information on page 10.  
Visit our website for more information:  
[www.elliott-tool.com/tube-hole-gauges/](http://www.elliott-tool.com/tube-hole-gauges/)



# Turbine Style Tube Cleaners

## Accessories

Air valves offer an easy way for operators to control the air supply between the hose and turbine motor. Designed for either hand or foot operation.



Air Valve



Foot Valve

Air Valves									
Threads	Valve Assembled	Valve Body	Valve Stem	Lock Screw	Handle	"O" Ring	Diameter	Length	Reducer Bushing*
1/8F x 1/8M	720100	720101	720102	720103	-	P8309-2	31/64"	1-31/32"	N/A
1/4F x 1/4M	720200	720201	720202	P8302-61	-	P8309-5	45/64"	1-31/32"	
3/8F x 3/8M	720300	720301	720302	P8302-60	-	P8309-7	63/64"	2-13/32"	
1/2F x 1/2M	720400	720401	720402	-	720403	P8309-7	1-5/16"	1-13/16"	
3/4F x 3/4M	720500	720501	720502	-	720403	P8309-9A	1-19/32"	1-15/16"	
1F x 1M	720600	720601	720602	-	720603	P8309-10A	1-7/8"	2-1/4"	
Foot Valve									
1" NPT F x 1/4" NPT F	720700B	720701	-	-	-	P8309-7	-	-	41-50785K85
1" NPT F x 3/8" NPT F									41-50785K77
1" NPT F x 1/2" NPT F									41-50785K78
1" NPT F x 3/4" NPT F									41-50785K79
1" NPT F x 1" NPT F									N/A

\*Required for use of the foot valve



Flexible Holders			
Threads	Shaft Diameter	Approx. Length	Part Number
#10-32F x 10-32F	3/16"	4"	420000
#12-24F x 12-24F		4-1/8"	420000BB
5/16-18F x 5/16-18F		4-1/4"	420000CC
5/16-18F x 5/16-18F	1/4"	5-1/4"	420100
5/16-18F x 3/8-16F			420100BC
3/8-16F x 3/8-16F	5/16"	6-1/4"	420200BB
3/8-16F x 7/16-14F			420200BD
7/16-14F x 7/16-14F			420200DD
7/16-14F x 7/16-14F			420300DD
1/2-13F x 7/16-14F	3/8"	7-1/4"	420300DF
5/8-11F x 5/8-11F			420500DD
3/4-10F x 5/8-11F	5/8"	9-1/4"	420600BD



# Operating Hoses

## 85 Series

### Pipe Thread

- 1/8" to 1-1/4"
- 3.18 to 31.8mm

Elliott's 85 Series Operating Hoses are designed to perform even in the toughest applications. Utilizing the latest manufacturing techniques and materials, these hoses provide the durability and rigidity you need to get the job done.

### Standard Operating Hose

Elliott's Standard hose is great for smaller turbine cleaning applications with light to medium deposits.

### Heavy Duty Operating Hose

Elliott's Heavy Duty hose is designed to hold up in tougher applications. Made with an internal layer of steel braiding and an abrasion and oil resistant wrap, this hose is ideal for pipe rattling applications, heavy deposits, and large transfer lines.

### High Temperature Operating Hose

Elliott's High Temperature hose is engineered to withstand high heat applications. This innovative design pairs a durable, double-braided hose with an insulating Kevlar sleeve, rated to perform in upwards of 500°F, making it ideal for Aluminum Siphon cleaning.



Standard Operating Hose



Heavy Duty Operating Hose



High Temperature Operating Hose



High Temperature Kevlar Sleeve

Pipe Thread	Max Hose OD	Standard Hose	Heavy Duty Hose	High Temperature Hose*
1/8" (3.18mm)	15/32" (11.9mm)	85HS012-XX	-	-
1/4" (6.35mm)	1/2" (12.7mm)	85HS025-XX	-	85HT025-XX
3/8" (9.56mm)	11/16" (17.5mm)	85HS037-XX	-	85HT037-XX
1/2" (12.7mm)	1-1/8" (28.6mm)	-	85HD050-XX	85HT050-XX
3/4" (19.1mm)	1-1/2" (38.1mm)	-	85HD075-XX	85HT075-XX
1" (25.4mm)	1-3/4" (44.5mm)	-	85HD100-XX	85HT100-XX
1-1/4" (31.8mm)	2" (50.8mm)	-	85HD125-XX	-

Replace "XX" with "25" or "50" to indicate 25' or 50' length.  
\*High Temperature hoses are available in 10' and 25' lengths.



# Turbine Style Aluminum Siphon Tube Cleaners

## Tube Size

- 2.875" to 4.750" ID
- 73.0mm to 120.65mm ID

## Tube Section

- Curved

## Type

- Hard powder
- Rock solid

## Thickness

- Heavy

## Flush

- Dry

Why use boiler cleaning heads when cleaning siphon tubes? Elliott's powerful Turbine Style Motors and Drill Heads offer aggressively fast cleaning and are engineered specifically for aluminum siphon tubes.

Elliott offers a unique Combination Drill Head to clean aggressively reducing cleaning time. Universal Coupling options are available, including welded rivets and Limited Throw, for lasting performance and increased rotor life.

The easy-to-maintain design of Elliott's Turbine Style Tube Cleaner Motors decreases cost and maintenance.

Elliott's Aluminum Siphon Tube Cleaners may be hand operated or machine fed. Contact your local support or Elliott for additional details.



Drill Head



Combination Drill Head

## Features & Benefits:

- Optional stellited drills for extended life and cleaning performance.
- Our unique Combination Drill Head cleans siphon tubes aggressively reducing cleaning time.
- Optional Universal Coupling Rivets may be welded for lasting performance.
- Optional Limited Throw Universal Coupling increases the motor's rotor life.
- Design allows for easy change-over of parts and maintenance.

Motor & Thread	Motor OD	Air Inlet	Coupling & Thread	Drill Head	Drill Head OD	Combination Drill Head	Combination Drill Head OD	Operating Hose		
136400D2375 3/4"-10	2.375" (60.33mm)	3/4" NPT	L28000 5/8"-11	H2356-625S	2.250" (57.15mm)	78H	2.500" (63.5mm)	85HT075-XX		
			L28000A 3/4"-10	H2356-750S		78HS2				
ET4325K 3/4"-16	2.562" (65.07mm)		L57700C 5/8"-11	-	-	78H				
			L27700D 3/4"-10	H2404-750S	2.625" (66.68mm)	78HS2				
134200D2625 3/4"-10	2.625" (66.68mm)		L27700 3/4"-10	H2355-750S	2.875" (73.03mm)	78ES1			3.000" (76.2mm)	
ET4350K 7/8"-14	2.812" (71.42mm)		L37300F 3/4"-10	-	-	-			-	
132500D3000 7/8"-9	3.000" (76.2mm)		L37300 3/4"-10	H2509-1125S	3.500" (88.9mm)	-			-	85HT100-XX
			L44800A 1-1/8"-12	-	-	-			-	
139900D3625 1-1/8"-12	3.625" (92.08mm)		L44800 1-1/8"-12	-	-	-			-	

Replace "XX" with "10" or "25" to indicate 10' or 25' length.





# Gas Line Renewal

## Pipe Size

- 0.750" to 1.500"
- 19.05mm to 38.10mm

## Tube Section

- Straight

## Type

- Soft, gummy or organic
- Hard powder

## Thickness

- Light
- Medium

## Flush

- Dry


The air turbine style motor design provides an immediate and powerful startup to drive the cleaning head down the tube at a high speed, removing light to medium deposits of scale, mud, and other process residues.

## Features & Benefits:

- Powerful multi vane motors for fast start up.
- Cone shape cutter design for optimum pipe cleaning.
- Reinforced operating hose for longer service life.
- Bearing-less design makes it easy to service, with no special tools required.
- Metal vanes for motor durability and prolonged tool life.
- Optional air valves allow you to turn off supply near the motor, making it a one man operation.

## Spares & Accessories:

- 6055 Lubricator
- Operating Hose, *see table below or page 143*
- Air Valve, *see table below or page 142*
- Foot Valve, *see page 142*



“Elliott’s Gas Line Cleaners are phenomenal. They have a long tool life and are easy to rebuild - my guys love them!”

-Richard Rizzardi, Manager Gas Operations  
Miller Bros

Gas Line Renewal Kits							
Pipe Size		Kit Number	Motor	Universal	Cutter Head	Operating Hose	Air Valve
Inch	mm						
0.750"	19.05	75SP	D67000-18	L69100A	478D	85HS012-XX	720100
1.000"	25.40	100SP	D67300-28M	L69400	319000M	85HS037-XX	720300
1.250"	31.75	125SP	D67500-36	L51100	313500S		
1.500"	38.10	150SP	D67800-46	L76200A	313600S	85HD050-XX	720400

*Kits include 1 motor, universal, cutter head, and motor shaft wrench.  
Replace "XX" with "25" or "50" to indicate 25' or 50' length.*



# Pipe Rattling Equipment

## Oil Field Pipeyard Cleaning Motors & Heads

### Tube Size

- 2.375" to 20.000" OD
- 60.3mm to 508.0mm OD

### Tube Section

- Straight

### Type

- Hard powder
- Rock solid

### Thickness


- Medium
- Heavy

### Flush

- Dry

These product kits have been specially designed for the oil field. They are recommended for the most common sizes used in the oil field today.

Rattling equipment for oil field tubular products are ideal for 2.375" to 20.000" OD (60.3mm to 508.0mm). Additional sizes and configurations are available upon request.



### Features & Benefits:

- Powerful motors for fast cleaning.
- Engineered design that is easy to maintain.
- Armored hose design for rigidity and torque absorption.

### Rattling Equipment Kit Includes:

- Air Motor
- Motor Sleeve (where applicable)
- Wrench
- Cutter Head
- Head Coupling
- 2 Sets of replacement cutters
- 2 Sets of replacement cutter pins

### Spares & Accessories:

- Operating Hose: Highly recommended for proper operation and long life.
- 6055 Lubricator: Highly recommended for proper operation and long life.
- Foot Valve
- Replacement Cutters, Cutter Pins, & Arms
- Motor Paddles & Rotors

Rattling Equipment Kits			Rattling Equipment Accessories	
Outside Diameter Pipe or Casing		Part Number	Operating Hose	Foot Valve
2.375"	60.3mm	20308K	85HD075-XX	720700B
2.875"	73.0mm	20708K		
3.500"	88.9mm	30102K	85HD100-XX	
4.500"	114.3mm	40102K*		
5.000" - 5.500"	127.0 - 139.7mm	50000K		
7.000"	177.8mm	70000K*		
7.625"	193.7mm	70508K*		
8.625"	219.1mm	80508K*		
9.625"	244.5mm	90508K*	85HD125-XX	
10.750"	273.1mm	100304K*		
11.750"	298.5mm	110304K*		
13.375"	339.7mm	130308K*		
20.000"	508.0mm	200000K*	-	

\*Kit also includes Motor Sleeve.  
Replace "XX" with "25" or "50" to indicate 25' or 50' length.



# ET Series Oil Field Pipeyard Cleaning Motors & Heads

## Pipe Size

- 3/4" to 5-7/8" OD
- 19.05mm to 149.23mm OD

## Tube Section

- Straight

## Type

- Hard powder
- Rock solid

## Thickness

- Medium
- Heavy

## Flush


- Dry

The ET Series cleaning motors and heads are designed and tested using advanced engineering practices to confidently withstand tough cleaning applications and provide long tool life. The powerful motor combined with the cleaning head provide superior cleaning performance for oil field pipes and tubular products.

The ET Series offers a wide selection of cutters and cleaning heads for 7/8" to 4-3/4" (22.225 to 120.65mm) tubes ranging from single head cutters to spring loaded swing arm. Additional sizes and configurations are available upon request.

## Features & Benefits:

- The most advanced engineering and manufacturing principles for powerful performance and superior cleaning.
- Thoroughly tested, wear-resistant design for the longest tool life in the industry.
- Gearless design for easy maintenance.



## Spares & Accessories:

- Replacement Cutters, Cutter Pins, & Arms
- Motor Paddles & Rotors
- Operating Hose\*
- Air Valve (see page 142)\*
- Foot Valve (see page 142)\*
- 6055 Lubricator\*
- 6070 Filter/Lubricator\*

\* Used in hand cleaning operations



# ET Series

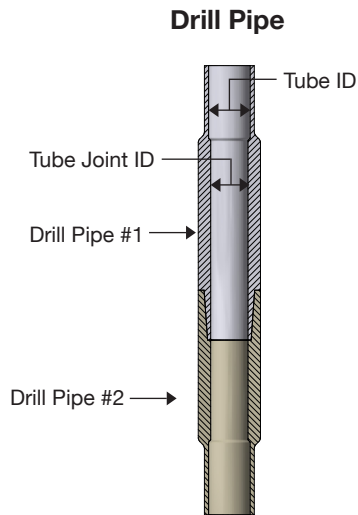
## Oil Field Pipeyard Cleaning Motors & Heads

### Tube Internal Diameter (ID)

Is a result of the OD and the wall thickness.

### Drift Diameter

Is the diameter of a 42" long mandrel that passes through the tubing joint. It is a foremost parameter as it gives the maximum OD of any equipment to run through the tubing string and accounts for roundness of a pipe.



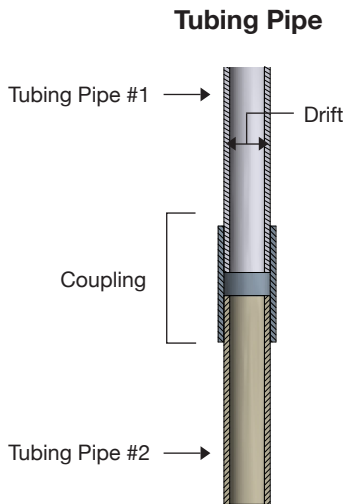
Single Pin Head



ETTC Head



ETP Head



Tubing Pipe Recommendation Chart						
Size	Weight	Drift	Connection	Head	Motor	Operating Hose
3/4"	1.50#	.648"	3/4"CS	D6701840	D67000-18	85HS012-XX
1"	2.25#	.848"	1"CS	ET2940	ET29A	85HS025-XX
1-1/4"	3.02#	1.184"	1-1/4"CS	ET12240	ET31	85HS037-XX
1-1/2"	3.64#	1.406"	1-1/2"CS	ETTC14	ET3150	85HD050-XX
2-1/16"	3.25#	1.657"	2-1/16"CS	ETTC11	ET3162	85HD075-XX
2-1/16"	3.25#	1.657"	2-1/16"GST	ETTC11	ET3162	85HD075-XX
2-3/8"	4.70#	1.901"	2-3/8"CS	ETTC16PY	ET3200	85HD075-XX
2-3/8"	4.70#	1.901"	2-3/8"EUE8rd	ETTC16PY	ET3200	85HD075-XX
2-3/8"	5.95#	1.773"	2-3/8"PH6	ETTC17PY	ET3178	85HD075-XX
2-7/8"	6.50#	2.347"	2-7/8"CS	ETP9PY*	ET3250*	85HD100-XX
2-7/8"	6.50#	2.347"	2-7/8"EUE8rd	ETP9PY*	ET3250*	85HD100-XX
2-7/8"	7.90#	2.229"	2-7/8"PH6	ETP15PY	ET3225	85HD075-XX
3-1/2"	9.30#	2.867"	3-1/2"CS	ETP6APY	ET3275	85HD100-XX
3-1/2"	10.30#	2.797"	3-1/2"CS	ETP6APY	ET3275	85HD100-XX
3-1/2"	9.30#	2.867"	3-1/2"EUE8rd	ETP6APY	ET3275	85HD100-XX
3-1/2"	12.95#	2.625"	3-1/2"PH6	ETP7SPY	ET3275	85HD100-XX
4-1/2"	12.75#	3.833"	4-1/2"CS	ETP3SPY	ET3350	85HD100-XX
4-1/2"	12.60#	3.833"	4-1/2"LT&C	ETP3SPY	ET3350	85HD100-XX
4-1/2"	12.75#	3.833"	4-1/2"EUE8rd	ETP3SPY	ET3350	85HD100-XX
4-1/2"	15.50#	3.701"	4-1/2"PH6	ETP3SPY	ET3350	85HD100-XX
4-1/2"	19.20#	3.515"	4-1/2"PH6	ETP4SPY	ET3350	85HD100-XX

\* Alternative Head & Motor: ETP15PY and ET3225  
 Replace "XX" with "25" or "50" to indicate 25' or 50' length.



# ET Series Oil Field Pipeyard Cleaning Motors & Heads



Spring Head



Swing Head

Drill Pipe Recommendation Chart								
Size	Weight	Tube Joint ID	Tube ID	Connection	Spring Head	Swing Arm Head	Motor	Operating Hose
2-3/8"	6.65#	1.750"	1.815"	2-3/8" IF/NC26	-	ET1840	ET3178	85HD075-XX
2-7/8"	10.40#	1.500"	2.151"	2-7/8" HTPAC	ETSRA1470	ET1470	ET3150	85HD050-XX
2-7/8"	10.40#	1.500"	2.151"	NC26 2-3/8 IFSH	ETSRA1470	ET1470	ET3150	85HD050-XX
2-7/8"	10.40#	1.750"	2.151"	HT-26	ETSRA1470	ET1470	ET3150	85HD050-XX
2-7/8"	10.40#	1.975"	2.151"	2-3/8HTSLH90	ETTC13PY*		ET3200	85HD075-XX
2-7/8"	10.40#	2.000"	2.151"	2-7/8"IF NC31	ETTC13PY*		ET3200	85HD075-XX
2-7/8"	10.40#	2.125"	2.151"	2-7/8"IF NC31	ETTC13PY*		ET3200	85HD075-XX
2-7/8"	10.40#	2.156"	2.151"	2-7/8"AOH	ETTC13PY*		ET3200	85HD075-XX
3-1/2"	13.30#	2.563"	2.602"	XT-38	ETSL3370A	ET3370A	ET3250	85HD100-XX
3-1/2"	13.30#	2.563"	2.764"	3-1/2"IF NC38	ETSL3370A	ET3370A	ET3250	85HD100-XX
3-1/2"	13.30#	2.563"	2.764"	3-1/2"HT-38	ETSL3370A	ET3370A	ET3250	85HD100-XX
3-1/2"	13.30#	2.563"	2.764"	3-1/2"XT-38	ETSL3370A	ET3370A	ET3250	85HD100-XX
3-1/2"	13.30#	2.688"	2.764"	3-1/2"IF NC38	ETSL3370A	ET3370A	ET3250	85HD100-XX
3-1/2"	15.50#	2.563"	2.602"	3-1/2"IF NC38	ETSL3370A	ET3370A	ET3250	85HD100-XX
3-1/2"	15.50#	2.563"	2.602"	NC-38	ETSL3370A	ET3370A	ET3250	85HD100-XX
4"	14.00#	2.688"	3.340"	XT-39	ETSL3270ALA	ET3270ALA	ET3250	85HD100-XX
4"	14.00#	2.688"	3.340"	4" FH NC40`	ETSL3270ALA	ET3270ALA	ET3250	85HD100-XX
4"	14.00#	2.688"	3.340"	HT-40	ETSL3270ALA	ET3270ALA	ET3250	85HD100-XX
4"	14.00#	2.688"	3.340"	XT-M 38	ETSL3270ALA	ET3270ALA	ET3250	85HD100-XX
4"	14.00#	2.813"	3.340"	XT-39	ETSL3270ALA	ET3270ALA	ET3250	85HD100-XX
4"	15.70#	2.688"	3.340"	XT-39	ETSL3270ALA	ET3270ALA	ET3250	85HD100-XX
4-1/2"	16.60#	3.000"	3.826"	4-1/2"XH NC46	ETSL970LA	ET970LA	ET3275	85HD100-XX
4-1/2"	20.00#	3.000"	3.640"	4-1/2"XH NC46	ETSL970LA	ET970LA	ET3275	85HD100-XX
5"	19.50#	3.250"	4.276"	4-1/2"IF NC50	ETSL770SA	ET770SA	ET3275	85HD100-XX
5"	19.50#	3.750"	4.276"	XT-50	ETSL770SA	ET770SA	ET3275	85HD100-XX
5"	25.60#	3.250"	4.000"	4-1/2"IF NC50	ETSL770SA	ET770SA	ET3275	85HD100-XX
5-1/2"	21.90#	3.500"	4.778"	5-1/2" FH	ETSL770SA	ET770SA	ET3275	85HD100-XX
5-1/2"	24.70#	3.000"	4.670"	5-1/2" FH	ETSL770SA	ET770SA	ET3275	85HD100-XX
5-7/8"	23.40#	4.250"	5.153"	XT-57	ETSL770SA	ET770SA	ET3275	85HD100-XX
5-7/8"	26.30#	4.250"	5.045"	XT-57	ETSL770SA	ET770SA	ET3275	85HD100-XX
5-7/8"	28.70#	4.250"	4.875"	CTM57	ETSL770SA	ET770SA	ET3275	85HD100-XX

\* Will be supplied with a barrel style cleaning head  
Replace "XX" with "25" or "50" to indicate 25' or 50' length.

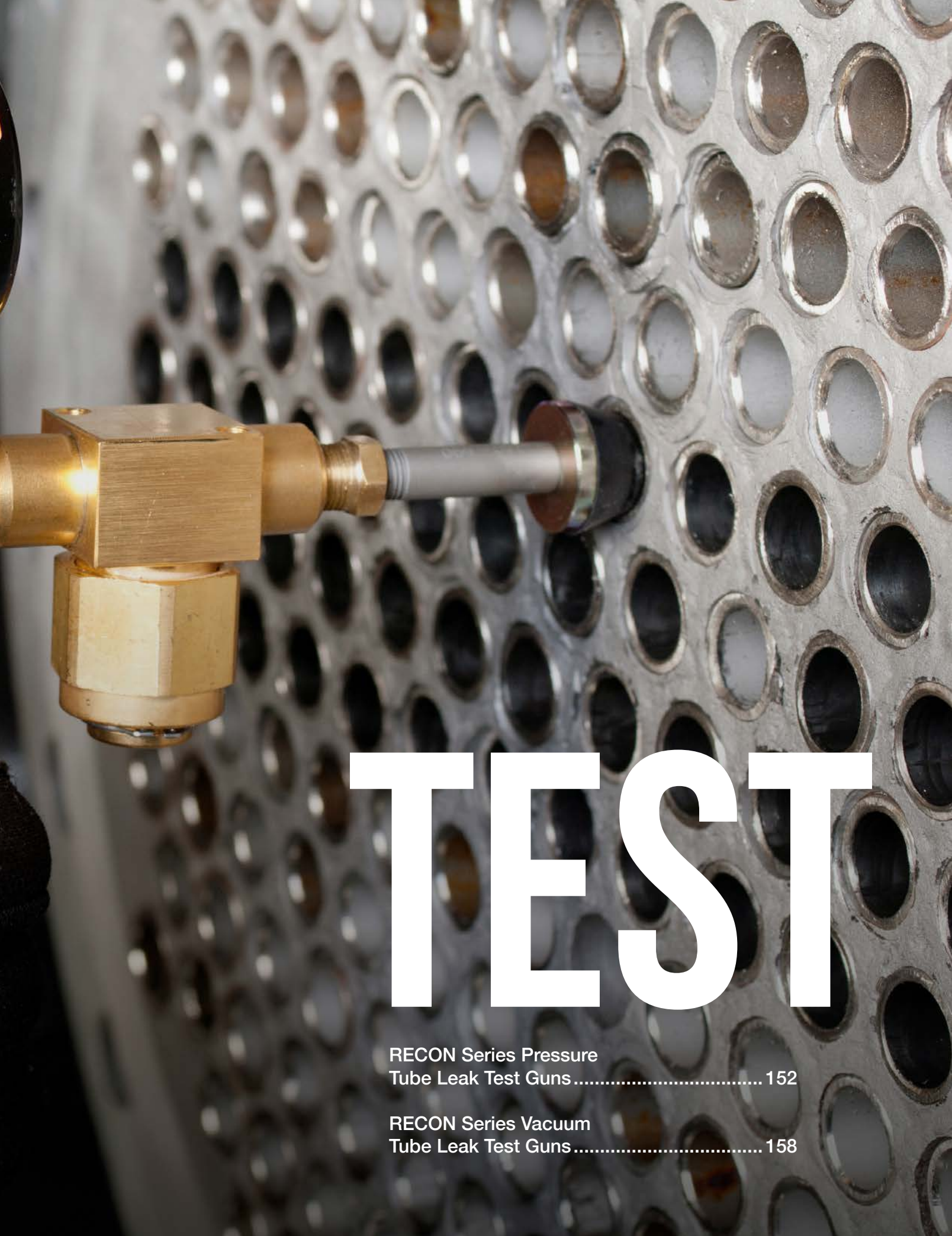




 **elliott**  
TOOL TECHNOLOGIES

**WARNING**  
Use only for cleaning and apparatus  
Do not use for cleaning people or animals  
Always use proper safety procedures

**Mechanix**  
**Wear**



# TEST

RECON Series Pressure  
Tube Leak Test Guns ..... 152

RECON Series Vacuum  
Tube Leak Test Guns ..... 158

# RECON Series Tube Leak Test Guns

## RECON 1250 & 2500 - Pressure

### Tube Size

- 0.500" to 2.500" OD
- 12.7mm to 63.5mm OD

### Intelligently designed and battle tested for impossible missions.

Take on the mission of quickly and easily finding tube leaks. Utilize the RECON Series tube leak test guns and test every tube quickly and efficiently with the most ergonomic test gun on the market.

From the lightweight cast aluminum body to the ergonomically modeled pistol grip, each feature offers an engineered and rugged solution for finding leaking tubes.

The RECON 1250 and 2500 are simple to operate. Connect the air supply, insert the seals into both sides of the tube ends and pressurize the tubes. Then monitor the gauges for drops in air pressure, which indicate a tube leak.



RECON 1250

### RECON 1250 Kit (TTP1250) includes:

- Tube Leak Test Gun Set
- 3 Support Tube Assemblies (TTPST1, TTPST2, TTPST3)
- Pressure Regulator
- Tool Case

### RECON 2500 Kit (TTP2500) includes:

- Tube Leak Test Gun Set
- 2 Support Tube Assemblies (TTPST4)
- Washers to support up to 2.5" seal sets.
- Tool Case

### Spares & Accessories:

- Seal & Washer Sets: Seals are compatible with Elliott's 5373 Series Test Gun. *See table on page 154.*
- Seal Kits: Includes all of the seal sets to cover the entire range of the gun. Available for both the RECON 1250 and 2500 Test Guns. *See table below.*
- Support Tubes & Support Tube Extensions: Make finding leaks easier on channel head and water box applications. Support tubes are compatible with Elliott's 5373 Series Test Gun. *See table on page 154.*

Tube OD Range	Tube Leak Test Gun Kit*	Seal Kit
1/2" x 12 BWG - 1-1/4" x 15 BWG (12.7mm x 2.77 Wall - 34.9mm x 1.83 Wall)	TTP1250	TTP1250SK
1-1/4" x 16 BWG - 2-1/2" x 24 BWG (31.75mm x 1.65 Wall - 63.5mm x 0.56 Wall)	TTP2500	TTP2500SK

\*Seal Sets are ordered separately.





# RECON Series Tube Leak Test Guns

## RECON 1250 & 2500 - Pressure



Easy to hold and use with superior grip ergonomics.



Steel gauge body to protect the gauge.



Use in tight workspaces because of its thin profile.

### Safe & Ergonomic

#### Superior Grip

Easy to hold and use with superior grip ergonomics, utilizing a non-slip, wrinkle-coat finish on the handle.

#### Works Great In Small Spaces

Easy to use in tight work spaces because of its thin profile.

#### Built-In Safety Features

Ensure safety with a bleed off valve to release pressure and a moving piston positioned away from the operator.

#### Operator Friendly

Reduce operator fatigue and increase efficiency with the lightweight aluminum body.

### Increased Productivity

#### Easy To Use

Simply connect the air supply, insert the seals into both sides of the tube ends, pull the trigger to pressurize the tube, and monitor.

#### Increase Accuracy

Increase accuracy using the dual gauge design to read pressure from both tube ends.

#### Long Tool Life

Durable cast aluminum body that protects the working components and a steel gauge body to protect the gauge.

### Specifications:

RECON 1250 & 2500 Air Requirements:

- Minimum - 40 PSI (2.7 bar)
- Maximum - 125 PSI (8.5 bar)



RECON 2500



# RECON Series Tube Leak Test Guns

## RECON 1250 & 2500 - Pressure

RECON 1250 & 2500 Seal Sets							
Tube OD	BWG						
	8-9	10-11	12-13	14-15	16-17	18-19	20-24
1/2" (12.7mm)	-	-	TTPS250	TTPS300	TTPS340	TTPS370	TTPS400
5/8" (15.9mm)	TTPS270	TTPS340	TTPS370	TTPS440	TTPS470	TTPS500	TTPS530
3/4" (19.1mm)	TTPS400	TTPS440	TTPS500	TTPS530	TTPS590	TTPS620	TTPS650
7/8" (22.2mm)	TTPS530	TTPS590	TTPS620	TTPS690	TTPS720	TTPS750	TTPS780
1" (25.4mm)	TTPS650	TTPS690	TTPS750	TTPS800	TTPS840	TTPS870	TTPS900
1-1/8" (28.6mm)	TTPS780	TTPS840	TTPS870	TTPS940	TTPS970	TTPS1000	TTPS1030
1-1/4" (31.75mm)	TTPS900	TTPS940	TTPS1000	TTPS1070	TTPS1090	TTPS1120	TTPS1150
1-3/8" (34.9mm)	TTPS1050	TTPS1090	TTPS1120	TTPS1190	TTPS1230	TTPS1250	TTPS1280
1-1/2" (38.1mm)	TTPS1150	TTPS1190	TTPS1250	TTPS1310	TTPS1340	TTPS1370	TTPS1400
1-5/8" (41.3mm)	TTPS1280	TTPS1340	TTPS1370	TTPS1440	TTPS1470	TTPS1500	TTPS1530
1-3/4" (44.5mm)	TTPS1400	TTPS1470	TTPS1500	TTPS1550	TTPS1590	TTPS1620	TTPS1650
2" (50.8mm)	TTPS1650	TTPS1700	TTPS1750	TTPS1800	TTPS1840	TTPS1840	TTPS1900
2-1/4" (34.9mm)	TTPS1900	TTPS1950	TTPS2000	TTPS2050	TTPS2090	TTPS2120	TTPS2150
2-1/2" (63.5mm)	TTPS2150	TTPS2200	TTPS2250	TTPS2290	TTPS2340	TTPS2370	TTPS2400

Seal sets contain two seals and four washers. Seal sets TTPS250 through TTPS440 contain 4 seals and 4 washers. Standard seal material is neoprene. Seals are backwards-compatible.

Replacement Support Tube Sets & Optional Extensions					
Seal Set Size	4" (Std.) (101.6mm) Part #	12" (305mm) Part #	24" (610mm) Part #	36" (914mm) Part #	48" (1,219mm) Part #
TTPS250 - TTPS440	TTPST1	TTPST1-12	TTPST1-24	TTPST1-36	TTPST1-48
TTPS470 - TTPS800	TTPST2	TTPST2-12	TTPST2-24	TTPST2-36	TTPST2-48
TTPS840 - TTPS1190	TTPST3	TTPST3-12	TTPST3-24	TTPST3-36	TTPST3-48
TTPS1230 - TTPS1590	TTPST4	TTPST4-12	TTPST4-24	TTPST4-36	TTPST4-48
TTPS1620 - TTPS2000	TTPST5	TTPST5-12	TTPST5-24	TTPST5-36	TTPST5-48
TTPS2050 - TTPS2400	TTPST6	-	-	-	-

For larger seal and washer sizes, contact factory. Support Tubes are backwards-compatible. Extensions for TTPST6 available upon request.

FOR  
RENT

# Superior Tooling Performance


With Products Designed  
For Air Coolers

Designed with Air Coolers in mind, Elliott has the tooling you need to get the job done right the first time.

✓ **Sized For The Tube ID**

✓ **Prevent Plug  
Hole Damage**

✓ **Reach Through The  
Header / Water Box**



Visit Our Website To Learn More  
About Elliott's Air Cooler Products  
[www.elliott-tool.com/air-coolers/](http://www.elliott-tool.com/air-coolers/)

# To Retube or Replace?

## How Wall Loss & Tube Leaks Impact Vessel Efficiency

To get the best performance out of a vessel it's important that it maintains necessary operating capacity. While there are several preventative maintenance procedures that can prolong the life of the vessel, eventually a decision on retubing or replacing the unit will need to be made. Tube wall loss, tube punctures, deposit build-up, a catastrophic failure can all contribute to reduced operating efficiencies. As a result, it's important to understand when a unit needs to be evaluated and methods for prolonging replacement.



Vessel testing is generally conducted using eddy current testing in heat exchangers or ultrasonic testing in boilers. If testing reveals significant tube wall loss, tubes can be plugged, sleeved, lined, or replaced. The type of action required usually comes down to the age of the vessel, the application it's being used in, and the budget an organization has for maintenance.

In heat exchanger applications, vessels are typically built with a 10 – 15% surplus capacity. This means that when tubes are plugged or clogged with debris, it can still maintain an overall operating efficiency of 100% until it's reached 10 – 15% of the vessel. While there may be certain applications where a vessel does not need to maintain 100% capacity, in higher production facilities like refineries, the goal is to be operating at the maximum limit to keep up with demand.

Once the operating efficiency of an exchanger is below 100%, many customers will look at next steps. Often refineries will have one or two back up exchangers that can take over in the event of a catastrophic failure or planned maintenance schedule. In these situations, the

vessel that needs maintenance can be turned off, pulled, and shipped out to a fabricator for service.

Depending on the amount of damage to the tube, sleeving or lining can be a great way to reduce cost and labor. A sleeve is a short section of tube that is expanded into the tube end and tube sheet, to extend the life of the tube end. These are used when there is wear at the tube sheet, generally on the inlet side of the vessel. Similarly, a liner is a full-length patch that is used when there is wall loss throughout the tube. This is installed by hard rolling at the end of the tube sheet, then sealed to the entirety of the tube using hydrostatic pressure.

If the amount of wall loss in the vessel is too extreme for sleeving or liners, the vessel will either need to be completely retubed or replaced. Retubing presents several challenges, due to the uncertainty of sizes and conditions. If the costs are too high, vessels may be scrapped in favor of a new one. However, in some cases, retubing may be the most economical decision. For example, when it comes to exotic materials like Hastelloy, Inconel, or titanium, it can be a lot easier to

preserve the tube sheet and do a full retube. This is due to limitations in sourcing material, as well as the cost of machining it.

While similar to heat exchanger applications, boilers can typically go longer between retubes or replacements depending on the type of fuel used. With cleaner fuel sources and better tube materials, boilers will experience less deposit build-up, prolonging the life of the tubes. If a boiler does experience leaks or extreme wall loss, many customers will opt to plug or replace tubes on an as needed basis. After so many tubes have been plugged, the boiler will either need a full re-tube or be replaced.

Overall, it's important that a vessel is working as close to 100% capacity as possible, to maintain efficiencies and reduce unexpected outages. Once wall loss or tube leaks begin to impact the efficiency of the vessel, preventative maintenance steps will need to be taken. This can range from sleeving the vessel to a full retube of the unit. As a result, it's important to understand when a unit needs to be evaluated and the different options available for repair.



# RECON Series Tube Leak Test Guns

## RECON 1500 - Vacuum

### Tube Size

- 0.280" to 2.456" ID
- 7.1mm to 62.4mm ID

### Intelligently designed and battle tested for impossible missions.

Take on the mission of quickly and easily finding tube leaks. Utilize the RECON Series tube leak test guns and test every tube quickly and efficiently with the most ergonomic test gun on the market.

From the lightweight cast aluminum body to the ergonomically modeled pistol grip, each feature offers an engineered and rugged solution for finding leaking tubes.

Operating the RECON 1500 Tube Leak Test Gun is simple. With the air supply connected, plug one tube end with the test gun and the other end with the T-Handle Plugging Tool. Press the lever trigger and the Venturi System quickly and efficiently evacuates the tube. Then monitor the gauge for loss of vacuum, which indicates a tube leak.



RECON 1500

Tube ID Range	Tube Leak Test Gun Kit	Seal & Washer Set Part Number
0.280"-0.690" (7.1-17.5mm)	TTV1500	TTVS1
0.640"-1.450" (16.2-36.8mm)		TTVS2
1.490"-2.456" (37.8-62.4mm)		TTVS3

Support Tube Extensions				
Tube ID Range	12" (305mm) Part #	24" (610mm) Part #	36" (914mm) Part #	48" (1,219mm) Part #
0.280"-0.690" (7.1-17.5mm)	TTVST1-12	TTVST1-24	TTVST1-36	TTVST1-48
0.640"-1.450" (16.2-36.8mm)	TTVST2-12	TTVST2-24	TTVST2-36	TTVST2-48
1.490"-2.456" (37.8-62.4mm)	TTVST3-12	TTVST3-24	TTVST3-36	TTVST3-48

### RECON 1500 Kit includes:

- Tube Leak Test Gun
- T-Handle Plugging Tool
- 2 Seal & Washer Sets (TTVS1, TTVS2)
- Tool Case

### Spares & Accessories:

- Seal & Washer Sets: TTVST3 and TTVS3 are available to accommodate larger tube sizes. TTVST3 includes a seal and washer set for the Support Tube and T-Handle Plugging Tool. **See table to the left.**
- Support Tube Extensions: Make finding leaks easier on channel head and water box applications. Available in lengths of 12", 24", 36" and 48". Support Tubes are compatible with Elliott's 5556 Series Test Gun. **See table to the left.**
- Filter Element (TTV1500FE)



# RECON Series Tube Leak Test Guns

## RECON 1500 - Vacuum



Easy to hold and use with superior grip ergonomics.



Field replaceable Venturi System



Use in tight workspaces because of its thin profile.

### Safe & Ergonomic

#### Superior Grip

Easy to hold and use with superior grip ergonomics, utilizing a non-slip, wrinkle-coat finish on the handle.

#### Works Great In Small Spaces

Easy to use in tight work spaces because of its thin profile.

#### Operator Friendly

Reduce operator fatigue and increase efficiency with the lightweight aluminum body.

### Increased Productivity

#### Easy To Use

Simply insert the seals into both ends of the tube, pull the trigger to evacuate the air, and monitor.

#### Works With A Variety Of Sizes

Tapered seal design allows the operator to test a large range of tube IDs without changing seals, washers, or support tube assemblies.

#### Easy Maintenance

Avoid replacing the entire test gun in the case of damage, with the field replaceable Venturi System. It's quick and easy to replace the filter element that protects the gun from harmful debris.

#### Long Tool Life

Durable cast aluminum body that protects the working components and a steel gauge body to protect the gauge.

### Specifications:

RECON 1500 Air Requirements:

- Minimum - 40 PSI (2.7 bar)
- Maximum - 130 PSI (8.9 bar)





# PLUG

One-Piece Tube Plugs.....	162
Two-Piece Tube Plugs.....	168
Mechanical Tube Plugs.....	172







# One-Piece Tube Plugs

## Tube Size

- 0.375" to 3.000" OD
- 9.5mm to 76.2mm OD

## Maximum Pressure

- 150 PSI

*Elliott's One-Piece Tube Plugs cover a wide tube OD range, making them ideal for sealing leaky tubes in both heat exchangers and boilers.*

It is good practice to install a plug that is the same as or a compatible material to the tube to be plugged. The tube plugs are available in an array of materials to suit your needs: brass, carbon steel, 304 stainless steel, 316 stainless steel, 416 stainless steel, aluminum, and Monel (other materials are available upon request). Elliott recommends puncturing the leaky tube with a One-Revolution Tube Cutter. This will ensure the tube is properly vented prior to plugging.

## Features & Benefits:

- Quick method to plug leaky tubes - less labor cost.
- Easy to weld to tube sheet - peace of mind.
- Plug covers multiple tube sizes - less inventory cost.
- Material certifications included for traceability and safety compliance.

## Spares & Accessories:

- One Revolution Tube Cutter: Utilize to puncture the tube to ensure the tube is properly vented so pressure cannot build up in the tube and cause the plugs to loosen. See page 182.



# One-Piece Tube Plugs

Part Number Material Prefixes							
Brass	Carbon Steel	SA-105 Carbon Steel	Stainless Steel			Aluminum	Monel
			316	304	416		
7180*	7181*	7179*	7182*	7183*	7184*	7185*	7186*

*Note: Additional sizes and materials are available upon request.*

Tube OD		BWG	Suggested Tube ID Range	Plug OD Ranges	Plug 10 Pack*
Inch	mm				
3/8"	9.5	13-22	0.185" - 0.319" (4.7 - 8.1mm)	0.178" - 0.375" (4.5 - 9.5mm)	XXXX-209-10
1/2"	12.7	11-12			
1/2"	12.7	13-22	0.310" - 0.444" (7.9 - 11.3mm)	0.303" - 0.500" (7.7 - 12.7mm)	XXXX-334-10
5/8"	15.9	11-12			
5/8"	15.9	13-22	0.435" - 0.569" (11.0 - 14.5mm)	0.428" - 0.625" (10.9 - 15.9mm)	XXXX-459-10
3/4"	19.1	11-12			
3/4"	19.1	13-22	0.560" - 0.694" (14.2 - 17.6mm)	0.553" - 0.750" (14.0 - 19.1mm)	XXXX-584-10
7/8"	22.2	11-12			
7/8"	22.2	13-22	0.685" - 0.819" (17.4 - 20.8mm)	0.678" - 0.875" (17.2 - 22.2mm)	XXXX-709-10
1"	25.4	11-12			
1"	25.4	13-22	0.810" - 0.944" (20.6 - 24.0mm)	0.803" - 1.000" (20.4 - 25.4mm)	XXXX-834-10
1-1/8"	28.6	11-12			
1-1/8"	28.6	13-22	0.935" - 1.069" (23.7 - 27.2mm)	0.928" - 1.125" (23.6 - 28.6mm)	XXXX-959-10
1-1/4"	31.8	11-12			
1-1/4"	31.8	13-22	1.060" - 1.194" (26.9 - 30.3mm)	1.053" - 1.250" (26.7 - 31.8mm)	XXXX-1084-10
1-3/8"	34.9	11-12			
1-3/8"	34.9	13-22	1.185" - 1.319" (30.1 - 33.5mm)	1.178" - 1.375" (29.9 - 34.9mm)	XXXX-1209-10
1-1/2"	38.1	11-12			
1-1/2"	38.1	13-22	1.310" - 1.444" (33.3 - 36.7mm)	1.303" - 1.500" (33.1 - 38.1mm)	XXXX-1334-10
1-3/4"	44.5	11-12			
1-3/4"	44.5	13-22	1.510" - 1.532" (38.4 - 38.9mm)	1.428" - 1.625" (36.3 - 41.3mm)	XXXX-1459-10
2"	50.8	11-12			
2"	50.8	13-22	1.760" - 1.782" (44.7 - 45.3mm)	1.678" - 1.875" (42.6 - 47.6mm)	XXXX-1709-10
2-1/4"	57.2	11-12			
2-1/4"	57.2	13-22	1.810" - 1.944" (46.0 - 49.4mm)	1.803" - 2.000" (45.8 - 50.8mm)	XXXX-1834-10
2-1/2"	63.5	11-12			
2-1/2"	63.5	13-22	2.010" - 2.032" (51.1 - 51.6mm)	1.928" - 2.125" (49.0 - 54.0mm)	XXXX-1959-10
2-3/4"	69.9	11-12			
2-3/4"	69.9	13-22	2.060" - 2.194" (52.3 - 55.7mm)	2.053" - 2.250" (52.1 - 57.2mm)	XXXX-2084-10
2-1/2"	63.5	11-12			
2-1/2"	63.5	13-22	2.260" - 2.282" (57.4 - 57.9mm)	2.178" - 2.375" (55.3 - 60.3mm)	XXXX-2209-10
2-1/2"	63.5	13-22			
2-3/4"	69.9	11-12	2.310" - 2.444" (58.7 - 62.1mm)	2.303" - 2.500" (58.5 - 63.5mm)	XXXX-2334-10
2-3/4"	69.9	13-22			
2-3/4"	69.9	13-22	2.510" - 2.532" (63.8 - 64.3mm)	2.428" - 2.625" (61.7 - 66.7mm)	XXXX-2459-10
2-3/4"	69.9	13-22			
2-3/4"	69.9	13-22	2.560" - 2.694" (65.0 - 68.4mm)	2.553" - 2.750" (64.8 - 69.9mm)	XXXX-2584-10
3"	76.2	11-12			
3"	76.2	11-12	2.760" - 2.782" (70.1 - 70.7mm)	2.678" - 2.875" (68.0 - 73.0mm)	XXXX-2709-10
3"	76.2	13-22			
3"	76.2	13-22	2.810" - 2.944" (71.4 - 74.8mm)	2.803" - 3.000" (71.2 - 76.2mm)	XXXX-2834-10

\* Plugs are only available in 10 packs.

XXXX signifies material designation. Replace with the appropriate material found above (ie. 7180-584-10)



# WHAT'S THE DEAL WITH SA-105?

## Understanding Material Selection For Tube Plug Welding

Welding has become fairly common practice in pressure vessel fabrication and maintenance. From tube ends to plugs, welding can provide additional strength or sealing coverage if done correctly. When it comes to tube plugging, many customers are facing questions about plug materials and special requirements to ensure vessel specifications are met. In this article we will discuss the changes to the ASME code, material types and nomenclature, and impacts to the welding process.



## Selecting The Right Material

When plugging a tube, it's best practice to use the same or a compatible material to the tube to prevent corrosion. Using a dissimilar metal will cause the tube and plug to corrode, resulting in a leak and plug failure. Generally, in most cases it's easy to match the tube material to the plug without any special material designations. However, there are a few materials that can have several grades or uses depending on the application.

### Nomenclature

Different grades of Carbon Steel have become more popular, due to specifications set by ASME and other standards for welding.

One method to identify materials is based on the organization that specifies it. The American Society for Testing and Materials (ASTM) and the American Society for Mechanical Engineers (ASME) often work together to produce material specifications for the pressure vessel industry. As a result, their spec'd materials will often start with ASTM or ASME followed by the material, or an "S" prefix will be added in front of the material number.

The ASTM Grading System will also assign a letter prefix to a metal based on the category. For example, 'A' typically refers to ferrous materials (contains

iron), where 'B' refers to nonferrous materials (does not contain iron). Combined with the organization prefix, materials may read ASTM A105 or simply SA-105.

### Tubing Material vs. Bar Stock

When matching plugs or tooling to a tube spec, it can be difficult to know which designation to look for. Materials that are specified by ASME or ASTM often refer to the tube material itself. Depending on the grade, the material used to manufacture

***"SA-105 Carbon Steel is often specified due to its ability to withstand high temperatures and pressures without degrading."***

tubes may not be available in a solid round bar for manufacturing. This means that materials may not match on name alone but should be matched based on the chemical composition of the material.

For example, SA-105 specifies a seamless forged carbon steel pipe that can be used in pressure systems



at variable temperatures. However, SA-105 does not have a solid round bar counterpart instead it points to a different “A” hot-rolled carbon steel with a specific chemical composition matching that of SA-105.

## Chemical Properties For Welding

While many materials can be used for welding operations, the preferred type of metal can vary depending upon the welding method and application.

In the case of tube plug welding, SA-105 Carbon Steel is often specified due to its ability to withstand high temperatures and pressures. Since SA-105 tubing is forged, it is much stronger than regular carbon steel and can withstand higher temperatures without degrading. Additionally, its lower carbon content makes it an easier material to weld compared to other carbon steels.

## Plug Installation


Once it's determined that a vessel needs to be plugged, the end user or manufacturer will specify the type of plug that should be used, the material, as well as other process requirements. Depending on the vessel and the amount of tube degradation, welding may be specified.

## Welding Requirements

While there are several benefits to welding One-Piece plugs, if not done correctly it could cause damage to the tube sheet or tube sheet holes. As a result, it is critical that a reputable contractor or on-site welder is used to complete the job and avoid costly repairs in the future.

Welding will increase the chance of the plug holding at higher pressures and ensures that the plug has the best seal. Where a traditionally installed one-piece plug can only hold up to 150 PSI, welding will allow it to withstand up to 1,000 PSI. Additionally, if the tube is more corroded, welding will make sure there is a tight seal and prevent leaks or dislodging.

Prior to welding, many end users require that



all plugs have appropriate material certification. For SA-105 plugs, heat lot numbers may also be required. This documentation verifies that the right type of plug is being used and allows for traceability should there be an issue.

## Tube Plugging Process

Before installing one-piece plugs, all tubes should be trimmed flush to the tube sheet. Hammering a plug into a projection can cause the tube end to crack and a poor seal. The plug needs to make full contact with the tube sheet to create a good mechanical seal.

In addition to trimming tubes, it is best practice to clean and vent the tubes that will be plugged. This will get rid of any remaining debris and avoid any future build-up of pressure in the tube. Depending on the industry, venting may not be allowed so it's best to confirm with the manufacturer.


Once the tubes have been prepped, you can start plug installation. The design of the one-piece plug makes

them easy to install. The tapered pin is installed by simply tapping the end of the plug into the tube with a hammer or mallet until metal-to-metal contact is made and then advancing it an additional 1/8". Driving the plug all the way into the tube can cause stress on the joint and has the potential of causing damage to the ligament. If this occurs it can cause adjacent tubes to leak. Generally, operators say you'll hear a ringing sound or a ping to let you know that the plug set.

Overall, welding one-piece plugs can be a viable option for many different applications. Whether the tube is corroded, or the user wants the extra seal protection, when done correctly welding can be a great solution. However, it's important to understand what materials and documentation are required to ensure vessel specifications are met. For example, ASME often specifies that SA-105 Carbon Steel be used in welding applications due to its strength under pressure and high temperatures. Additionally, material certifications and heat lot numbers will provide optimal traceability in the event of a failure.

## Tube Plug Installation Process

**1** Trim Tube Ends




**2** Clean Tube Ends



**3** Vent Tube



**4** Hammer In One-Piece Plug



# Two-Piece Tube Plugs

## Tube Size

- 0.375" to 1.250" OD
- 9.5mm to 31.8mm OD

## Maximum Pressure

- 150 PSI

*Elliott's Two-Piece Tube Plugs offer more sealing compared to One-Piece Plugs. The tapered pin is driven into the ring, which is tapered on the inside and is parallel to the tube on the outside. This gives even expansion to the ring and a long contact to the seal.*

It is good practice to install rings and pins that are the same as or a compatible material to the tube to be plugged. The tube plugs are available in an array of materials to suit your needs: brass, carbon steel, 316 stainless steel, 416 stainless steel, and aluminum (other materials are available upon request). Elliott recommends puncturing the leaky tube with a One-Revolution Tube Cutter. This will ensure the tube is properly vented prior to plugging.



## Features & Benefits:

- Better method to plug leaky tubes - less labor cost.
- Larger sealing surface - less chance for repeat leaking.
- Does not damage the tube sheet - no tube sheet repair cost.

## Spares & Accessories:

- One Revolution Tube Cutter: Utilize to puncture the tube to ensure the tube is properly vented so pressure cannot build up in the tube and cause the plugs to loosen. See page 182.





# Two-Piece Tube Plugs

Two-Piece Plug											
Tube OD	BWG	Brass- 10 Pack*		Carbon Steel- 10 Pack*		316 Stainless Steel- 10 Pack*		416 Stainless Steel- 10 Pack*		Aluminum - 10 Pack*	
		Ring	Pin	Ring	Pin	Ring	Pin	Ring	Pin	Ring	Pin
3/8" (9.5mm)	20	853002-308-10	853103-312-10	853102-308-10	853003-312-10	861802-308-10	861803-312-10	852902-308-10	852903-312-10	861902-308-10	861903-312-10
	21	853002-315-10		853102-315-10		861802-315-10		852902-315-10		861902-315-10	
	22	853002-322-10		853102-322-10		861802-322-10		852902-322-10		861902-322-10	
	23	853002-333-10		853102-333-10		861802-333-10		852902-333-10		861902-333-10	
1/2" (12.7mm)	15	853002-363-10	853103-375-10	853102-363-10	853003-375-10	861802-363-10	861803-375-10	852902-363-10	852903-375-10	861902-363-10	861903-375-10
	16	853002-377-10		853102-377-10		861802-377-10		852902-377-10		861902-377-10	
	17	853002-390-10		853102-390-10		861802-390-10		852902-390-10		861902-390-10	
	18	853002-407-10		853102-407-10		861802-407-10		852902-407-10		861902-407-10	
	19	853002-418-10		853102-418-10		861802-418-10		852902-418-10		861902-418-10	
	20	853002-435-10		853102-435-10		861802-435-10		852902-435-10		861902-435-10	
	21	853002-440-10		853103-437-10		853102-440-10		853003-437-10		861802-440-10	
22	853002-445-10	853102-445-10	861802-445-10		852902-445-10	861902-445-10					
23	853002-455-10	853102-455-10	861802-455-10		852902-455-10	861902-455-10					
5/8" (15.9mm)	11	853002-397-10	853103-375-10	853102-397-10	853003-375-10	861802-397-10	861803-375-10	852902-397-10	852903-375-10	861902-397-10	861903-375-10
	12	853002-418-10		853102-418-10		861802-418-10		852902-418-10		861902-418-10	
	13	853002-445-10	853103-437-10	853102-445-10	853003-437-10	861802-445-10	861803-437-10	852902-445-10	852903-437-10	861902-445-10	861903-437-10
	14	853002-467-10		853102-467-10		861802-467-10		852902-467-10		861902-467-10	
	15	853002-488-10		853102-488-10		861802-488-10		852902-488-10		861902-488-10	
	16	853002-502-10	853103-500-10	853102-502-10	853003-500-10	861802-502-10	861803-500-10	852902-502-10	852903-500-10	861902-502-10	861903-500-10
	17	853002-515-10		853102-515-10		861802-515-10		852902-515-10		861902-515-10	
	18	853002-532-10		853102-532-10		861802-532-10		852902-532-10		861902-532-10	
	19	853002-545-10		853102-545-10		861802-545-10		852902-545-10		861902-545-10	
	20	853002-559-10		853102-559-10		861802-559-10		852902-559-10		861902-559-10	
21	853002-564-10	853102-564-10		861802-564-10		852902-564-10		861902-564-10			
22	853002-570-10	853102-570-10	861802-570-10	852902-570-10	861902-570-10						
3/4" (19.1mm)	9	853002-467-10	853103-437-10	853102-467-10	853003-437-10	861802-467-10	861803-437-10	852902-467-10	852903-437-10	861902-467-10	861903-437-10
	10	853002-495-10		853102-495-10		861802-495-10		852902-495-10		861902-495-10	
	11	853002-522-10	853103-500-10	853102-522-10	853003-500-10	861802-522-10	861803-500-10	852902-522-10	852903-500-10	861902-522-10	861903-500-10
	12	853002-545-10		853102-545-10		861802-545-10		852902-545-10		861902-545-10	
13	853002-570-10	853102-570-10	861802-570-10	852902-570-10	861902-570-10						

\* Plugs are only available in 10 packs.

Note: Additional sizes and materials are available upon request. A minimum order quantity may be applicable for these special sizes and materials. Contact Customer Service for details.



# Two-Piece Tube Plugs

Two-Piece Plug- 10 Pack Part #											
Tube OD	BWG	Brass- 10 Pack*		Carbon Steel- 10 Pack*		316 Stainless Steel- 10 Pack*		416 Stainless Steel- 10 Pack*		Aluminum- 10 Pack*	
		Ring	Pin	Ring	Pin	Ring	Pin	Ring	Pin	Ring	Pin
3/4" (19.1mm)	14	853002-590-10	853103-500-10	853102-590-10	853003-500-10	861802-590-10	861803-500-10	852902-590-10	852903-500-10	861902-590-10	861903-500-10
	15	853002-613-10	853103-1-10	853102-613-10	853003-1-10	861802-613-10	861803-1-10	852902-613-10	852903-1-10	861902-613-10	861903-1-10
	16	853002-631-10		853102-631-10		861802-631-10		852902-631-10		861902-631-10	
	17	853002-640-10		853102-640-10		861802-640-10		852902-640-10		861902-640-10	
	18	853002-657-10		853102-657-10		861802-657-10		852902-657-10		861902-657-10	
	19	853002-670-10		853102-670-10		861802-670-10		852902-670-10		861902-670-10	
	20	853002-685-10		853102-685-10		861802-685-10		852902-685-10		861902-685-10	
	21	853002-690-10	853103-1A-10	853102-690-10	853003-1A-10	861802-690-10	861803-1A-10	852902-690-10	852903-1A-10	861902-690-10	861903-1A-10
22	853002-695-10	853102-695-10		861802-695-10		852902-695-10		861902-695-10			
7/8" (22.2mm)	9	853002-590-10	853103-500-10	853102-590-10	853003-500-10	861802-590-10	861803-500-10	852902-590-10	852903-500-10	861902-590-10	861903-500-10
	10	853002-620-10	853103-1-10	853102-620-10	853003-1-10	861802-620-10	861803-1-10	852902-620-10	852903-1-10	861902-620-10	861903-1-10
	11	853002-647-10		853102-647-10		861802-647-10		852902-647-10		861902-647-10	
	12	853002-670-10		853102-670-10		861802-670-10		852902-670-10		861902-670-10	
	13	853002-695-10	853103-1A-10	853102-695-10	853003-1A-10	861802-695-10	861803-1A-10	852902-695-10	852903-1A-10	861902-695-10	861903-1A-10
	14	853002-719-10		853102-719-10		861802-719-10		852902-719-10		861902-719-10	
	15	853002-738-10		853102-738-10		861802-738-10		852902-738-10		861902-738-10	
	16	853002-752-10		853102-752-10		861802-752-10		852902-752-10		861902-752-10	
	17	853002-765-10		853102-765-10		861802-765-10		852902-765-10		861902-765-10	
	18	853002-782-10	853103-2-10	853102-782-10	853003-2-10	861802-782-10	861803-2-10	852902-782-10	852903-2-10	861902-782-10	861903-2-10
	19	853002-793-10		853102-793-10		861802-793-10		852902-793-10		861902-793-10	
	20	853002-809-10		853102-809-10		861802-809-10		852902-809-10		861902-809-10	
21	853002-820-10	853102-820-10		861802-820-10		852902-820-10		861902-820-10			
22	853002-820-10	853102-820-10		861802-820-10		852902-820-10		861902-820-10			
1" (25.4mm)	8	853002-687-10	853103-1A-10	853102-687-10	853003-1A-10	861802-687-10	861803-1A-10	852902-687-10	852903-1A-10	861902-687-10	861903-1A-10
	9	853002-719-10		853102-719-10		861802-719-10		852902-719-10		861902-719-10	
	10	853002-745-10		853102-745-10		861802-745-10		852902-745-10		861902-745-10	
	11	853002-772-10		853102-772-10		861802-772-10		852902-772-10		861902-772-10	
	12	853002-793-10	853103-2-10	853102-793-10	853003-2-10	861802-793-10	861803-2-10	852902-793-10	852903-2-10	861902-793-10	861903-2-10
	13	853002-820-10		853102-820-10		861802-820-10		852902-820-10		861902-820-10	
14	853002-845-10	853102-845-10		861802-845-10		852902-845-10		861902-845-10			

\* Plugs are only available in 10 packs.

Note: Additional sizes and materials are available upon request. A minimum order quantity may be applicable for these special sizes and materials. Contact Customer Service for details.



# Two-Piece Tube Plugs

Two-Piece Plug- 10 Pack Part #											
Tube OD	BWG	Brass- 10 Pack*		Carbon Steel- 10 Pack*		316 Stainless Steel- 10 Pack*		416 Stainless Steel- 10 Pack*		Aluminum - 10 Pack*	
		Ring	Pin	Ring	Pin	Ring	Pin	Ring	Pin	Ring	Pin
1" (25.4mm)	15	853002-863-10	853103-2-10	853102-863-10	853003-2-10	861802-863-10	861803-2-10	852902-863-10	852903-2-10	861902-863-10	861903-2-10
	16	853002-877-10	853103-2A-10	853102-877-10	853003-2A-10	861802-877-10	861803-2A-10	852902-877-10	852903-2A-10	861902-877-10	861903-2A-10
	17	853002-890-10		853102-890-10		861802-890-10		852902-890-10		861902-890-10	
	18	853002-907-10		853102-907-10		861802-907-10		852902-907-10		861902-907-10	
	19	853002-918-10		853102-918-10		861802-918-10		852902-918-10		861902-918-10	
	20	853002-934-10		853102-934-10		861802-934-10		852902-934-10		861902-934-10	
	21	853002-937-10		853102-937-10		861802-937-10		852902-937-10		861902-937-10	
	22	853002-945-10		853102-945-10		861802-945-10		852902-945-10		861902-945-10	
1-1/8" (28.6mm)	8	853002-812-10		853103-2-10		853102-812-10		853003-2-10		861802-812-10	
	9	853002-845-10	853102-845-10		861802-845-10	852902-845-10	861902-845-10				
	10	853002-870-10	853102-870-10		861802-870-10	852902-870-10	861902-870-10				
	11	853002-897-10	853103-2A-10	853102-897-10	853003-2A-10	861802-897-10	861803-2A-10	852902-897-10	852903-2A-10	861902-897-10	861903-2A-10
	12	853002-918-10		853102-918-10		861802-918-10		852902-918-10		861902-918-10	
	13	853002-945-10		853102-945-10		861802-945-10		852902-945-10		861902-945-10	
	14	853002-969-10		853102-969-10		861802-969-10		852902-969-10		861902-969-10	
	15	853002-988-10		853102-988-10		861802-988-10		852902-988-10		861902-988-10	
16	853002-1002-10	853103-3-10	853102-1002-10	853003-3-10	861802-1002-10	861803-3-10	852902-1002-10	852903-3-10	861902-1002-10	861903-3-10	
17	853002-1015-10		853102-1015-10		861802-1015-10		852902-1015-10		861902-1015-10		
18	853002-1032-10		853102-1032-10		861802-1032-10		852902-1032-10		861902-1032-10		
1-1/4" (31.8mm)	8	853002-937-10	853103-2A-10	853102-937-10	853003-2A-10	861802-937-10	861803-2A-10	852902-937-10	852903-2A-10	861902-937-10	861903-2A-10
	9	853002-969-10	853103-3-10	853102-969-10	853003-3-10	861802-969-10	861803-3-10	852902-969-10	852903-3-10	861902-969-10	861903-3-10
	10	853002-995-10		853102-995-10		861802-995-10		852902-995-10		861902-995-10	
	11	853002-1022-10		853102-1022-10		861802-1022-10		852902-1022-10		861902-1022-10	
	12	853002-1043-10		853102-1043-10		861802-1043-10		852902-1043-10		861902-1043-10	
	13	853002-1070-10	853103-3A-10	853102-1070-10	853003-3A-10	861802-1070-10	861803-3A-10	852902-1070-10	852903-3A-10	861902-1070-10	861903-3A-10
	14	853002-1092-10		853102-1092-10		861802-1092-10		852902-1092-10		861902-1092-10	
	15	853002-1113-10		853102-1113-10		861802-1113-10		852902-1113-10		861902-1113-10	
16	853002-1127-10	853102-1127-10		861802-1127-10		852902-1127-10		861902-1127-10			
17	853002-1140-10	853102-1140-10		861802-1140-10		852902-1140-10		861902-1140-10			
18	853002-1157-10	853102-1157-10	861802-1157-10	852902-1157-10	861902-1157-10						

\* Plugs are only available in 10 packs.

Note: Additional sizes and materials are available upon request. A minimum order quantity may be applicable for these special sizes and materials. Contact Customer Service for details.



# Mechanical Tube Plugs

## Tube Size

- 0.410" to 1.000" ID
- 10.4mm to 25.4mm ID


## Maximum Pressure

- 1,000 or 6,500 PSI

Elliott's mechanical plugs create a positive mechanical contact seal up to 1,000 PSI (68.95 bar) or 6,500 PSI (448.2 bar), making them ideal for medium and high pressure applications such as feedwater heaters and other high pressure heat exchangers over 200 PSI (13.8 bar) and is compliant with ASME PCC-2-2015. As the most secure method to plug leaky tubes, they can also be used in low pressure applications for peace of mind.

Elliott's mechanical plugs have been used by customers for more than 30 years. Our proven design makes them the most secure method to plug leaky tubes. Setup of the mechanical plug is quick and easy because the plug is installed without a hydraulic ram. With only a plug and hand torque wrench, the operator is ready to plug tubes. Simply insert the plug into the tube and expand with a standard 3/8" drive torque wrench. The plug will expand approximately 0.030" (0.76mm) to provide a positive mechanical contact seal. The one piece design allows operators to easily plug tubes in tight spaces like hemispherical heads, baffle plates, and dividers.

It is good practice to install tube plugs that are the same as or a compatible material to the tube and tube sheet. The tube plugs are available in an array of materials to suit your needs: brass, carbon steel, stainless steel, titanium, Monel, and copper nickel. Elliott recommends puncturing the leaky tube with a One-Revolution Tube Cutter. This will ensure the tube is properly vented prior to plugging.



### Patented Hex Drive Capture System

New hex drivers have a spring loaded tang that captures the plug onto the end of the drive preventing it from falling off into the heat exchanger tube.

## Features & Benefits:

### Peace Of Mind

Most secure method to plug leaky tubes. No welding required.

### Expands In Tube

Can be installed into hard to reach areas and at any depth of the tube sheet, avoiding severely corroded areas on the tube sheet face.

### Low Investment

No expensive capital equipment required.

### Protects The Tube Sheet

Wide sealing zone ensures a positive seal with a gradual and symmetrical torque expansion – Eliminates thermal and mechanical shock to the tube sheet.



## Quality Assurance:

Tested to meet or exceed all of the following industry standards:

Industry Standards
ASME B31.3
ASME Section VII Division 1
CSA B51
CSA Z662
TEMA
CAN/CSA 285.0 6.1.6 Cat H
ASME PCC-2-2015
ISO-9001: 2008 Standards for: <ul style="list-style-type: none"><li>• ASME Section VII</li><li>• API 660</li><li>• Alberta (ABSA)</li><li>• Ontario (TSSA)</li></ul>


*Visit our website to read the comprehensive testing report, [www.elliott-tool.com/mechanical-tube-plugs/](http://www.elliott-tool.com/mechanical-tube-plugs/)*

## Spares & Accessories:

- Tube Prep Brushes, see page 174
- Brush Extensions, see page 177
- Mechanical Plug Removal Kit, see page 177
- Torque Wrench, 8830TW: Use to install the high pressure tube plug into the tube.
- One Revolution Tube Cutter: Utilize to puncture the tube to ensure the tube is properly vented so pressure cannot build up in the tube and cause the plugs to loosen. See page 182.

## Specifications:

- Pressure: 1,000 PSI (68.95 bar) or 6,500 PSI (448.2 bar).
- Temperature: Up to 1,750°F (954.4°C).
- Standard Reach: 5" for 1/4" and 5/16" drive, 6-1/2" for 3/8" drive.



Install & Remove Elliott's Mechanical Plugs Quickly & Easily. Visit Our Website To Learn More!

[www.elliott-tool.com/mechanical-tube-plugs/](http://www.elliott-tool.com/mechanical-tube-plugs/)



# Mechanical Tube Plugs

## Medium Pressure - Up To 1,000 PSI

The below size recommendations assume a 5% wall reduction and 0.010" (0.254mm) clearance between the tube and tube sheet hole.

Tube Size		Measured Tube ID Range (Up to 1,000 PSI)		Plug OD		Prep Brush	Plug Part # (10 Packs)					
OD	BWG	Inch	mm	Inch	mm		Brass	Carbon Steel	316 Stainless Steel	Titanium	Monel	90/10 Cu-Ni
1/2" (12.7mm)	19	0.410 - 0.445	10.41 - 11.30	0.405	10.29	MPB-410	8830-410-10	8831-410-10	8832-410-10	8833-410-10	8834-410-10	8835-410-10
	20-22	0.430 - 0.465	10.92 - 11.81	0.425	10.80	MPB-430	8830-430-10	8831-430-10	8832-430-10	8833-430-10	8834-430-10	8835-430-10
	24	0.450 - 0.485	11.43 - 12.32	0.445	11.30	MPB-450	8830-450-10	8831-450-10	8832-450-10	8833-450-10	8834-450-10	8835-450-10
5/8" (15.9mm)	13	0.430 - 0.465	10.92 - 11.81	0.425	10.80	MPB-430	8830-430-10	8831-430-10	8832-430-10	8833-430-10	8834-430-10	8835-430-10
	14	0.450 - 0.485	11.43 - 12.32	0.445	11.30	MPB-450	8830-450-10	8831-450-10	8832-450-10	8833-450-10	8834-450-10	8835-450-10
	15	0.470 - 0.505	11.94 - 12.83	0.465	11.81	MPB-470	8830-470-10	8831-470-10	8832-470-10	8833-470-10	8834-470-10	8835-470-10
	16	0.490 - 0.525	12.45 - 13.34	0.485	12.32	MPB-490	8830-490-10	8831-490-10	8832-490-10	8833-490-10	8834-490-10	8835-490-10
	17	0.500 - 0.535	12.70 - 13.59	0.495	12.57	MPB-510	8830-500-10	8831-500-10	8832-500-10	8833-500-10	8834-500-10	8835-500-10
	18	0.510 - 0.545	12.95 - 13.84	0.505	12.83		8830-510-10	8831-510-10	8832-510-10	8833-510-10	8834-510-10	8835-510-10
	19	0.530 - 0.565	13.46 - 14.35	0.525	13.34	MPB-530	8830-530-10	8831-530-10	8832-530-10	8833-530-10	8834-530-10	8835-530-10
	20-21	0.550 - 0.585	13.97 - 14.86	0.545	13.84	MPB-550	8830-550-10	8831-550-10	8832-550-10	8833-550-10	8834-550-10	8835-550-10
	22-24	0.570 - 0.605	14.48 - 15.37	0.565	14.35	MPB-570	8830-570-10	8831-570-10	8832-570-10	8833-570-10	8834-570-10	8835-570-10
3/4" (19.1mm)	10	0.480 - 0.515	12.19 - 13.08	0.475	12.07	MPB-490	8830-480-10	8831-480-10	8832-480-10	8833-480-10	8834-480-10	8835-480-10
	11	0.510 - 0.545	12.95 - 13.84	0.505	12.83	MPB-510	8830-510-10	8831-510-10	8832-510-10	8833-510-10	8834-510-10	8835-510-10
	12	0.530 - 0.565	13.46 - 14.35	0.525	13.34	MPB-530	8830-530-10	8831-530-10	8832-530-10	8833-530-10	8834-530-10	8835-530-10
	13	0.550 - 0.585	13.97 - 14.86	0.545	13.84	MPB-550	8830-550-10	8831-550-10	8832-550-10	8833-550-10	8834-550-10	8835-550-10
	14	0.580 - 0.615	14.73 - 15.62	0.575	14.61	MPB-590	8830-580-10	8831-580-10	8832-580-10	8833-580-10	8834-580-10	8835-580-10
	15	0.600 - 0.635	15.24 - 16.13	0.595	15.11	MPB-610	8830-600-10	8831-600-10	8832-600-10	8833-600-10	8834-600-10	8835-600-10
	16	0.610 - 0.645	15.49 - 16.38	0.605	15.37		8830-610-10	8831-610-10	8832-610-10	8833-610-10	8834-610-10	8835-610-10
	17	0.630 - 0.665	16.00 - 16.89	0.625	15.88	MPB-630	8830-630-10	8831-630-10	8832-630-10	8833-630-10	8834-630-10	8835-630-10
	18-19	0.650 - 0.685	16.51 - 17.40	0.645	16.38	MPB-650	8830-650-10	8831-650-10	8832-650-10	8833-650-10	8834-650-10	8835-650-10
	20	0.670 - 0.705	17.02 - 17.91	0.665	16.89	MPB-670	8830-670-10	8831-670-10	8832-670-10	8833-670-10	8834-670-10	8835-670-10
	21	0.680 - 0.715	17.27 - 18.16	0.675	17.15	MPB-690	8830-680-10	8831-680-10	8832-680-10	8833-680-10	8834-680-10	8835-680-10
22-24	0.690 - 0.725	15.53 - 18.42	0.685	17.40	8830-690-10		8831-690-10	8832-690-10	8833-690-10	8834-690-10	8835-690-10	
7/8" (22.2mm)	10	0.600 - 0.635	15.24 - 16.13	0.595	15.11	MPB-610	8830-600-10	8831-600-10	8832-600-10	8833-600-10	8834-600-10	8835-600-10
	11	0.630 - 0.665	16.00 - 16.89	0.625	15.88	MPB-630	8830-630-10	8831-630-10	8832-630-10	8833-630-10	8834-630-10	8835-630-10
	12	0.650 - 0.685	16.51 - 17.40	0.645	16.38	MPB-650	8830-650-10	8831-650-10	8832-650-10	8833-650-10	8834-650-10	8835-650-10

Plugs are only available in 10 packs.  
Additional sizes and materials available upon request.



# Mechanical Tube Plugs

## Medium Pressure - Up To 1,000 PSI

The below size recommendations assume a 5% wall reduction and 0.010" (0.254mm) clearance between the tube and tube sheet hole.

Tube Size		Measured Tube ID Range (Up to 1,000 PSI)		Plug OD		Prep Brush	Plug Part # (10 Packs)					
OD	BWG	Inch	mm	Inch	mm		Brass	Carbon Steel	316 Stainless Steel	Titanium	Monel	90/10 Cu-Ni
7/8" (22.2mm)	13	0.680 - 0.715	17.27 - 18.16	0.675	17.15	MPB-690	8830-680-10	8831-680-10	8832-680-10	8833-680-10	8834-680-10	8835-680-10
	14	0.700 - 0.735	17.78 - 18.67	0.695	17.65	MPB-710	8830-700-10	8831-700-10	8832-700-10	8833-700-10	8834-700-10	8835-700-10
	15-16	0.730 - 0.765	18.54 - 19.43	0.725	18.42	MPB-730	8830-730-10	8831-730-10	8832-730-10	8833-730-10	8834-730-10	8835-730-10
	17	0.750 - 0.785	19.05 - 19.94	0.745	18.92	MPB-750	8830-750-10	8831-750-10	8832-750-10	8833-750-10	8834-750-10	8835-750-10
	18	0.770 - 0.805	19.56 - 20.45	0.765	19.43	MPB-770	8830-770-10	8831-770-10	8832-770-10	8833-770-10	8834-770-10	8835-770-10
	19	0.780 - 0.815	19.81 - 20.70	0.775	19.69	MPB-780	8830-780-10	8831-780-10	8832-780-10	8833-780-10	8834-780-10	8835-780-10
	20-21	0.800 - 0.835	20.32 - 21.21	0.795	20.19	MPB-800	8830-800-10	8831-800-10	8832-800-10	8833-800-10	8834-800-10	8835-800-10
	22	0.810 - 0.845	20.57 - 21.46	0.805	20.45	MPB-820	8830-810-10	8831-810-10	8832-810-10	8833-810-10	8834-810-10	8835-810-10
24	0.820 - 0.855	20.83 - 21.72	0.815	20.70	8830-820-10		8831-820-10	8832-820-10	8833-820-10	8834-820-10	8835-820-10	
1" (25.4mm)	10	0.730 - 0.765	18.54 - 19.43	0.725	18.42	MPB-730	8830-730-10	8831-730-10	8832-730-10	8833-730-10	8834-730-10	8835-730-10
	11	0.760 - 0.795	19.30 - 20.19	0.755	19.18	MPB-770	8830-760-10	8831-760-10	8832-760-10	8833-760-10	8834-760-10	8835-760-10
	12	0.780 - 0.815	19.81 - 20.70	0.775	19.69	MPB-780	8830-780-10	8831-780-10	8832-780-10	8833-780-10	8834-780-10	8835-780-10
	13	0.800 - 0.835	20.32 - 21.21	0.795	20.19	MPB-800	8830-800-10	8831-800-10	8832-800-10	8833-800-10	8834-800-10	8835-800-10
	14	0.830 - 0.865	21.08 - 21.97	0.825	20.96	MPB-840	8830-830-10	8831-830-10	8832-830-10	8833-830-10	8834-830-10	8835-830-10
	15	0.850 - 0.885	21.59 - 22.48	0.845	21.46	MPB-860	8830-850-10	8831-850-10	8832-850-10	8833-850-10	8834-850-10	8835-850-10
	16	0.860 - 0.895	21.84 - 22.73	0.855	21.72		8830-860-10	8831-860-10	8832-860-10	8833-860-10	8834-860-10	8835-860-10
	17	0.880 - 0.915	22.35 - 23.24	0.875	22.23	MPB-880	8830-880-10	8831-880-10	8832-880-10	8833-880-10	8834-880-10	8835-880-10
	18	0.900 - 0.935	22.86 - 23.75	0.895	22.73	MPB-900	8830-900-10	8831-900-10	8832-900-10	8833-900-10	8834-900-10	8835-900-10
	19	0.910 - 0.945	23.11 - 24.00	0.905	22.99	MPB-920	8830-910-10	8831-910-10	8832-910-10	8833-910-10	8834-910-10	8835-910-10
	20-21	0.920 - 0.955	23.37 - 24.26	0.915	23.24		8830-920-10	8831-920-10	8832-920-10	8833-920-10	8834-920-10	8835-920-10
22-24	0.940 - 0.975	23.88 - 24.77	0.935	23.75	MPB-940	8830-940-10	8831-940-10	8832-940-10	8833-940-10	8834-940-10	8835-940-10	
1-1/4" (31.8mm)	8	0.915 - 0.950	23.24 - 24.13	0.910	23.11	MPB-920	8830-915-10	8831-915-10	8832-915-10	8833-915-10	8834-915-10	8835-915-10
	10	0.980 - 1.015	24.89 - 25.78	0.975	24.78	MPB-980	8830-980-10	8831-980-10	8832-980-10	8833-980-10	8834-980-10	8835-980-10

Plugs are only available in 10 packs.  
Additional sizes and materials available upon request.



# Mechanical Tube Plugs

## High Pressure - Up to 6,500 PSI

Measured Tube ID Range (Up to 6,500 PSI)		Plug OD		Prep Brush	Plug Part # (10 Packs)*					
Inch	mm	Inch	mm		Brass	Carbon Steel	316 Stainless Steel	Titanium	Monel	90/10 Cu-Ni
0.410-0.429	10.41-10.92	0.405	10.29	MPB-410	8830-410-10	8831-410-10	8832-410-10	8833-410-10	8834-410-10	8835-410-10
0.430-0.449	10.92-11.43	0.425	10.80	MPB-430	8830-430-10	8831-430-10	8832-430-10	8833-430-10	8834-430-10	8835-430-10
0.450-0.469	11.43-11.94	0.445	11.30	MPB-450	8830-450-10	8831-450-10	8832-450-10	8833-450-10	8834-450-10	8835-450-10
0.470-0.489	11.94-12.45	0.465	11.81	MPB-470	8830-470-10	8831-470-10	8832-470-10	8833-470-10	8834-470-10	8835-470-10
0.490-0.509	12.45-12.95	0.485	12.32	MPB-490	8830-490-10	8831-490-10	8832-490-10	8833-490-10	8834-490-10	8835-490-10
0.510-0.529	12.95-13.46	0.505	12.83	MPB-510	8830-510-10	8831-510-10	8832-510-10	8833-510-10	8834-510-10	8835-510-10
0.530-0.549	13.46-13.97	0.525	13.34	MPB-530	8830-530-10	8831-530-10	8832-530-10	8833-530-10	8834-530-10	8835-530-10
0.550-0.569	13.97-14.48	0.545	13.84	MPB-550	8830-550-10	8831-550-10	8832-550-10	8833-550-10	8834-550-10	8835-550-10
0.570-0.589	14.48-14.99	0.565	14.35	MPB-570	8830-570-10	8831-570-10	8832-570-10	8833-570-10	8834-570-10	8835-570-10
0.590-0.609	14.99-15.49	0.585	14.86	MPB-590	8830-590-10	8831-590-10	8832-590-10	8833-590-10	8834-590-10	8835-590-10
0.610-0.629	15.49-16.00	0.605	15.37	MPB-610	8830-610-10	8831-610-10	8832-610-10	8833-610-10	8834-610-10	8835-610-10
0.630-0.649	16.00-16.51	0.625	15.88	MPB-630	8830-630-10	8831-630-10	8832-630-10	8833-630-10	8834-630-10	8835-630-10
0.650-0.669	16.51-17.02	0.645	16.38	MPB-650	8830-650-10	8831-650-10	8832-650-10	8833-650-10	8834-650-10	8835-650-10
0.670-0.689	17.02-17.53	0.665	16.89	MPB-670	8830-670-10	8831-670-10	8832-670-10	8833-670-10	8834-670-10	8835-670-10
0.690-0.709	17.53-18.03	0.685	17.40	MPB-690	8830-690-10	8831-690-10	8832-690-10	8833-690-10	8834-690-10	8835-690-10
0.710-0.729	18.03-18.54	0.705	17.91	MPB-710	8830-710-10	8831-710-10	8832-710-10	8833-710-10	8834-710-10	8835-710-10
0.730-0.749	18.54-19.05	0.725	18.42	MPB-730	8830-730-10	8831-730-10	8832-730-10	8833-730-10	8834-730-10	8835-730-10
0.750-0.769	19.05-19.56	0.745	18.92	MPB-750	8830-750-10	8831-750-10	8832-750-10	8833-750-10	8834-750-10	8835-750-10
0.770-0.789	19.56-20.07	0.765	19.43	MPB-770	8830-770-10	8831-770-10	8832-770-10	8833-770-10	8834-770-10	8835-770-10
0.780-0.799	19.81-20.32	0.775	19.69	MPB-780	8830-780-10	8831-780-10	8832-780-10	8833-780-10	8834-780-10	8835-780-10
0.800-0.819	20.32-20.83	0.795	20.19	MPB-800	8830-800-10	8831-800-10	8832-800-10	8833-800-10	8834-800-10	8835-800-10
0.820-0.839	20.83-21.34	0.815	20.70	MPB-820	8830-820-10	8831-820-10	8832-820-10	8833-820-10	8834-820-10	8835-820-10
0.840-0.859	21.34-21.84	0.835	21.21	MPB-840	8830-840-10	8831-840-10	8832-840-10	8833-840-10	8834-840-10	8835-840-10
0.860-0.879	21.84-22.35	0.855	21.72	MPB-860	8830-860-10	8831-860-10	8832-860-10	8833-860-10	8834-860-10	8835-860-10
0.880-0.899	22.35-22.86	0.875	22.23	MPB-880	8830-880-10	8831-880-10	8832-880-10	8833-880-10	8834-880-10	8835-880-10
0.900-0.919	22.86-23.37	0.895	22.73	MPB-900	8830-900-10	8831-900-10	8832-900-10	8833-900-10	8834-900-10	8835-900-10
0.920-0.939	23.37-23.88	0.915	23.24	MPB-920	8830-920-10	8831-920-10	8832-920-10	8833-920-10	8834-920-10	8835-920-10
0.940-0.959	23.88-24.38	0.935	23.75	MPB-940	8830-940-10	8831-940-10	8832-940-10	8833-940-10	8834-940-10	8835-940-10
0.960-0.979	24.38-24.89	0.955	24.26	MPB-960	8830-960-10	8831-960-10	8832-960-10	8833-960-10	8834-960-10	8835-960-10
0.980-1.000	24.89-25.40	0.975	24.77	MPB-980	8830-980-10	8831-980-10	8832-980-10	8833-980-10	8834-980-10	8835-980-10

\* Plugs are only available in 10 packs.

Note: Elliott offers mechanical tube plugs to meet Nuclear ASME Sec. III or ISO 9002 QA specifications.

Additional sizes and materials are available upon request. A minimum order quantity may be applicable for these special sizes and materials. Contact Customer Service for details.

Required Torque To Set Tube Plug							
Plug OD (Inches)	Brass & Cu-Ni		Carbon Steel		Stainless Steel, Titanium, & Monel		Hex Drive (Inches)
	in lbs.	Nm	in lbs.	Nm	in lbs.	Nm	
0.410-0.550	200	22.5	250	28.2	300	33.9	1/4
0.570-0.710	250	28.2	350	39.5	500	56.5	5/16
0.730-0.980	350	39.5	450	50.8	600	67.8	3/8

The range on the torque wrench is 120 – 960 in. lbs.





# Mechanical Tube Plug Accessories

### Tube Preparation:

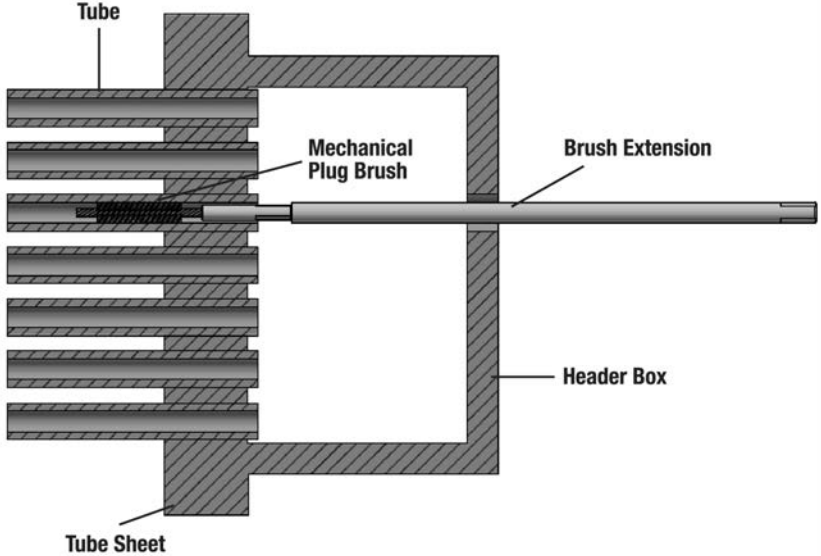
It is highly recommended to clean the tube end prior to plugging. This ensures the surface is free from debris and optimal for positive sealing.



### 24" Brush Extensions:

Great for reaching through an air cooler header box.

Brush Range	Brush Extensions, 24" (609.6mm)
MPB-410 to MPB-570	MPB-D0375-24
MPB-590 to MPB-1000	MPB-D0500-24



### Plug Removal:

Elliott offers plug removal kits to easily remove Elliott's mechanical plugs.

Measured Tube ID Range	Plug Removal Kits
0.410" - 0.569" (10.41 - 14.48mm)	8800-312
0.570" - 0.709" (14.48 - 18.03mm)	8800-375
0.710" - 1.000" (18.03 - 25.40mm)	8800-500

### Plug Removal Kit Includes:

- Threaded Rod
- Easy Out
- Slide Hammer
- Hex Jam Nut
- Fender Washer



# REMOVE



One-Revolution Tube Cutter .....	182
PTTC Series Tube Cutter.....	184
300 Series Boiler Tube Cutter .....	186
Standard Cutting Inserts .....	187
SpeedCut .....	188
Hydraulic Pumps .....	192
Collet Tube Puller .....	193
Super Collet Tube Puller .....	194
Cyclgrip Semi-Continuous Tube Puller .....	197
Tube Tugger .....	198
Super Tube Tugger .....	199
TT Tube Spears.....	204
Stub Tugger .....	206
Manual Tube Puller.....	208
E-Series Hex Spears .....	209
Pneumatic Hammer.....	211
Knockout & Collapsing Tools.....	212
Wall-Reducing Tools.....	213
Jumbo Tube Buster .....	214




# Boiler Tube Removal

# HOW TO CREATE

# A KING HOLE

With a variety of boiler tube removal methods out there, it can be difficult to determine the best approach for your application. Depending on the amount of expansion, age of the tube, and other wear factors, tubes can be extremely difficult to get out. Removing tubes through a king hole can be an easier method of removal, especially for operators with varying experience levels.



# Removal Process Checklist

---

1. Identify the king hole on both sides of the vessel
2. Cut the king hole tube on both sides of the vessel
3. Use a knockout tool and gun to remove the tube stubs
4. Expand the tube sheet hole ID using ~ 1/16" undersized tool
5. Retrieve the tube and stubs using a small rod or tube
6. Repeat the removal & retrieval process from bottom to top
7. Install tubes as normal
8. Plug or ferrule the king hole with a new tube

A "king hole" is the lowest, southern most tube in a boiler tube sheet pattern. This spot should be identified on both sides of the vessel and will be the first tube that is removed. Essentially, the process calls for expanding the tube sheet hole and using the king hole to fish out cut tubes & stubs. It's important to note that this style of tube removal will only work on a straight tube boiler without baffles. If baffles are present, the tubes will not be able to drop to the bottom of the unit for removal, so another method will need to be used.

The removal process consists of only a few steps. First, you'll need a boiler tube cutter, pneumatic hammer or bump gun, an expander, and a small rod or pipe. When choosing an expander, it's important to choose one that is ~1/16" undersized for the tube sheet hole ID. So, if the tube sheet hole is 2", you'd want to use a 1-15/16" expander. Once you have the necessary tooling, cut both ends of the tube in the king hole location. This will drop the middle piece to the bottom of the vessel. Then, punch out the tube stubs using a knockout tool and bump gun. After the tube has been completely removed from the king hole, take the expander and roll the tube sheet hole on both sides. This will create an opening that is just slightly larger than the tube OD.

Using a rod or a smaller tube, an operator can fish out the loose tube and tube stubs through the king hole to pull them out. The cutting & retrieval process would be repeated for each tube, working from the bottom row up. It's important not to cut too many tubes at one time, as it can make it more challenging to remove the tubes from inside the vessel.

Once all the tubes have been removed from the vessel, installation will be quick. The only consideration is how to handle the king hole. Since the tube sheet hole is now slightly oversized, one of two options can be used. One method is to plug the tube sheet hole and weld it in place. This is beneficial if you have a welder on site who can take care of that. The second option is to ferrule the tube. This is when a larger tube stub is used to fill the tube sheet hole, and the standard tube is rolled into the stub.

Overall, this process can make the removal process easier and is a great option if the boiler cannot be removed from the shell or holes cannot be cut into the shell. Since most boiler removal processes involve some type of hydraulic equipment or heating tools, the king hole method eliminates the need to fight with larger equipment and uses what's already on site.

# 9060 Series

## One-Revolution Tube Cutter

### Tube Size

- 0.375" to 2.500" OD
- (9.525 to 63.5mm) OD



### Let the revolution begin.

*Elliott's 9060 One-Revolution Series tube cutters are unlike any other one-revolution cutter. Using more advanced engineering principles the cutter and blade have been designed to last longer, withstand more wear and require less force to cut the tube.*

Elliott's One-Rev is for hand use only with the employment of a ratchet or wrench. The 9060 One-Revolution Series tube cutters can be used for both cutting a tube for removal and puncturing the tube for venting prior to plugging.

The One-Revolution Tube Cutter is available in have a 6" (152.4mm) & 12" (304.8mm) reach. The Cutting Blades are manufactured from premium quality tool steel. For longer reach cutters, contact Customer Service for details.

### Features & Benefits:

- Increased tool life - engineered to last longer than any other cutter and blade.
- Quick setup and use - greater productivity.
- Hex head drive - lower capital investment for drive motor.

### Spares & Accessories:

- Cutter Blade
- Cutter Pin
- Cutter Lubricant: P8790A for 4 oz (0.118 liter) or P8790B for 1.000 gallon (3.785 liter). Recommended to maximize cutter blade life when applied to blade.

### 9060 One-Revolution Series Tube Cutter includes:

- Cutter Blade
- Cutter Pin

“Using the 2 one rev cutters Elliott provided, our guys vented 128 1" x 0.134 Wall (10 BWG) tubes without breaking a single cutting blade.”

-Mike Menzel, General Superintendent  
CIMS Ltd.



Visit Our YouTube Channel To See  
the One-Rev in action!

[www.youtube.com/elliott-tool](http://www.youtube.com/elliott-tool)



## 24x More Punctures.



# 9060 Series One-Revolution Tube Cutter

Tube OD Range	BWG	Body OD		Part #		Drive Shank Size	Cutter Blade	Cutter Pin	Tube OD Range	BWG	Body OD		Part #		Drive Shank Size	Cutter Blade	Cutter Pin			
		Inch	mm	6" Reach	12" Reach						Inch	mm	6" Reach	12" Reach						
3/8" (9.5mm)	18	0.272	6.9	9060-050	-	7/32" Hex	9060N375-1	9060P5	1-1/2" (38.1mm)	10-11	1.217	30.9	9060-309	9060-309-12	7/8" Hex	9060N1500-1	9060P3			
1/2" (12.7mm)	18-19	0.394	10.0	9060-100	9060-100-12	5/16" Hex	9060N500-1			12-13	1.260	32.0	9060-320	9060-320-12						
	20	0.425	10.8	9060-108	9060-108-12	3/8" Hex	9060N625-3			14-15	1.311	33.3	9060-333	9060-333-12						
5/8" (15.9mm)	14	0.445	11.3	9060-113	9060-113-12		9060N625-2			16-17	1.335	33.9	9060-339	9060-339-12						
	15-16	0.469	11.9	9060-119	9060-119-12	7/16" Hex	9060N750-2		18-19	1.378	35.0	9060-350	9060-350-12							
	17-18	0.484	12.3	9060-123	9060-123-12				10-11	1.453	36.9	9060-369	-							
	19-21	0.516	13.1	9060-131	9060-131-12	3/8" Hex	9060N750-1		12-14	1.508	38.3	9060-383	-							
22	0.547	13.9	9060-139	9060-139-12				15-16	1.587	40.3	9060-403	-								
3/4" (19.1mm)	10-11*	0.461	11.7	9060-117	9060-117-12	7/16" Hex	9060N750-1		17-18	1.614	41.0	9060-410	-							
	12-13	0.516	13.1	9060-131	9060-131-12	1/2" Hex	9060N750-2		10	1.713	43.5	9060-435	9060-435-12	1" Hex						
	14-15	0.571	14.5	9060-145	9060-145-12				11	1.740	44.2	9060-442	-							
	16	0.594	15.1	9060-151	9060-151-12	5/8" Hex	9060N1000-1	9060P2	12-13	1.760	44.7	9060-447	9060-447-12							
	17-18	0.602	15.3	9060-153	9060-153-12				14-15	1.799	45.7	9060-457	-							
19-20	0.642	16.3	9060-163	9060-163-12				16-17	1.843	46.8	9060-468	-								
7/8" (22.2mm)	12-13	0.642	16.3	9060-163	9060-163-12	3/4" Hex	9060N1000-1	9060P2	18-19	1.874	47.6	9060-476	9060-476-12							
	14-15	0.685	17.4	9060-174	9060-174-12				10	1.957	49.7	9060-497	-	1 1/4" Hex	9060N2250-1	9060P4				
	16-17	0.724	18.4	9060-184	9060-184-12	5/8" Hex	9060N1000-2	9060P3	11	1.988	50.5	9060-505	-							
	18	0.748	19.0	9060-190	9060-190-12				12-13	2.012	51.1	9060-511	-							
19-20	0.760	19.3	9060-193	9060-193-12			14-15	2.063	52.4	9060-524	-									
1" (25.4mm)	10*	0.685	17.4	9060-174	9060-174-12	3/4" Hex	9060N1000-1	9060P2	16-17	2.098	53.3	9060-533	-							
	11	0.724	18.4	9060-184	9060-184-12				18-19	2.130	54.1	9060-541	-							
	12-13	0.760	19.3	9060-193	9060-193-12	7/8" Hex	9060N1000-2	9060P3	10	2.213	56.2	9060-562	-							
	14	0.807	20.5	9060-205	9060-205-12				11	2.240	56.9	9060-569	-							
	15	0.827	21.0	9060-210	9060-210-12				12-13	2.252	57.2	9060-572	-							
	16-17	0.846	21.5	9060-215	9060-215-12				14-15	2.303	58.5	9060-585	-							
	18-21	0.878	22.3	9060-223	9060-223-12				16-17	2.346	59.6	9060-596	-							
22	0.913	23.2	9060-232	9060-232-12			18-19	2.370	60.2	9060-602	-									
1-1/4" (31.8mm)	10-11	0.965	24.5	9060-245	9060-245-12	7/8" Hex	9060N1000-2	9060P3												
	12	1.004	25.5	9060-255	9060-255-12															
	13-14	1.039	26.4	9060-264	9060-264-12															
	15-16	1.079	27.4	9060-274	9060-274-12															
	17-19	1.114	28.3	9060-283	9060-283-12															
20-24	1.160	29.5	9060-295	-																

\* Intended for puncturing only, cannot be used to cut tubes.  
 NOTE: Some thick wall tubes cannot be cut with the One-Rev cutter, but can still be punctured. This is due to the large material ribbon that is produced during cutting that can catch on adjacent tubes, preventing the cutter from fully rotating.



# PTTC Series

## Push Type Tube Cutter

### Tube Size

- 0.375" to 2.500" OD
- (9.5 to 63.5mm) OD



Elliott's PTTC (Push Type Tube Cutter) Series Cutters accommodate heat exchangers and boilers with tube OD sizes 0.375" to 2.500" (9.5 to 63.5mm) with tube sheets 5" (127.0mm) to 12" (304.8mm) thick. The adjustable collar allows tubes to be cut or scored just beyond the tube sheet. The cutting blades are specially coated to increase longevity. Elliott offers two blade styles for Non-Ferrous Steel and Stainless Steel to achieve optimum cutting efficiency.

Each PTTC Tube Cutter Assembly is supplied with an installed blade, complete pilot set, and Allen wrenches.\* The 1/2" hex drive shank on cutters up to 1" OD allows the use of common Jacobs drill chucks for driver connection. 1-1/4" to 2-1/2" OD cutters require a 3/4" square drive and adapter.

\*The 3/8" (9.5mm) PTTC Tube Cutter Assembly does not require pilots.

### Features & Benefits:

- Quick setup and use - greater productivity.
- Includes complete pilot set for wide range of gauges - lower tooling expense.
- Hex head drive on cutters up to 1" OD - lower capital investment for drive motor.

### PTTC Series Tube Cutter Kits include:

- Tube Cutter
- Cutter Blades with Pin
- Tube Cutter Pilots (For sizes 5/8" to 2-1/2" (15.9mm to 63.5mm))

### Spares & Accessories:

- Non-Ferrous/Steel Cutter Blades
- Stainless Steel Cutter Blades
- Cutter Lubricant: P8790A for 4 oz (0.118 liter) or P8790B for 1.000 gallon (3.785 liter). Recommended to maximize cutter blade life when applied to blade.
- Electric and Pneumatic Tube Cutter Drive Motors:
  - Morse Taper Adapter: Included with Electric Drive Motor
  - Drive Socket: Included with Electric Drive Motor
  - Jacobs Chuck





# PTTC Series Drive Motors & Accessories

Tube OD	Cutter Kit # (Includes Pilot Set)		Drive Shank Size	Non-Ferrous/ Steel Blade with Pin	Stainless Steel Blade with Pin	*Cutter Pin #	Number of Pilots in a Set	Tube Gauge Sizes for Pilot
	5" Reach	12" Reach						
3/8" (9.53mm)	PTTC375-22**	-	1/2"Hex	PTTC25210	-	PTTC375-22D10	**	22-24
5/8" (15.9mm)	PTTC625K	PTTC625K12		PTTC25186	PTTC25186S1	PTTC625CP	3	16-22
3/4" (19.1mm)	PTTC750K	PTTC750K12		PTTC25186-1	PTTC25186S2	PTTC750CP	4	14-22
7/8" (22.2mm)	PTTC875K	PTTC875K12		PTTC25194	PTTC25194S1	PTTC875CP	5	12-22
1" (25.4mm)	PTTC1000K	PTTC1000K12		PTTC25199	PTTC25199S1	PTTC1000CP		
1-1/4" (31.8mm)	PTTC1250K	PTTC1250K12	3/4" Sq	PTTC25206	PTTC25206S1	PTTC1250CP	4	12-19
1-1/2" (38.1mm)	PTTC1500K	PTTC1500K12		PTTC25206-1	PTTC25206S2	PTTC1500CP		10-17
1-3/4" (44.45mm)	PTTC1750K	PTTC1750K12				PTTC25206CP	3	12-17
2" (50.8mm)	PTTC2000K	PTTC2000K12		PTTC25221	PTTC25221S1	PTTC2000CP	5	10-14
2-1/4" (57.2mm)	PTTC2250K	PTTC2250K12		PTTC25222	PTTC25222S1	PTTC25222CP		
2-1/2" (63.5mm)	PTTC2500K	PTTC2500K12		PTTC25223	PTTC25223S1	PTTC2500CP		

NOTE: Kits for OD sizes 1" and larger include 2 blades.

\*Included with cutter blade but can be purchased separately.

\*\*The 3/8" (9.5mm) PTTC Tube Cutter Assembly does not require pilots. To be used only with P5154 drive motor.

Elliott's Tube Cutter Drive Motors are used to power the PTTC Series Tube Cutter. They are available in both electric and pneumatic models to suit your application needs.

Motor Specifications					
Motor	OD Range	Motor Type	RPM	Requirements	Weight
P5154	3/8"-1"	Pneumatic	325	23 CFM @90 PSI	5.5lbs (2.5Kg)
P5476C	1-1/4" & Up	Pneumatic	190	70 CFM @90 PSI	13 lbs (5.8Kg)
447000	3/8"-2 1/2"	Electric (110V)	60-140 200-470	50/60Hz, 16 Amp	16lbs (7.3Kg)
447000-220	3/8"-2 1/2"	Electric (220V)	60-140 200-470	50/60Hz, 8 Amp	16lbs (7.3Kg)



### 447000 & 447000-220 electric motors include:

- 5/8" (15.9mm) Jacobs Chuck
- 3/4" (19.1mm) Square Female Socket Adapter
- Morse Taper Adapter

### P5154 & P5476C pneumatic motors include:

- 1/2" (12.7mm) Jacobs Chuck

### Spares & Accessories:

- 830-12-3-075 Morse Taper Adapter
- 71SOC 3/4" (19.1mm) Square Female Socket Adapter
- 4470JA Jacobs Chuck for the 447000 and 447000-220 electric motors
- 40-80700021-2 Spare Carbon Brush Set for the 447000 and 447000-220 electric motors
- P5476CH Jacobs Chuck for the P5154 and P5476C pneumatic motors



# 300 Series Boiler Tube Cutter

## Tube Size

- 2.000" to 3.000" OD
- (50.8 to 76.2mm) OD



Elliott's 376 / 396 Series Boiler Tube Cutters are power driven to cut tubes in firetube and watertube boilers. The Series' primary purpose is to cut tubes to length on the common end of a firetube boiler. It is extremely important to cut tubes to a uniform length prior to beading the tubes with a roll beading expander.

The 376 / 396 Boiler Tube Cutters have a 1" (25.4mm) male square drive that is easily adapted to tube rolling motors that are 150 RPM or less. The cutters may also be employed with a ratchet for applications in space restricted areas.

The wheel style boiler cutters are designed to have a long tool life, giving you years of trouble-free service.

## Features & Benefits:

- Rugged tool design - long tool life.
- Places tube to length before rolling - reduces operator error.
- Creates a non-abrasive cut which:
  - Eliminates prep time - less labor costs.
  - Operator can easily insert new tubes - less labor costs.
- Cuts tubes chip-free so no need to clean out vessel - less labor costs.

## Spares & Accessories:

- Cutter Blade
- 37419P20000 Cutter Pin
- Feed Wedge
- 374170-20000 Feed Rod
- Drive Motors: Low RPM ( $\leq 150$ ) motors are highly recommended for use with boiler tube cutters. Options include 447000 (see page 185), -90 right angle motors (see page 70), or 99300 series motors (see page 60).
- Drive Socket required for use with Drive Motor. See page 73 for more information.

## Boiler Tube Cutter includes:

- Cutter Wheel
- Cutter Pin
- Feed Wedge
- Feed Rod

Tube OD		BWG	Tube Cutter Part #	Weight		Cutter Wheel	Cutter Pin	Feed Wedge
Inch	mm			Lbs.	Kg.			
2"	50.8	10-16	376-00-20000	15	6.8	374190-20000	37419P20000	374180-20000
2-1/2"	63.5	10-16	376-00-20102	18	8.2	374190-20104		375FW30000
3"	76.2	10-16	396-00-30000	40	18.2			



# Standard Cutter Inserts Tube Facing & Strength Weld Inserts

## COMING 2024!



Elliott's cutting inserts are designed to quickly remove welded tube ends and trim tubes flush to the tube sheet. Featuring a variety of geometric shapes and coatings, each insert is optimized to perform in a specific cutting application, providing a smooth and accurate finish.

These cutting inserts are commonly used to help maximize tool life in milling applications and can handle a wide range of materials including aluminum, steel, and titanium.

Other sizes and coatings are available upon request.


### Features & Benefits:

- Precise cutting for complex workpieces
- Easy changeover design reduces downtime
- Ability to withstand high temperatures and speeds prolongs tool life, reducing consumable costs
- Reduces vibration during cutting, resulting in a smoother finish




Tube Facing Bit - Carbide

Part Number	Vertical Width		Horizontal Width		Screw
	inches	mm	inches	mm	
TFB500-500-CB	0.197"	5.00	0.197"	5.00	MTS-20



Tube Facing Bit - Cobalt

Part Number	Vertical Width		Horizontal Width		Screw
	inches	mm	inches	mm	
TFB630-950-CO	0.248"	6.30	0.374"	9.50	MTS-40
TFB950-950-CO	0.374"	9.50	0.374"	9.50	



Strength Weld Bit - Cobalt

Part Number	Vertical Width		Horizontal Width		Screw
	inches	mm	inches	mm	
SWB1350-950-CO	0.531"	13.50	0.374"	9.50	MTS-25



# SpeedCut

## Tube Bundle Cutter

### Cut tough jobs down to size.

*Equipped with a rugged Baldor® Motor and the highly productive Automatic Cutting Force Control, Elliott's SpeedCut is a quick and cost effective way to cut through tube bundles and shells in a single pass.*

*It features a heavy-duty frame and powerful drivetrain to withstand the rigors of a production environment. Safe and efficient operation is possible without the need for a constant attendant.*

The unit offers Automatic Cutting Force Control as a standard feature. The cutting cross section of the vessel is smaller at the top and bottom rows because there are fewer tubes per row. During larger portions of the cutting cycle the saw feed automatically pauses while maintaining constant cutting force. The result is that overall cutting time is reduced without sacrificing blade life.

Setup is easy. Simply position and secure the tube bundle to the Tube Sheet Support Table (an optional Bundle Support Table is available to support the rest of the bundle). If necessary the operator can adjust the blade tension with a simple torque wrench. Minimal attendance by the operator of the unit is enabled by three control systems that constantly monitor the cutting cycle. Should the blade break or stall, the system automatically stops the blade.

An MQL (Minimum Quantity Lubricant) Mist Lubrication System is a standard feature on the SpeedCut. A very thin film of lubricant is spread on the teeth of the blade just before the blade contacts the tube. As the heat from the cut is absorbed by the lubricant, the liquid is dissipated from the blade and the resulting chip. Environmental hazards and disposal costs are minimized, the cutting speed is increased, and the blade life is prolonged.



# SpeedCut Tube Bundle Cutter

## Features & Benefits:

- The Hydraulic Feed Rate Control combined with the Automatic Cutting Force Control optimizes saw feed while maintaining consistent cutting force.
- Powerful 7.5 HP or 10 HP Baldor® Blade Drive Motor quickly cuts through a wide variety of tough materials.
- Heavy Duty Cone Drive® gearbox with powerful “Double Enveloping”® gear set for increased torque.
- Low voltage operator controls front mounted and easily accessible to operator.
- Remote Pedestal Control Console for added safety and convenience.
- Convenient digital band speed display.
- Control Legend Plates in English or Spanish (other languages available upon request).
- Hour Meter: Allows for more precisely scheduled preventative maintenance which lowers operating costs.
- Includes Machine Leveling Bolts.
- Three control systems and Blade Break/Stall Proximity Switch features enable safe unattended operation.
- Overload and under voltage protection.
- Maintenance Lockout for operator safety and protection during maintenance.
- MQL Mist Lubrication System to minimize disposal costs and prolong blade life.
- Tube Sheet Support Table & Ratchet Straps: Helps to secure the bundle during cutting operation.
- Rotary Blade Brush cleans and extends blade life.

## Spares & Accessories:

- Bi-Metal Bandsaw Blades: Long-life, high quality blades for most materials, including copper, stainless steel and exotic materials.
- Clamp System: Allows for improved stability of the tube sheet during the sawing process and an added measure of safety for the crew and the machine.
- Bundle Support Table: Provides support for the end of the bundle while the other side is cut.
- MQL System Lubricant: Specially formulated for use with the SpeedCut.
- Recommended Spares Kit: Includes spare maintenance parts for quick replacement and no downtime. Includes: Blade Brushes, Drive Belt, Gear Oil, Bearings, Fuses, Roller Axles, and Roller Supports.




# SpeedCut Tube Bundle Cutter



Automatic Cutting Force Control



Cutting Speed



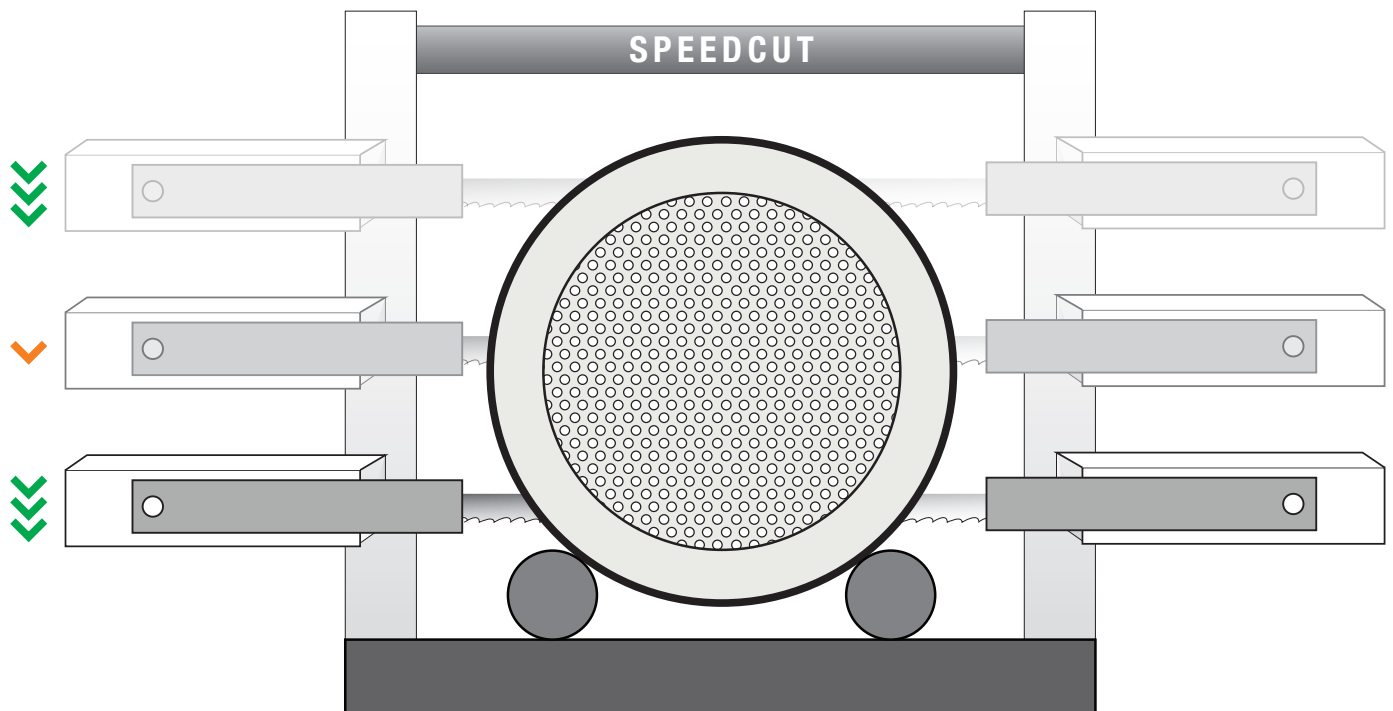
Bundle Support Table (optional)



Heavy Duty Gearbox



Safety Shutoff Sensor



### Automatic Cutting Force Control:

During larger sections of the vessel, the saw feed automatically pauses while maintaining consistent cutting force to increase productivity without sacrificing blade life.



# SpeedCut Tube Bundle Cutter

	SpeedCut 78	SpeedCut 98
<b>Power</b>		
Blade Motor	7.5 HP (5.6kW)	10 HP (7.4kW)
Hydraulic Motor	1 HP (.75kW)	
Hydraulic Capacity	10 gal	
Power Requirement	3 Phase - 50/60 Hz (Select from 208V - 600V)	
<b>Cutting</b>		
Cutting Capacity (round)	78.5" (2,000mm)	98.5" (2,500mm)
Cutting Capacity (rectangular)	78.5" (2,000mm) height	98.5" (2,500mm) height
	85" (2,160mm) width	98.5" (2,500mm) width
Cutting Depth/Throat	33.75" (857mm)	
Blade Speed (typical speed)	50 - 275 FPM Infinitely Variable (15 - 84 mpm)	
Blade Size	1.5" x .05" x 375" (38mm x 1mm x 9,779mm)	1.5" x .05" x 402" (38mm x 1mm x 10,211mm)
Typical Bundle Cutting Time	20 - 60 minutes	
<b>Dimensions &amp; Weight</b>		
Working Area	168" (4,267mm) height	213" (5,410mm) height
	178" (4,521mm) width	192" (4,877mm) width
	87" (2,210mm) depth	
Minimum Height	117" (2,972mm)	134" (3,404mm)
Bandwheels	36" (914mm) cast iron	
Weight	7,500 lbs. (3,402Kg)	8,500 lbs. (3,856Kg)
Shipping Dimensions (Crated)	130" (3,302mm) height	143" (3,632mm) height
	186" (4,724mm) width	199" (5,054mm) width
	100" (2,540mm) depth	
Shipping Weight* (Crated)	9,500 lbs. (4,309Kg)	10,500 lbs. (4,763Kg)
Bundle Support Table (uncrated)	20" (508mm) height	
	33" (838mm) width	
	36" (914mm) depth	
Support Table Weight (uncrated)	225lbs (102Kg)	

\*Crate weight is based on an average unit. The final weight may vary.

Spares & Accessories		
Bi-Metal Bandsaw Blades*	SCT78B1	SCT98B1
	SCT78B2	SCT98B2
	SCT78B3	SCT98B3
MQL Lubricant (1 gal)	SCT100318-028	
Bundle Support Table	SCTBT	
Clamp System	SCTMC	
Recommended Spares Kit	SCT155291	

\*For help with blade selection, use the Blade Selection Tool at [www.elliott-tool.com/speedcut](http://www.elliott-tool.com/speedcut) or contact Elliott for assistance.



SpeedCut 78  
shown with Clamp System (optional)



# Hydraulic Pumps



Elliott's hydraulic pumps are used to power the Collet Style Tube Puller, Cyclgrip Semi-Continuous Puller, Tube Tuggers, and Stub Tugger. The hydraulic pumps' compact design is ideal for use in confined work areas. Other key features include an integral gauge, protective roll cage, and hydraulic quick disconnect.

## Features & Benefits:

- Hydraulic Pump Run & Pressure On Demand - pump only runs when pendant switch is activated to reduce the size of the oil reservoir and increase efficiency.

## Spares & Accessories:

- 17-9637 Standard Oil
- M5773SO Synthetic Oil (Used in hot environments)
- 17-10804 Brush Assembly

Part Number	Pump Type	HP	Maximum Operating Pressure (psi)	Power Requirement	Weight		Repair Kit	Elliott Puller Used	
					Lbs.	Kg.			
M5783-00	110V Electric	1.13	5,000	25 Amps @110V	80	36.3	17-300839	• Collet Tube Puller • Cyclgrip	
M5783-00-220	220V Electric			15 Amps @220V					
M5773-00	110V Electric		10,000	25 Amps @110V	88	39.9		17-300332	• Super Collet Tube Puller • Tube Tugger • Super Tube Tugger • Stub Tugger
M5776-00	220V Electric			15 Amps @220V					
M5775-00	Pneumatic	3	50 cfm @80 psi	91	41.3				
80-36102D3	Manual	NA	10,000	NA	28	12.7	17-300508		





# Collet Tube Puller

## Tube Size

- 0.625" to 1.000" OD
- (15.9 to 25.4mm) OD

Elliott's Model B10552-00 Collet Tube Puller was designed for fast and efficient tube removal in condensers, chiller, and other heat exchangers.

With its 6 Ton pulling capacity, the Collet Tube Puller automatically grips, pulls, and releases the tube in a matter of seconds. The puller's compact design allows access to confined work areas. Additionally, the 360° Positioning Handle enables access to those hard-to-reach tubes that are near channel plates and water box conditions.

The Collet Tube Puller can quickly and successfully pull over 100 tube stubs in less than an hour! To allow for even faster tube pulling, use Elliott's Cyclgrip Semi-Continuous Tube Puller – the perfect partner for the Collet Tube Puller.

## Features & Benefits:

- Quick stroke cylinder - increases productivity.
- Lightweight pulling ram - reduces operator fatigue.
- Wide gripping range - less tooling expense.
- 360 degree positioning handle - more access to tubes.

## Spares & Accessories:

- M5783-00 110V Electric Hydraulic Pump:  
You must have this pump in order to properly operate the Collet Style Tube Puller.
- M5783-00-220 220V Electric Hydraulic Pump:  
You must either purchase or already have this pump in order to properly operate the Collet Style Tube Puller.
- Tool Kit: Consists of a Collet Set, Draw Bar, and Nose Piece.
- Collet Set\*: Consists of a Collet, Flat Spring, and an O-ring.
- Draw Bar\*
- Nose Piece\*
- TCB20-33 Counter Balance
- 17-300576 Seal Kit

\* Required to operate the Collet Puller



## Specifications:

- Pulling capacity: 6 Ton
- Stroke: 3" (76.0mm) Pulling Stroke 2.25" (57.2mm)
- Weight: 25 Lbs. (11 Kg)
- Overall Length:
  - Retracted: 20.5" (520.7mm)
  - Extended: 21.75" (552.6mm)

## B10552-00 Collet Style Tube Puller kit includes:

- B10552 Collet Tube Puller Assembly
- B10552D5-750 Collet Retainer for 5/8" (15.9mm) and 3/4" (19.1mm) tube ODs
- B10552D7-750 Pull Rod for 5/8" (15.9mm) and 3/4" (19.1mm) tube ODs
- B10552D5-1000 Collet Retainer for 7/8" (22.2mm) and 1" (25.4mm) tube ODs
- B10552D7-1000 Pull Rod for 7/8" (22.2mm) and 1" (25.4mm) tube ODs
- B10552D20 15 ft. (4.6M) Hydraulic Hose Assembly

Tube OD	BWG*	Tool Kit**	Collet Set	Draw Bar	Nose Piece
5/8" (15.9mm)	18-20	B10552-625KIT	B10552D3-625	B10552D2-625	B10552D4-625
3/4" (19.1mm)	16-20	B10552-750KIT	B10552D3-750	B10552D2-750	B10552D4-750
7/8" (22.2mm)	16-20	B10552-875KIT	B10552D3-875	B10552D2-1000	B10552D4-875
1" (25.4mm)	16-20	B10552-1000KIT	B10552D3-1000	B10552D2-1000	B10552D4-1000

\* NOTE: Softer metals could go up to 22 gauge.

\*\*Includes a Collet Set, Draw Bar, and Nose Piece.



# Super Collet Tube Puller

## Hole Size

- 0.50" to 2.50" OD
- (12.70 to 63.5mm) OD



## Powerful Grip For Fast Tube Pulling.

With the same gripping power of Elliott's proven spears.

Elliott's super collet tube puller is designed to quickly pull tube stubs from tube sheets without damaging the tube sheet hole. The collet teeth have been designed using the same principles as Elliott's proven TT Spear. Offering the gripping power of a spear with the speed and convenience of a collet.

The super collet tube puller is powered by an electric or pneumatic hydraulic pump to provide up to 25 tons of pulling capacity. Available in 2 pulling heads to cover tube sizes from 1/2" up to 2-1/2".

Puller Specifications

Puller	Requirements	Stroke	Pulling Stroke	Weight
CPS15	15 Ton @ 10,000 PSI	6.75"	6.00"	40 lbs
CPS25	25 Ton @ 10,000 PSI			55 lbs



Collets Offer Powerful Spear-Like Gripping Power



Vertical Or Horizontal Eye Bolts



Built-in Pump Control

## Quickly Remove Tube Stubs

### Robust & Powerful For Fast Tube Removal

Just insert the collet and quickly remove the tube stub.

### Save Hours Of Machine Time

Pull stubs easily without the need to machine the tube ID for knockout.

### Protects The Tube Sheet

Don't risk damaging tube sheets from drilling and/or tube knockout tools.

### No spears!

One step operation lowers cost and saves time by avoiding inserting, removing, and breaking spears as you pull.

## Safe & Simple For Operators

### One-Man Operation

Convenient pump control is built into the handles and works seamlessly with Elliott's electric hydraulic pumps.

### Easy To Use

Eye-bolts for easily connecting to a counterbalance in both horizontal or vertical pulling applications.

### Improves Safety

The deflector shield protects the opposite end of tube sheet during horizontal pulling applications.

## Package Includes:

- Pulling Head
- Two Hydraulic Hoses
- Deflector Shield: CP300

## Spares & Accessories:

- Collet
- Draw Bar
- Tie Rod
- Nose Piece
- Counterbalance: TCB48-66
- Hydraulic Pump Retrofit Kit: M5773RFK (Allows existing M5773-00 & M5776-00 pumps to be used with the Super Collet Puller)

## Pumps:

- 110V: M5773-00 (See page 192)
- 220V: M5776-00 (See page 192)
- Pneumatic: M5775-00\* (See page 192)

\*Does not work with side handle buttons.



# Super Collet Tube Puller Spares & Accessories

Tube OD	BWG	Expansion Range				Collet	Draw Bar	Tie Rod	Nose Piece
		Inch		mm					
		Min	Max	Min	Max				
1/2" (12.7 mm)	14 - 15	0.326	0.418	8.28	10.62	CPC500-14	CPD500	CPT500	CPN500
	16 - 18	0.362	0.454	9.19	11.53	CPC500-16			
	19 - 22	0.408	0.500	10.36	12.7	CPC500-19			
5/8" (15.9 mm)	14 - 15	0.451	0.543	11.46	13.80	CPC625-14	CPD625	CPT625	CPN625
	16 - 18	0.487	0.579	12.37	14.71	CPC625-16			
	19 - 22	0.533	0.625	13.54	15.88	CPC625-19			
3/4" (19.05 mm)	12 - 13	0.530	0.622	13.46	15.80	CPC750-12	CPD750	CPT750	CPN750
	14 - 15	0.576	0.668	14.63	16.97	CPC750-14			
	16 - 18	0.612	0.704	15.54	17.88	CPC750-16			
7/8" (22.2 mm)	12 - 13	0.655	0.747	16.64	18.97	CPC875-12	CPD875	CPT875	CPN875
	14 - 15	0.701	0.793	17.81	20.14	CPC875-14			
	16 - 18	0.737	0.829	18.72	21.06	CPC875-16			
1" (25.4 mm)	10 - 11	0.730	0.822	18.54	20.88	CPC1000-10	CPD1000	CPT1000	CPN1000
	12 - 13	0.780	0.872	19.81	22.15	CPC1000-12			
	14 - 15	0.826	0.918	20.98	23.32	CPC1000-14			
1-1/8" (28.58 mm)	16 - 18	0.862	0.954	21.90	24.23	CPC1000-16	CPD1000	CPT1000	CPN1000
	19 - 22	0.908	1.000	23.06	25.40	CPC1000-19			
	10 - 11	0.855	0.947	21.72	24.05	CPC1125-10			
1-1/8" (28.58 mm)	12 - 13	0.905	0.997	22.99	25.32	CPC1125-12	CPD1125	CPT1125	CPN1125
	14 - 15	0.951	1.043	24.16	26.50	CPC1125-14			
	16 - 18	0.987	1.079	25.07	27.41	CPC1125-16			
1-1/4" (31.8 mm)	19 - 22	1.033	1.125	26.24	28.58	CPC1125-19	CPD1125	CPT1125	CPN1125
	10 - 11	0.980	1.072	24.89	27.23	CPC1250-10			
	12 - 13	1.030	1.122	26.16	28.50	CPC1250-12			
1-1/4" (31.8 mm)	14 - 15	1.076	1.168	27.33	29.67	CPC1250-14	CPD1250	CPT1250	CPN1250
	16 - 18	1.112	1.204	28.25	30.58	CPC1250-16			
	19 - 22	1.158	1.250	29.41	31.75	CPC1250-19			
1-3/8" (34.9 mm)	10 - 11	1.105	1.197	28.07	30.40	CPC1375-10	CPD1375	CPT1375	CPN1375
	12 - 13	1.155	1.247	29.34	31.67	CPC1375-12			
	14 - 15	1.201	1.293	30.51	32.84	CPC1375-14			
1-3/8" (34.9 mm)	16 - 18	1.237	1.329	31.42	33.76	CPC1375-16	CPD1375	CPT1375	CPN1375
	19 - 22	1.283	1.375	32.59	34.93	CPC1375-19			
	10 - 11	1.230	1.322	31.24	33.58	CPC1500-10			
1-1/2" (38.1 mm)	12 - 13	1.280	1.372	32.51	34.85	CPC1500-12	CPD1500	CPT1500	CPN1500
	14 - 15	1.326	1.418	33.68	36.02	CPC1500-14			
	16 - 18	1.362	1.454	34.60	36.93	CPC1500-16			
1-1/2" (38.1 mm)	19 - 22	1.408	1.500	35.76	38.10	CPC1500-19	CPD1500	CPT1500	CPN1500
	10-11	1.730	1.824	43.94	46.33	CPC2000-10			
	12-13	1.780	1.871	45.21	47.52	CPC2000-12			
2" (50.8mm)*	14-15	1.826	1.917	46.38	48.69	CPC2000-14	CPD2000	CPT2000	CPN2000
	16-18	1.862	1.954	47.29	49.63	CPC2000-16			
	19-22	1.908	1.986	48.46	50.44	CPC2000-19			
2-1/2" (63.5mm)*	10-11	2.230	2.324	56.64	59.03	CPC2500-10	CPD2500	CPT2500	CPN2500
	12-13	2.280	2.371	57.91	60.22	CPC2500-12			
	14-15	2.326	2.417	59.08	61.39	CPC2500-14			
2-1/2" (63.5mm)*	16-18	2.362	2.454	59.99	62.33	CPC2500-16	CPD2500	CPT2500	CPN2500
	19-22	2.408	2.486	61.16	63.14	CPC2500-19			

\* Requires CP2000P  
pulling head package.





# Faster Tube Removal

With The Elliott Cyclgrip Semi-Continuous Tube Puller

“ AREVA expects to double the tube removal speed by using the Elliott Cyclgrip tool. Since this tool only requires two people, AREVA can use other personnel more effectively. ”  
-Michael Mansfield

AREVA performed speed and load tests on the Elliott Cyclgrip tube removal tool... The purpose of these tests was to determine the pull speed at various loads and the maximum tool load. The tube material used during testing was either 3/4" x 0.035" wall stainless steel or 3/4" x 0.049" wall copper.

Based on the results, AREVA plans on using a custom designed jaw and the Elliott Cyclgrip setup for field work.

AREVA expects to double the tube removal speed by using the Elliott Cyclgrip tool. In addition, since this tool will only require two people to operate (one running the tool and the other managing the tube that is being removed), AREVA can use other personnel more effectively to perform other tasks associated with the retubing operation.

**Michael Mansfield**  
Program Manager Heat Exchanger Services  
AREVA NDE-Solutions, North America  
AREVA, Inc.



### Tube Size

- 0.500" to 1.000" OD
- (12.7 to 25.4mm) OD

*Elliott's M5630-00 Cyclgrip Semi-Continuous Tube Puller is an engineered product that continuously pulls chiller, heat exchanger, and condenser tubes after the tubes have been pulled free from the tube sheet, making it the ideal companion for the Collet Style Tube Puller.*

The Cyclgrip's unique design allows it to adjust to tube sizes without any additional tooling or tool adjustments. The puller's slim profile allows side tube mounting adjacent to water box and channel plates.

Additionally, the Cyclgrip easily pulls tubes that have been expanded into baffle or support plates, eliminating the use of tiresome slam hammers and accelerating the tube removal.



### Features & Benefits:

- Lightweight & compact design - easy to move in tight areas.
- 10 ft (3.3M) per minute pulling action - greater productivity.
- Simple design - easy to maintain.
- No extra tooling required - lower tooling expense.

### Specifications:

- Pulled tube projection required: 3" (76.2mm)
- Face plate dimensions: 3.75" (95.3mm) wide x 2.94" (74.7mm) high
- Stroke length: 5" (127.0mm)
- Pulling rate: 10'/min. (3.3M/min.)
- Height: 10.75" (273.0mm)
- Length: 8.44" (214.4mm)
- Width: 4.13" (104.9mm)
- Weight: 16 Lbs. (7.3 Kg)

### M5630-00 Cyclgrip Semi-Continuous Tube Puller package includes:

- Extractor Unit
- 15 ft (4.6M) Hydraulic Hose
- Control Cable
- Carrying Case

### Spares & Accessories:

- \*M5783-00 110V Electric Hydraulic Pump: You must either purchase or already have this pump on order to properly operate the Cyclgrip.
- \*M5783-00-220 220V Electric Hydraulic Pump: You must either purchase or already have this pump on order to properly operate the Cyclgrip.
- TCB20-33 Counter Balance.

\* Required to operate the Cyclgrip.



# Tube Tugger

## Semi-Continuous Hydraulic Tube Pulling System

### Tube Size

- 0.625" to 1.250" OD
- (15.9 to 31.8mm) OD



Elliott's Tube Tugger is a powerful semi-continuous hydraulic tube pulling system for removing tubes from heat exchangers, chillers, and other heat transfer vessels.

With its 30 Ton pulling capacity, the Elliott Tube Tugger breaks expanded tube sheet joint bonds. The tugger then takes over and continuously pulls the tube when any obstructions are met. In many applications, tubes can be pulled from both tube sheets from one end of the heat exchanger.

The Tube Tugger's compact length of 15" (381.0mm) allows it to be used in confined space areas. For close clearance conditions or for extended reach, Nose Piece Extensions are available. Contact Customer Service for details.

### Features & Benefits:

- Portable ram & pump - easy to move in tight areas.
- High production pulling action - lower labor cost.
- Best value - more productivity & less capital investment.

### Tube Tugger kit includes:

- Tube Pulling Hydraulic Cylinder
- Suspension Bracket Assembly with Side Handles
- Collet Holder Assembly
- (2) 15 ft. (4.6M) Hydraulic Hose
- Release Fork
- Nose Piece Adapter
- Set of Spanner Wrenches

### Spares & Accessories:

- Hydraulic Pump: M5773-00 110V Electric Pump, M5776-00 220V Electric Pump, M5775-00 Pneumatic Pump. You must either purchase or already have one of these pumps in order to properly operate the Tube Tugger.
- TCB48-66 Counter Balance
- 17-300077 Seal Repair Kit
- Spears *See page 205.* \*
- Collet Set *See table on page 205.* \*
- Nose Piece *See table on page 205.* \*

\* Required to operate the Tube Tugger

Puller Specifications						
Puller	Capacity	Stroke	Diameter	Lengths		
				Collapsed	Extended	Across Handles
80-40125	30 Ton (27.2Mt)	3.000" (76.2mm)	6.500" (165.1mm)	12.940" (329.0mm)	15.940" (405.0mm)	18.250" (464.0mm)
80-40125-6		6.000" (152.4mm)		18.000" (457.0mm)	22.000" (559.0mm)	



Optional Counterbalance



# Super Tube Tugger

## Semi-Continuous Hydraulic Tube Pulling System

### Tube Size

- 1.500" to 2.000" OD
- (38.1 to 50.8mm) OD



Elliott's Super Tube Tugger is a powerful semi-continuous hydraulic tube pulling system for removing tubes from surface condensers and certain boiler applications.

With its 60 Ton pulling capacity, the Elliott Super Tube Tugger breaks expanded tube sheet joint bonds. The tugger then takes over and continuously pulls the tube when any obstructions are met.

The Super Tube Tugger's compact length of 18" (457.0mm) allows it to be used in confined space areas.

### Features & Benefits:

- Portable ram & pump - easy to maneuver in tight areas.
- High production pulling action - lower labor cost.
- High tonnage - makes difficult job easy.

### Specifications:

- Capacity: 60 Ton (54.4Mt).
- Stroke: 4.000" (101.0mm).
- Tugger Diameter: 8.500" (215.9mm).
- Lengths:
  - Collapsed: 18.000" (457.0mm).
  - Extended: 22.000" (559.0mm).
- Length Across Handles: 18.250" (464.0mm).
- Weight: 62 Lbs. (28.0Kg).

### 80-40200 Super Tube Tugger kit includes:

- Tube Pulling Hydraulic Cylinder
- Suspension Bracket Assembly with Side Handles
- Collet Holder Assembly
- (2) 15 ft. (4.6M) Hydraulic Hose
- Release Fork
- Nose Piece Adapter
- Set of Spanner Wrenches

### Spares & Accessories:

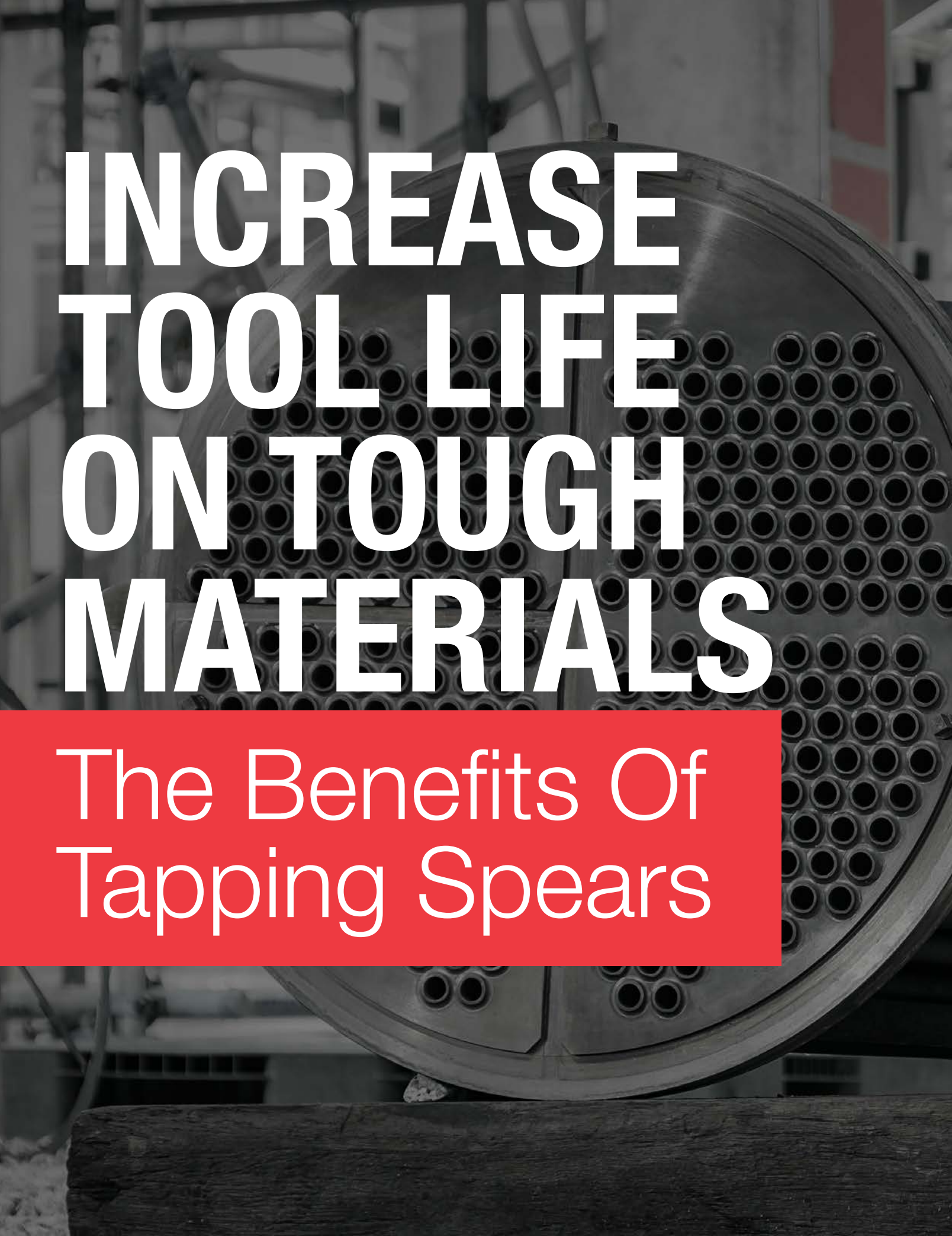
- Hydraulic Pump: M5773-00 110V Electric Pump, M5776-00 220V Electric Pump, M5775-00 Pneumatic Pump. You must either purchase or already have one of these pumps in order to properly operate the Super Tube Tugger.
- TCB66-88 Counter Balance
- Spears *See page 205. \**
- Collet Set *See table on page 205. \**
- Nose Piece *See table on page 205. \**

*\* Required to operate the Super Tube Tugger*



Optional Counterbalance





# INCREASE TOOL LIFE ON TOUGH MATERIALS

The Benefits Of  
Tapping Spears



In recent years, the use of exotic materials in heat exchanger tubing has become a lot more common. Despite having a higher price tag, these materials are often chosen due to their ability to withstand corrosion and maintain longer tube life. While these materials are great for working in tough conditions, they can have be very challenging to work with as they often require more tooling and job time. This is especially true in tube removal where pulling spears are used. Tapping spears have become an effective way to overcome many of these issues.

While spear pulling has its pros and cons, the largest issue customers face is using them on harsher materials. Monel, Hastelloy, and Duplex are some of the most common exotic materials customers may encounter on the job. Traditionally, spear pulling consists of threading a spear into a tube using an impact drill, then pulling it out with the use of a hydraulic cylinder. However, since these exotic materials have such a high hardness, it can cause premature damage to spear threads when they're impacted into the tube. Over time, the force of the impact combined with the tube material hardness can wear away the pulling teeth of the spear. This results in poor spear performance and increases consumable costs.

One method that operators have had success with is through using tapping spears on tough applications. A tapping spear is like a pulling spear but has a shorter reach and is manufactured to meet a higher material hardness. The higher hardness allows the spear to hold up longer when used on exotic materials. Note, this is

not typically recommended for use in standard carbon steel or stainless applications, as it adds an unnecessary step to the removal process.

To use a tapping spear, the operator should thread it into the tube using a hand wrench or ratchet. This will create the teeth pattern in the tube ID, that will allow the spear to thread into it. Once it's driven in, the operator can remove the tapping spear and insert a standard pulling spear. The pulling spear should be hand threaded into place to avoid excess wear. With the pulling spear in place, the process can be performed as normal using a hydraulic puller. While this adds an extra step, many customers will have an operator go through with the tapping spear and have another operator following behind with the puller to help speed up the operation.

Using a tapping spear in the removal process can help save on consumable costs, as one tapping spear can cover 50 – 75 tubes. This also helps maintain the pulling spears tool life, allowing the operator to get the most out of the spear before having to switch. This is significantly better than some customers who were getting about 8 – 10 tubes per spear when using the pulling spear on its own.

Overall, exotic materials can make the process of tube removal more challenging. From decreased tool life to increased labor time, the total cost of the job can jump significantly. Incorporating tools like a tapping spear into your process can decrease the amount of labor and costs incurred on these tougher jobs.



# Tapping Spears

## Tube Size

- 0.625" to 1.000" OD
- (15.9 to 25.4mm) OD



*Elliott's TT Series Tapping Spears are designed to withstand the toughest tube removal applications, for longer tool life on exotic materials.*

Used in combination with Elliott's TT pulling spears, tapping spears are manufactured to meet a higher material hardness, allowing them to hold up longer when used on exotic materials. Simply thread the tapping spear into the tube end to create a tooth pattern in the tube ID. Once it's been driven in, remove the tapping spear and insert a standard pulling spear and remove the tube as normal.

## Features & Benefits:

- Save on tooling costs by prolonging the life of pulling spears.
- Harder material allows for a better grip on exotic tube materials.

## Spares & Accessories:

- P8788 Spear Lubricant: Highly recommended for use on spear threads to greatly increase spear life.



# Tapping Spears

Tube OD	BWG	Spear	Minimum Spear *Diameter		Maximum Spear *Diameter		Male Sq. Size
			Inch	mm	Inch	mm	
5/8" (15.9mm)	7	TT625-7T	0.245	6.2	0.385	9.8	1/2"
	8-9	TT625-8T	0.280	7.1	0.432	11.0	
	10-12	TT625-10T	0.342	8.7	0.482	12.2	
	13-15	TT625-13T	0.425	10.8	0.545	13.8	
	16-18	TT625-16T	0.485	12.3	0.589	15.0	
	19-24	TT625-19T	0.531	13.5	0.615	15.6	
3/4" (19.1mm)	7	TT750-7T	0.370	9.4	0.528	13.4	5/8"
	8-9	TT750-8T	0.405	10.3	0.576	14.6	
	10-12	TT750-10T	0.467	11.9	0.625	15.9	
	13-15	TT750-13T	0.550	14.0	0.685	17.4	
	16-18	TT750-16T	0.610	15.5	0.727	18.5	
	19-24	TT750-19T	0.656	16.7	0.750	19.1	
7/8" (22.2mm)	7	TT875-7T	0.495	12.6	0.653	16.6	5/8"
	8-9	TT875-8T	0.530	13.5	0.701	17.8	
	10-12	TT875-10T	0.592	15.0	0.750	19.1	
	13-15	TT875-13T	0.675	17.1	0.810	20.6	
	16-18	TT875-16T	0.735	18.7	0.852	21.6	
	19-24	TT875-19T	0.781	19.8	0.875	22.2	
1" (25.4mm)	7	TT1000-7T	0.620	15.7	0.778	19.8	3/4"
	8-9	TT1000-8T	0.655	16.6	0.826	21.0	
	10-12	TT1000-10T	0.717	18.2	0.875	22.2	
	13-15	TT1000-13T	0.800	20.3	0.935	23.7	
	16-18	TT1000-16T	0.860	21.8	0.977	24.8	
	19-24	TT1000-19T	0.906	23.0	1.000	25.4	
1-1/4" (31.8mm)	7	TT1250-7T	0.870	22.1	1.028	26.1	1"
	8-9	TT1250-8T	0.905	23.0	1.076	27.3	
	10-12	TT1250-10T	0.967	24.6	1.125	28.6	
	13-15	TT1250-13T	1.050	26.7	1.185	30.1	
	16-18	TT1250-16T	1.110	28.2	1.227	31.2	
	19-24	TT1250-19T	1.156	29.4	1.250	31.8	
1-1/2" (38.1mm)	7	TT1500-7T	1.120	28.4	1.278	32.5	1"
	8-9	TT1500-8T	1.155	29.3	1.326	33.7	
	10-12	TT1500-10T	1.217	30.9	1.375	34.9	
	13-15	TT1500-13T	1.300	33.0	1.435	36.4	
	16-18	TT1500-16T	1.360	34.5	1.477	37.5	
	19-24	TT1500-19T	1.406	35.7	1.500	38.1	
1-3/4" (44.5mm)	7	TT1750-7T	1.370	34.8	1.528	38.8	1"
	8-9	TT1750-8T	1.405	35.7	1.576	40.0	
	10-12	TT1750-10T	1.467	37.3	1.625	41.3	
	13-15	TT1750-13T	1.550	39.4	1.685	42.8	
	16-18	TT1750-16T	1.610	40.9	1.727	43.9	
	19-24	TT1750-19T	1.656	42.1	1.750	44.5	
2" (50.8mm)	7	TT2000-7T	1.620	41.1	1.778	45.2	1"
	8-9	TT2000-8T	1.655	42.0	1.826	46.4	
	10-12	TT2000-10T	1.717	43.6	1.875	47.6	
	13-15	TT2000-13T	1.800	45.7	1.935	49.1	
	16-18	TT2000-16T	1.860	47.2	1.977	50.2	
	19-24	TT2000-19T	1.906	48.4	2.000	50.8	



# TT Tube Spears

## Tube Size

- 0.625" to 2.000" OD
- (15.9 to 50.8mm) OD



*Elliott's TT Spears are used with the Elliott Tube Tugger or Super Tube Tugger to successfully pull tubes in chillers, heat exchangers, condensers, fin fan coolers, and boilers.*

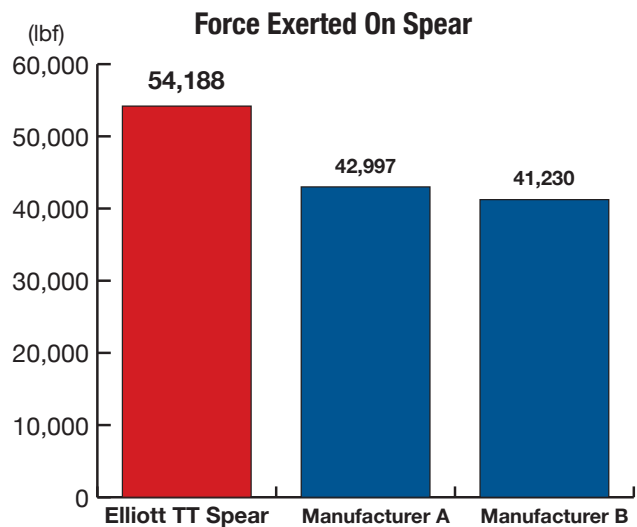
Simply size the spear, apply spear lubricant on the pulling teeth, and then set the spear by employing a hand ratchet or impact wrench. To relieve pressure, back the spear off and then employ the Tube Tugger or Super Tube Tugger to successfully remove the tube.

## Features & Benefits:

- Reduce tooling costs with an innovative design that withstands significantly more force than other spears.
- Engineered design lowers the chance that the gripping end of the spear will break off in the tube, saving time, money and hassle.

## Spares & Accessories:

- P8788 Spear Lubricant: Highly recommended for use on spear threads to greatly increase spear life.



# Tube Tugger & Super Tube Tugger

## Spares & Accessories

Tube OD	BWG	Spear		Minimum Spear *Diameter		Maximum Spear *Diameter		Male Sq. Size	Nose Piece	*Collet Set with O-Ring
		29" Overall Length	48" Overall Length	Inch	mm	Inch	mm			
5/8" (15.9mm)	7	TT625-7	TT625-7-48	0.245	6.2	0.385	9.8	1/2"	80-40125N062	80-40125C062
	8-9	TT625-8	TT625-8-48	0.280	7.1	0.432	11.0			
	10-12	TT625-10	-	0.342	8.7	0.482	12.2			
	13-15	TT625-13	-	0.425	10.8	0.545	13.8			
	16-18	TT625-16	-	0.485	12.3	0.589	15.0			
3/4" (19.1mm)	19-24	TT625-19	-	0.531	13.5	0.615	15.6	5/8"	80-40125N075	80-40125C075
	7	TT750-7	TT750-7-48	0.370	9.4	0.528	13.4			
	8-9	TT750-8	TT750-8-48	0.405	10.3	0.576	14.6			
	10-12	TT750-10	TT750-10-48	0.467	11.9	0.625	15.9			
	13-15	TT750-13	TT750-13-48	0.550	14.0	0.685	17.4			
7/8" (22.2mm)	16-18	TT750-16	TT750-16-48	0.610	15.5	0.727	18.5	3/4"	80-40125N087	80-40125C087
	19-24	TT750-19	TT750-19-48	0.656	16.7	0.750	19.1			
	7	TT875-7	TT875-7-48	0.495	12.6	0.653	16.6			
	8-9	TT875-8	TT875-8-48	0.530	13.5	0.701	17.8			
	10-12	TT875-10	TT875-10-48	0.592	15.0	0.750	19.1			
1" (25.4mm)	13-15	TT875-13	TT875-13-48	0.675	17.1	0.810	20.6	1"	80-40200N150	80-40200C150
	16-18	TT875-16	TT875-16-48	0.735	18.7	0.852	21.6			
	19-24	TT875-19	TT875-19-48	0.781	19.8	0.875	22.2			
	7	TT1000-7	TT1000-7-48	0.620	15.7	0.778	19.8			
	8-9	TT1000-8	TT1000-8-48	0.655	16.6	0.826	21.0			
1-1/4" (31.8mm)	10-12	TT1000-10	TT1000-10-48	0.717	18.2	0.875	22.2	3/4"	80-40125N100	80-40125C100
	13-15	TT1000-13	TT1000-13-48	0.800	20.3	0.935	23.7			
	16-18	TT1000-16	TT1000-16-48	0.860	21.8	0.977	24.8			
	19-24	TT1000-19	TT1000-19-48	0.906	23.0	1.000	25.4			
	7	TT1250-7	TT1250-7-48	0.870	22.1	1.028	26.1			
8-9	TT1250-8	TT1250-8-48	0.905	23.0	1.076	27.3				
10-12	TT1250-10	TT1250-10-48	0.967	24.6	1.125	28.6				
13-15	TT1250-13	TT1250-13-48	1.050	26.7	1.185	30.1				
16-18	TT1250-16	TT1250-16-48	1.110	28.2	1.227	31.2				
1-1/2" (38.1mm)	19-24	TT1250-19	TT1250-19-48	1.156	29.4	1.250	31.8	1"	80-40200N200	80-40200C200
	7	TT1500-7	TT1500-7-48	1.120	28.4	1.278	32.5			
	8-9	TT1500-8	TT1500-8-48	1.155	29.3	1.326	33.7			
	10-12	TT1500-10	TT1500-10-48	1.217	30.9	1.375	34.9			
	13-15	TT1500-13	TT1500-13-48	1.300	33.0	1.435	36.4			
1-3/4" (44.5mm)	16-18	TT1500-16	TT1500-16-48	1.360	34.5	1.477	37.5	1"	80-40200N200	80-40200C200
	19-24	TT1500-19	TT1500-19-48	1.406	35.7	1.500	38.1			
	7	TT1750-7	TT1750-7-48	1.370	34.8	1.528	38.8			
	8-9	TT1750-8	TT1750-8-48	1.405	35.7	1.576	40.0			
	10-12	TT1750-10	TT1750-10-48	1.467	37.3	1.625	41.3			
2" (50.8mm)	13-15	TT1750-13	TT1750-13-48	1.550	39.4	1.685	42.8	1"	80-40200N200	80-40200C200
	16-18	TT1750-16	TT1750-16-48	1.610	40.9	1.727	43.9			
	19-24	TT1750-19	TT1750-19-48	1.656	42.1	1.750	44.5			
	7	TT2000-7	TT2000-7-48	1.620	41.1	1.778	45.2			
	8-9	TT2000-8	TT2000-8-48	1.655	42.0	1.826	46.4			
2" (50.8mm)	10-12	TT2000-10	TT2000-10-48	1.717	43.6	1.875	47.6	1"	80-40200N200	80-40200C200
	13-15	TT2000-13	TT2000-13-48	1.800	45.7	1.935	49.1			
	16-18	TT2000-16	TT2000-16-48	1.860	47.2	1.977	50.2			
2" (50.8mm)	19-24	TT2000-19	TT2000-19-48	1.906	48.4	2.000	50.8	1"	80-40200N200	80-40200C200

\* O-Ring number P8309-225 is supplied with all Collet Sets. Elliott highly recommends using P8788 Spear Lubricant with your spears to greatly increase spear life.




# Stub Tugger

## Hydraulic Tube Pulling System

### Tube Size

- 0.375" to 3.000" OD
- (9.5 to 76.2mm) OD



Elliott's Stub Tugger is a powerful hydraulic tube pulling system for removing tubes from heat exchangers and certain boiler applications.

The Elliott Stub Tugger is compatible with other competitive spear type tube pullers and its compact length of 22" (559.0mm) allows it to be used in confined space areas.

### Features & Benefits:

- Extensive OD tube range - more versatility.
- Uses E-series spears - lower tooling cost.
- Hydraulic Cylinder Strike Plate - tool can be used as a slide hammer while still protecting the piston and seals, which increases convenience and efficiency.

### Specifications:

- Capacity: 30 Ton (27.2Mt).
- Stroke: 6.000" (152.4mm).
- Tugger Diameter: 6.500" (165.1mm).
- Lengths:
  - Collapsed: 18.000" (457.0mm).
  - Extended: 22.000" (559.0mm).
- Length Across Handles: 18.250" (464.0mm).
- Weight: 46 Lbs. (20.9Kg).

### 80-40130 Stub Tugger kit includes:

- Tube Pulling Hydraulic Cylinder
- Suspension Bracket Assembly with Side Handles
- Nose Piece
- Nose Piece Adapter
- Load Cap
- Safety Shield
- (2) 15 ft. (4.6M) Hydraulic Hose

### Spares & Accessories:

- Hydraulic Pump: M5773-00 110V Electric Pump, M5776-00 220V Electric Pump, M5775-00 Pneumatic Pump, or 80-36102D3 Hand Pump. You must either purchase or already have one of these pumps in order to properly operate the Stub Tugger.
- TCB48-66 Counter Balance
- 17-300822 Seal Repair Kit
- Spear *See table on page 210.*
- Spear Extension *See table on page 207.*
- Extension Chair (Required when using any extensions) *See table on page 207.*
- 80-3055-3-00 Spear Adapter *See table on page 207.*
- 80-3055-4 Horseshoe Lock *See table on page 207.*



## Spear and accessory items for tube OD sizes 3/8" (9.5mm) thru 1" (25.4mm).



### Optional Spear Extensions Available

Recommended to allow the operator to work from the outside of the water box and channel plate applications.  
If using an extension, both the extension chair & spear extension are required.



## Spear items for tube OD sizes 1-1/4" (31.8mm) thru 2-1/2" (63.5mm).

All parts below are required for use.



### Spear Accessories:

Spear Accessories	
Accessories	Part Number
Spear Adapter	80-3055-3-00
Horseshoe Lock	80-3055-4
Male X Male Spear Extension	80-3055-5
Male X Female Spear Extension	80-3055-10

Extension Chair	
Tube OD	Part Number
3/8" - 1" (9.5 - 31.8mm)	80-3055-7
1-1/2" - 1-3/4" (38.1 - 44.5mm)	80-36307
2" (50.8mm)	80-36308
2-1/4" - 2-1/2" (57.2 - 63.5mm)	80-36309
3" (76.2mm)	80-36311

An extension chair is required when using a spear extension.



# Manual Tube Puller

## Tube Size

- 3/8" to 1" OD
- (9.5 to 25.4mm) OD



*Spear and nose pieces must be purchased separately.*

Elliott's Model 904500 Manual Tube Puller is ideal for pulling a limited number of tubes in heat exchangers, chillers, fin fan coolers, and surface condensers.

The Manual Tube Puller incorporates a socket and thrust bearing to allow for use with an impact wrench. Elliott's manual tube puller is a great value because the puller works on tube ODs 3/8" to 1" (9.5 to 25.4mm), so all you need to purchase is a nose piece for each tube OD. E Series spears must be purchased separately.

The easy to use 904500 Manual Tube Puller allows you to pull tubes at a minimum tooling cost.

## Features & Benefits:

- One puller accommodates tube OD sizes 3/8" to 1" (9.5 to 25.4mm) - only need to purchase nose piece.
- Uses standard spears - lower tool cost.
- Minimum investment - lower tool cost.
- Manual tool - no capital expense for pump & ram.
- Compact - easy to store.

## Spares & Accessories:

- Spears *See table on page 210.*\*
- Nose Piece\*

*\* Required to operate the Manual Tube Puller*

Tube OD	Nose Piece
3/8"	904502-05
1/2"	904502-04
5/8"	904502-01
3/4"	904502-02
7/8"	904502-06
1"	904502-03






# E-Series Hex Spears

## Tube Size

- 0.375" to 3.000" OD
- (9.5 to 76.2mm) OD



Elliott's E Series Hex Spears are used with the Elliott Stub Tugger or Manual Tube Puller to successfully pull tubes in chillers, heat exchangers, condensers, fin fan coolers, and boilers.

Simply size the spear, apply spear lubricant on the pulling teeth, and then set the spear by employing a hand ratchet or impact wrench. To aid in the removal of the tube stub from the spear, back the spear off and then employ the Stub Tugger or Manual Tube Puller to successfully remove the tube.

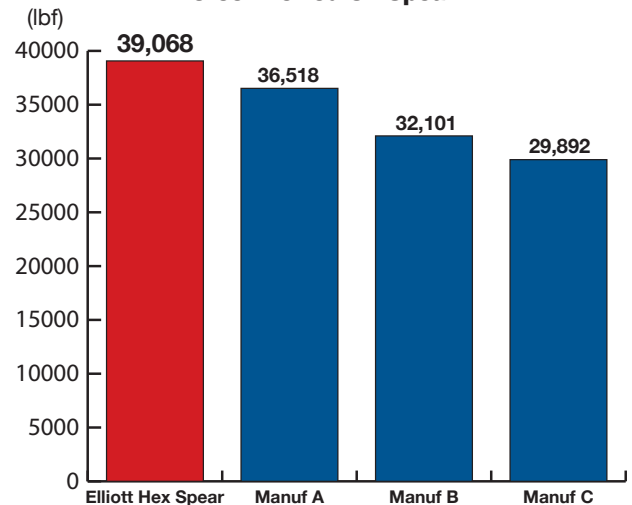
## Features & Benefits:

- New, innovative design means the best tool life possible at a competitive price.
- The best value spear on the market.
- Each spear is rated to withstand a minimum of 120,000 psi tensile strength to increase pulling capacity and tool life.
- Engineered design lowers the chance that the gripping end of the spear will break off in the tube, saving time, money and hassle.

## Spares & Accessories:

- P8788 Spear Lubricant: Highly recommended for use on spear threads to greatly increase spear life.

Force Exerted On Spear



# E-Series Hex Spears

Tube OD	BWG	Part #	"A" Ø		Hex Size	
			Inch	mm		
3/8" (9.5mm)	16-17	E375-16	0.240	6.1	5/8" Flat	
	18-19	E375-18	0.272	6.9		
	20-22	E375-20	0.295	7.5		
1/2" (12.7mm)	16-17	E500-16	0.365	9.3	7/8"	
	18-19	E500-18	0.397	10.1		
	20-22	E500-20	0.427	10.9		
5/8" (15.8mm)	12-13	E625-12	0.402	10.2		
	14-15	E625-14	0.454	11.5		
	16-17	E625-16	0.489	12.4		
	18-19	E625-18	0.521	13.2		
	20-22	E625-20	0.545	13.8		
3/4" (19.1mm)	8-9	E750-8	0.410	10.4		
	10-11	E750-10	0.470	11.9		
	12-13	E750-12	0.520	13.2		
	14-15	E750-14	0.579	14.7		
	16-17	E750-16	0.614	15.6		
	18-19	E750-18	0.646	16.4		
	20-22	E750-20	0.670	17.0		
7/8" (22.2mm)	12-13	E875-12	0.652	16.6		
	14-15	E875-14	0.699	17.8		
	16-17	E875-16	0.740	18.8		
	18-19	E875-18	0.760	19.3		
	20-22	E875-20	0.800	20.3		
1" (25.4mm)	8-9	E1000-8	0.660	16.8		
	10-11	E1000-10	0.720	18.3		
	12-13	E1000-12	0.777	19.7		
	14-15	E1000-14	0.829	21.1		
	16-17	E1000-16	0.864	22.0		
	18-19	E1000-18	0.896	22.8		
	20-22	E1000-20	0.920	23.3		
1-1/4" (31.8mm)	8-9	E1250-8	0.900	22.9	1-1/8"	
	10-11	E1250-10	0.977	24.8		
	12-13	E1250-12	1.027	26.1		
	14-15	E1250-14	1.079	27.4		
	16-17	E1250-16	1.115	28.3		
1-1/2" (38.1mm)	18-19	E1250-18	1.145	29.1		
	8-9	E1500-8	1.165	29.6	1-1/4"	
	10-11	E1500-10	1.227	31.2		
	12-13	E1500-12	1.277	31.9		
	14-15	E1500-14	1.329	33.8		
16-17	E1500-16	1.365	34.7			
1-3/4" (44.5mm)	10-11	E1750-10	1.462	37.1	1-5/8"	
	12-13	E1750-12	1.512	38.4		
	14-15	E1750-14	1.564	39.7		
	16-17	E1750-16	1.600	40.6		
2" (50.8mm)	7-9	E2000-7	1.620	41.2		
	10-11	E2000-10	1.710	43.4		
	12-13	E2000-12	1.770	45.0		
	14-15	E2000-14	1.820	46.2		
	16-17	E2000-16	1.865	47.4		
	18-19	E2000-18	1.897	48.2		
2-1/2" (63.5mm)	7-9	E2500-7	2.120	53.9		2-1/4"
	10-11	E2500-10	2.220	56.4		
	12-13	E2500-12	2.270	57.7		
	14-15	E2500-14	2.320	58.9		
3" (76.2mm)	10-11	E3000-10	2.722	69.1	2-3/4"	
	12-13	E3000-12	2.772	70.4		
	14-15	E3000-14	2.820	71.6		



# 430G Series Pneumatic Hammer

## Tube Size

- 0.375" to 2.000" OD
- (9.5 to 50.8mm) OD



*Elliott's 430G Pneumatic Hammer is the recommended driving tool for Elliott's Knockout Tools and Collapsing Tools to remove tube stubs in heat exchangers or beading tubes in firetube boilers.*

Knockout Tools are used to punch the tubes out of the tube sheet while Collapsing Tools collapse tubes from one end of a heat exchanger and then the tube is pulled from the other end.

The 430G Pneumatic Hammer accepts Type No. 6 0.680" (17.3mm) diameter by 2-3/8" (60.3mm) long shanks.

## Features & Benefits:

- Lightweight & compact design - easy to move in tight areas.
- Used also for tube collapsing and flaring - greater productivity.

## Specifications:

- Piston Diameter & Stroke: 1-1/8" X 2" (28.6 X 50.8mm).
- Length (Overall): 14" (355.6mm).
- Blows per minute: 2,300.
- Net Weight: 17 lbs. (7 Kg.).
- Air Requirement: 30 CFM @ 90 PSI.
- Hose Diameter: 1/2" (12.7mm).

## 430G Pneumatic Hammer package includes:

- Hose Whip
- Filter-Lubricator
- Carrying Case

## Spares & Accessories:

- 6070 Filter-Lubricator: Included with the 430G Pneumatic Hammer package.
- Knockout Tools
- Collapsing Tools



# 430G Series Spares & Accessories

## Knockout Tools



Elliott's Knockout Tools, also known as tube drifts, are used to punch the tubes out of a tube sheet with the 430G Pneumatic Hammer.

The Type No. 6 Shank 0.680 (17.3mm) diameter by 2-3/8" (60.3mm) long with retainer is the standard shank supplied with these tools. Other style shanks are available. Contact Customer Service for details.

Tube OD	BWG	Part #	Tube OD	BWG	Part #
1/2" (12.7mm)	15	8496-29T6	3/4" (19.1mm)	17	8496-76T6
	16	8496-30T6		18	8496-77T6
	17	8496-31T6		19	8496-78T6
	18	8496-32T6		20	8496-79T6
	19	8496-33T6		10	8496-87T6
	20	8496-34T6		11	8496-88T6
5/8" (15.9mm)	10	8496-45T6	7/8" (22.2mm)	12	8496-89T6
	11	8496-46T6		13	8496-90T6
	12	8496-47T6		14	8496-91T6
	13	8496-48T6		15	8496-92T6
	14	8496-49T6		16	8496-93T6
	15	8496-50T6		17	8496-94T6
	16	8496-51T6		18	8496-95T6
	17	8496-52T6		19	8496-96T6
	18	8496-53T6		20	8496-97T6
	19	8496-54T6		21	8496-98T6
3/4" (19.1mm)	20	8496-55T6	1" (25.4mm)	22	8496-99T6
	8	8496-67T6		10	8496-102T6
	9	8496-68T6		11	8496-103T6
	10	8496-69T6		12	8496-104T6
	11	8496-70T6		13	8496-105T6
	12	8496-71T6		14	8496-106T6
	13	8496-72T6		15	8496-107T6
	14	8496-73T6		16	8496-108T6
15	8496-74T6	17	8496-109T6		
16	8496-75T6	18	8496-110T6		

## Collapsing Tools



Elliott's Collapsing Tools are used to collapse one end of the tube; then the tube is pulled from the other end of the heat exchanger. Collapsing tools may either be used by hand or with the 430G Pneumatic Hammer.

The Collapsing Tool with the 430G Pneumatic Hammer can also be used as a tube ripper. Simply place the ripping edge of the chisel into one of the flutes of the tube pulling spear and press the trigger, then run the chisel down the spear's flute to the end. The tube can then be easily removed from the spear by hand.

The Type No. 6 Shank 0.680 (17.3mm) diameter by 2-3/8" (60.3mm) long with retainer is the standard shank supplied with these tools. Other style shanks are available. Contact Customer Service for details.

Tube OD	Part #	Maximum Sheet
3/8"	8637-6T6	1-3/4"
1/2"	8637-8T6	2-1/2"
5/8"	8637-10T6	2-1/2"
3/4"	8637-12T6	2-5/8"
7/8"	8637-14T6	2-3/4"
1"	8637-16T6	3"
1-1/8"	8637-18T6	3-1/4"

Tube OD	Part #	Maximum Sheet
1-1/4"	8637-20T6	3-1/4"
1-3/8"	8637-22T6	3-1/4"
1-1/2"	8637-24T6	3-1/4"
1-5/8"	8637-26T6	3-3/8"
1-3/4"	8637-28T6	3-1/2"
1-7/8"	8637-30T6	4"
2"	8637-32T6	4-1/4"



# Wall-Reducing Tools



Elliott's Wall-Reducing Tools are used to reduce the tube wall in cases where it is necessary in order to remove the tube.

These specially designed tools have a piloted ground nose to keep the drill centered in the tube. The drill is sized to leave approximately .015" tube wall material left in the tube. The remaining tube material can then easily quickly be removed with a companion knockout tool and pneumatic hammer.

Tube OD	BWG	Part #	Morse Taper
3/8"	16-17	8660-16	1
	18-19	8660-18	
	20-21	8660-20	
	22-23	8660-22	
1/2"	16-17	8661-16	2
	18-19	8661-18	
	20-21	8661-20	
	22-23	8661-22	
5/8"	12-13	8662-12	2
	14-15	8662-14	
	16-17	8662-16	
	18-19	8662-18	
	20-21	8662-20	
	22-23	8662-22	
3/4"	10-11	8663-10	2
	12-13	8663-12	
	14-15	8663-14	
	16-17	8663-16	
	18-19	8663-18	
	20-21	8663-20	
22-23	8663-22		

Tube OD	BWG	Part #	Morse Taper
7/8"	10-11	8664-10	3
	12-13	8664-12	
	14-15	8664-14	
	16-17	8664-16	
	18-19	8664-18	
	20-21	8664-20	
1"	22-23	8664-22	3
	10-11	8665-10	
	12-13	8665-12	
	14-15	8665-14	
	16-17	8665-16	
	18-19	8665-18	
20-21	8665-20		
22-23	8665-22		

Other sizes and shank types are available. Contact Customer Service for details.



# 430D Series Jumbo Tube Buster

## Tube Size

- 0.625" to 2.500" OD
- (15.9 to 63.5mm) OD



*Elliott's 430D Jumbo Tube Buster is the recommended driving tool for Elliott's Jumbo Knockout Tools to remove tube stubs in heat exchangers, firetube boilers, and watertube boilers.*

Jumbo Knockout Tools are used to punch the tubes out of the tube sheet and are available in either 8" (203.0mm) or 16" (406.0mm) reach. The tools are piloted to prevent damage to the tube sheet.

The 430D Jumbo Tube Buster uses a number 15 shank. The tool features a barrel design that captures the compression piston and the inside trigger feature permits throttle control of the tool.

## Features & Benefits:

- Lightweight & compact design - easy to move in tight areas.
- Uses retainers on tools - improved operator safety.
- Used also for tube collapsing, belling, and flaring - greater productivity.

## Specifications:

- Piston Diameter & Stroke: 1-3/16" X 8" (30.2 X 203.2mm).
- Net Weight: 30 lbs. (13.6 Kg.).
- Air Requirement: 42 CFM @ 90 PSI.
- Hose Diameter: 1/2" (12.7mm) NPT.

## 430D Jumbo Tube Buster package includes:

- Hose Whip
- Filter-Lubricator
- Carrying Case

## Spares & Accessories:

- 6070 Filter-Lubricator: Included with the 430D Jumbo Tube Buster package.
- Knockout Tools: Available with 8" (203.0mm) or 16" (406.0mm) reaches.



# 430D Series Knockout Tools

Elliott's Jumbo Knockout Tools, also known as tube drifts, are used to punch the tubes out of a tube sheet with the 430D Jumbo Tube Buster.

The 430D Jumbo Tube Buster uses shank number 15. The Jumbo Knockout Tools are available in reaches of both 8" (203.2mm) and 16" (406.4mm).



8" (203.2mm) Reach Jumbo Knockout Tools (Tube Drifts)					
Tube OD	Gauges 10-11	Gauges 12-13	Gauges 14-15	Gauges 16-17	Gauges 18-19
5/8" (15.9mm)	8777-1010	8777-1012	8777-1014	8777-1016	8777-1018
3/4" (19.1mm)	8777-1210	8777-1212	8777-1214	8777-1216	8777-1218
7/8" (22.2mm)	8777-1410	8777-1412	8777-1414	8777-1416	8777-1418
1" (25.4mm)	8777-1610	8777-1612	8777-1614	8777-1616	8777-1618
1-1/4" (31.8mm)	8777-2010	8777-2012	8777-2014	8777-2016	8777-2018
1-1/2" (38.1mm)	8777-2410	8777-2412	8777-2414	8777-2416	8777-2418
1-3/4" (44.5mm)	8777-2810	8777-2812	8777-2814	8777-2816	8777-2818
2" (50.8mm)	8777-3210	8777-3212	8777-3214	8777-3216	8777-3218
2-1/2" (63.5mm)	8777-4010	8777-4012	8777-4014	8777-4016	8777-4018

16" (406.4mm) Reach Jumbo Knockout Tools (Tube Drifts)					
Tube OD	Gauges 10-11	Gauges 12-13	Gauges 14-15	Gauges 16-17	Gauges 18-19
5/8" (15.9mm)	8777-1010-16	8777-1012-16	8777-1014-16	8777-1016-16	8777-1018-16
3/4" (19.1mm)	8777-1210-16	8777-1212-16	8777-1214-16	8777-1216-16	8777-1218-16
7/8" (22.2mm)	8777-1410-16	8777-1412-16	8777-1414-16	8777-1416-16	8777-1418-16
1" (25.4mm)	8777-1610-16	8777-1612-16	8777-1614-16	8777-1616-16	8777-1618-16
1-1/4" (31.8mm)	8777-2010-16	8777-2012-16	8777-2014-16	8777-2016-16	8777-2018-16
1-1/2" (38.1mm)	8777-2410-16	8777-2412-16	8777-2414-16	8777-2416-16	8777-2418-16
1-3/4" (44.5mm)	8777-2810-16	8777-2812-16	8777-2814-16	8777-2816-16	8777-2818-16
2" (50.8mm)	8777-3210-16	8777-3212-16	8777-3214-16	8777-3216-16	8777-3218-16
2-1/2" (63.5mm)	8777-4010-16	8777-4012-16	8777-4014-16	8777-4016-16	8777-4018-16

Note: Split Sleeve 430D1 is required for operating 1" (25.4mm) and larger Jumbo Knockout Tools.





# Why Choose **ELLIOTT?**

As the original tube tool company since 1892, you can count on Elliott Tool Technologies for high quality products that are available when you need them.



**“The team at Elliott Tool not only sold me exactly what I needed, they took the time to come to my office and train my team on the proper way to use the tools and proper maintenance of the tools... A wise man once told me to surround yourself with successful people and you will be successful. Elliott Tool will always be part of my team!”**

**-James Williams, Owner  
Williams Mechanical Services**

**“Elliott’s service has always been good and reliable and replacement parts and consumables are available if we need them.”**

**-Charles Gardinier, Chilling Station Maintenance Supervisor  
University of Texas at Austin**

**“At Trane, we have an unceasing pursuit for improving our manufacturing processes. Having manufacturing partners that are equally engaged is essential to a sustainable future. Elliott Tool Technologies has embraced that role with swift response by leading and providing custom tool solutions to match our continuous improvement goals.”**

**-Max Ford, Manufacturing Engineer  
Trane Technologies, La Crosse, WI**

**“Support was the reason we went with the Elliott equipment. The product is great and the people we worked with have been great.”**

**-Ryan Pitre, Manufacturing Engineer  
Alfa Laval Inc**

**“Elliott really paid attention to what I needed to accomplish on the job... Visiting Elliott’s solution center allowed me to see several systems first hand, helping us choose a safer and more cost effective method. Their team was also able to provide valuable on-site training to make sure we got the best results out of our tooling.”**

**-Matt Sauls, Project Manager  
Midwest Environmental Services**



# SUPPORT

Quality Assurance .....	220
'I Need It Yesterday' Expediting .....	221
Rental Capability .....	222
Tube Wall Conversion Table .....	224
Recommended Cutting Speed Specifications .....	225



 **ELLIOTT**  
THE KNOWLEDGE

# Quality Assurance

Elliott Tool Technologies has always stood for quality tube tools. From engineering, manufacturing and quality control Elliott is committed to producing a product that you can be confident in using time after time.

## Elliott's Quality

You can rely on Elliott to provide tools that are tougher than the job and are the best in the industry. To achieve this goal, we utilize continuous improvement, Six Sigma and 5-S. Elliott firmly believes the last thing you should have to worry about is the quality of your tools. However, if you require a more formal assurance of quality we do offer the following options.

## Certificate of Compliance/Conformance

A Certificate of Compliance/Conformance will certify your tool is manufactured according to our engineer specifications. Some refer to a Certificate of Compliance and a Certificate of Conformance as two separate Certificates; Elliott considers them as one Certificate. Should you require a Certificate of Compliance/Conformance, there is no additional charge. In most cases, customer requests for a Certificate of Compliance/Conformance will not delay the delivery of your tools. Requests for Certificates of Compliance/Conformance must be made at the time of your order.

## Materials Certificate

A Materials Certificate certifies the material used to manufacture the tools. The price of a Materials Certificate will vary based on the complexity of the tool. Requests for a Materials Certificate could change availability and delivery time of your tools depending on the complexity of the part. A complete quote for pricing and availability is available upon request. Requests for Materials Certificates must be made at the time of your order.

For more specific information, contact your Elliott sales representative.



“ I can go to our tube rolling equipment drawers and pull out serviceable rolling equipment that could easily be older than my 62 years! ”

- Don Poush



Elliott Tool strives to be the industry's leading supplier of *Quality tube tools for an 'I need it yesterday' world.*™ Here are the services you can count on.

## Catalog Items

Many of the items shown in this catalog are in stock and available for same day shipment when we receive your order on business days before 5:00 PM US Eastern. Orders destined for export or requiring shipment via freight usually can be shipped the next day. If the catalog item is not available for immediate shipment in the quantities you need, we will rapidly explore all of these options:

- Partial shipment to get you started while Elliott manufactures the balance of your needs.
- Expediting your need through the manufacturing process.
- If your need is recurring, revising Elliott's stock accordingly.

If after you have submitted an order to Elliott and later decide you need it sooner, Elliott will do everything possible to meet your needs. Your Elliott sales representative will investigate for free if the item(s):

- Are already available for complete shipment.
- Are available for partial shipment.
- If expediting through manufacturing according to your new need is possible.

If expediting is possible, a service fee of the lesser of \$250 or 25% of the extended amount of the line item(s) being expedited is applied. This service fee helps to defray Elliott's additional costs related to manufacturing rescheduling, overtime labor, and expediting fees Elliott incurs with our suppliers.

## Special Items

Elliott Tool welcomes the opportunity to meet your needs for tube tools not included in this catalog and has more than 100 years of development experience to back you up. Normal lead times are 30 business days after receipt of your approval of our design. If your need is more urgent Elliott can usually provide expediting for a service fee of the greater of \$250 or 25% of the extended amount of the line item(s) being expedited. This service fee helps to defray Elliott's additional costs related to manufacturing rescheduling, overtime labor, and expediting fees Elliott incurs with our suppliers.

Should your need for a special item be ongoing then Elliott Tool will commit to understand and supply the items to you according to your forecast. Contact your Elliott Tool sales representative for more information.

# Rental Capability

Many of the products in this catalog are available for rent to customers and sites located in the United States and Canada. There are many practical considerations prohibitively affecting rental commerce outside of the United States and Canada but such customers are invited to contact Elliott to discuss ways to overcome them.

Elliott offers daily, weekly, and monthly rental rates. Unless otherwise noted, all quotes are at the weekly rate. Rentals accrue daily, have a 1 week minimum rental period, and will be charged according to the daily, weekly or monthly rate for the rental period. The rental period begins when you receive the item and stops when you ship it back to Elliott.

Upon shipment Elliott will invoice for the first 7 days of rental, any consumable items, and outbound freight. Every 28 days of rent, Elliott will issue a progress bill based on the monthly rate for that item less the pre-paid amount for the first week. After the item is returned, a final bill for any outstanding rent will be invoiced. For rentals that are paid by credit card, a one-month deposit is required. At each progress bill, an additional month will be charged for the next rental period. Once the item is returned, the difference between the pre-charged amount and the actual rental will be credited back to the credit card on file.

Return all rental equipment to:

Elliott Tool Technologies, Ltd  
Attn: Rental Department  
1760 Tuttle Avenue  
Dayton, OH 45403  
United States

A Return Material Authorization (RMA) is not required.

If you choose to purchase a new item, Elliott will credit 50%\* of the current rental charges for that item towards the purchase of the same item.

***\*The maximum credit you will receive towards the purchase of a new tool may not exceed 25% of the Retail List Price of that brand new tool.***

If you choose to purchase the rental item, Elliott will credit 50%\*\* of the current rental charges towards the purchase of the used rental item.

***\*\*The maximum credit you will receive towards the purchase of a used tool may not exceed 25% of the Retail List Price. (Retail List Price of a rental tool is 15% less than the list price of that of the same tool in brand new condition).***

You must notify Elliott of your interest in doing so while the rental period is still open. Please note that some equipment is excluded from this offer.

Repairs of rental equipment due to reasons other than normal wear will be charged to the renter. Rental equipment not returned will be invoiced at Elliott's list price in addition to the rental charges. Consumable items that are returned will be credited in accordance with the customer returns terms and conditions.



FOR  
RENT

Look for the  
"FOR RENT" stamp  
at the bottom  
of the product page.

# EXPERT TIPS & TRICKS

Do you have a tough application question or want to learn more about a product?  
Sign up to receive our monthly newsletter!

## Elliott Tool Newsletter Offers:

- Tips & Tricks
- Expert Advice
- Results Reports
- New Product Announcements

For more information about our newsletter or to subscribe, visit [www.elliott-tool.com](http://www.elliott-tool.com)



# Tube Wall Conversion Table

B.W.G.	Wall Thickness	Outside Diameter Tubes																				
		1/4"	3/8"	1/2"	5/8"	3/4"	7/8"	1"	1 1/4"	1 1/2"	1 3/4"	2"	2 1/4"	2 1/2"	2 3/4"	3"	3 1/4"	3 1/2"	3 3/4"	4"	4 1/4"	4 1/2"
		6.35	9.52	12.70	15.87	19.05	22.22	25.40	31.75	38.10	44.45	50.80	57.15	63.50	69.85	76.20	82.55	88.90	95.25	101.60	107.95	114.30
00	inch	0.380					0.115	0.240	0.490	0.740	0.990	1.240	1.490	1.740	1.990	2.240	2.490	2.740	2.990	3.240	3.490	3.740
	mm	9.65					2.92	6.10	12.45	18.80	25.15	31.50	37.85	44.20	50.55	56.90	63.25	69.60	75.95	82.30	88.65	95.00
0	inch	0.340				0.070	0.195	0.320	0.570	0.820	1.070	1.320	1.570	1.820	2.070	2.320	2.570	2.820	3.070	3.320	3.570	3.820
	mm	8.64				1.78	4.95	8.13	14.48	20.83	27.18	33.53	39.88	46.23	52.58	58.93	65.28	71.63	77.98	84.33	90.68	97.03
1	inch	0.300			0.025	0.150	0.275	0.400	0.650	0.900	1.150	1.400	1.650	1.900	2.150	2.400	2.650	2.900	3.150	3.400	3.650	3.900
	mm	7.62			0.64	3.81	6.99	10.16	16.51	22.86	29.21	35.56	41.91	48.26	54.61	60.96	67.31	73.66	80.01	86.36	92.71	99.06
2	inch	0.284			0.057	0.182	0.307	0.432	0.682	0.932	1.182	1.432	1.682	1.932	2.182	2.432	2.682	2.932	3.182	3.432	3.682	3.932
	mm	7.21			1.45	4.62	7.80	10.97	17.32	23.67	30.02	36.37	42.72	49.07	55.42	61.77	68.12	74.47	80.82	87.17	93.52	99.87
3	inch	0.259			0.107	0.232	0.357	0.482	0.732	0.982	1.232	1.482	1.732	1.982	2.232	2.482	2.732	2.982	3.232	3.482	3.732	3.982
	mm	6.58			2.72	5.89	9.07	12.24	18.59	24.94	31.29	37.64	43.99	50.34	56.69	63.04	69.39	75.74	82.09	88.44	94.79	101.14
4	inch	0.238		0.024	0.149	0.274	0.399	0.524	0.774	1.024	1.274	1.524	1.774	2.024	2.274	2.524	2.774	3.024	3.274	3.524	3.774	4.024
	mm	6.05		0.61	3.78	6.96	10.13	13.31	19.66	26.01	32.36	38.71	45.06	51.41	57.76	64.11	70.46	76.81	83.16	89.51	95.86	102.21
5	inch	0.220		0.060	0.185	0.310	0.435	0.560	0.810	1.060	1.310	1.560	1.810	2.060	2.310	2.560	2.810	3.060	3.310	3.560	3.810	4.060
	mm	5.59		1.52	4.70	7.87	11.05	14.22	20.57	26.92	33.27	39.62	45.97	52.32	58.67	65.02	71.37	77.72	84.07	90.42	96.77	103.12
6	inch	0.203		0.094	0.219	0.344	0.469	0.594	0.844	1.094	1.344	1.594	1.844	2.094	2.344	2.594	2.844	3.094	3.344	3.594	3.844	4.094
	mm	5.16		2.39	5.56	8.74	11.91	15.09	21.44	27.79	34.14	40.49	46.84	53.19	59.54	65.89	72.24	78.59	84.94	91.29	97.64	103.99
7	inch	0.180		0.140	0.265	0.390	0.515	0.640	0.890	1.140	1.390	1.640	1.890	2.140	2.390	2.640	2.890	3.140	3.390	3.640	3.890	4.140
	mm	4.57		3.56	6.73	9.91	13.08	16.26	22.61	28.96	35.31	41.66	48.01	54.36	60.71	67.06	73.41	79.76	86.11	92.46	98.81	105.16
8	inch	0.165	0.045	0.170	0.295	0.420	0.545	0.670	0.920	1.170	1.420	1.670	1.920	2.170	2.420	2.670	2.920	3.170	3.420	3.670	3.920	4.170
	mm	4.19	1.14	4.32	7.49	10.67	13.84	17.02	23.37	29.72	36.07	42.42	48.77	55.12	61.47	67.82	74.17	80.52	86.87	93.22	99.57	105.92
9	inch	0.148	0.079	0.204	0.329	0.454	0.579	0.704	0.954	1.204	1.454	1.704	1.954	2.204	2.454	2.704	2.954	3.204	3.454	3.704	3.954	4.204
	mm	3.76	2.01	5.18	8.36	11.53	14.71	17.88	24.23	30.58	36.93	43.28	49.63	55.98	62.33	68.68	75.03	81.38	87.73	94.08	100.43	106.78
10	inch	0.134	0.107	0.232	0.357	0.482	0.607	0.732	0.982	1.232	1.482	1.732	1.982	2.232	2.482	2.732	2.982	3.232	3.482	3.732	3.982	4.232
	mm	3.40	2.72	5.89	9.07	12.24	15.42	18.59	24.94	31.29	37.64	43.99	50.34	56.69	63.04	69.39	75.74	82.09	88.44	94.79	101.14	107.49
11	inch	0.120	0.135	0.260	0.385	0.510	0.635	0.760	1.010	1.260	1.510	1.760	2.010	2.260	2.510	2.760	3.010	3.260	3.510	3.760	4.010	4.260
	mm	3.05	3.43	6.60	9.78	12.95	16.13	19.30	25.65	32.00	38.35	44.70	51.05	57.40	63.75	70.10	76.45	82.80	89.15	95.50	101.85	108.20
12	inch	0.109	0.032	0.157	0.282	0.407	0.532	0.657	0.782	1.032	1.282	1.532	1.782	2.032	2.282	2.532	2.782	3.032	3.282	3.532	3.782	4.032
	mm	2.77	0.81	3.99	7.16	10.34	13.51	16.69	19.86	26.21	32.56	38.91	45.26	51.61	57.96	64.31	70.66	77.01	83.36	89.71	96.06	102.41
13	inch	0.095	0.060	0.185	0.310	0.435	0.560	0.685	0.810	1.060	1.310	1.560	1.810	2.060	2.310	2.560	2.810	3.060	3.310	3.560	3.810	4.060
	mm	2.41	1.52	4.70	7.87	11.05	14.22	17.40	20.57	26.92	33.27	39.62	45.97	52.32	58.67	65.02	71.37	77.72	84.07	90.42	96.77	103.12
14	inch	0.083	0.084	0.209	0.334	0.459	0.584	0.709	0.834	1.084	1.334	1.584	1.834	2.084	2.334	2.584	2.834	3.084	3.334	3.584	3.834	4.084
	mm	2.11	2.13	5.31	8.48	11.66	14.83	18.01	21.18	27.53	33.88	40.23	46.58	52.93	59.28	65.63	71.98	78.33	84.68	91.03	97.38	103.73
15	inch	0.072	0.106	0.231	0.356	0.481	0.606	0.731	0.856	1.106	1.356	1.606	1.856	2.106	2.356	2.606	2.856	3.106	3.356	3.606	3.856	4.106
	mm	1.83	2.69	5.87	9.04	12.22	15.39	18.57	21.74	28.09	34.44	40.79	47.14	53.49	59.84	66.19	72.54	78.89	85.24	91.59	97.94	104.29
16	inch	0.065	0.120	0.245	0.370	0.495	0.620	0.745	0.870	1.120	1.370	1.620	1.870	2.120	2.370	2.620	2.870	3.120	3.370	3.620	3.870	4.120
	mm	1.65	3.05	6.22	9.40	12.57	15.75	18.92	22.10	28.45	34.80	41.15	47.50	53.85	60.20	66.55	72.90	79.25	85.60	91.95	98.30	104.65
17	inch	0.058	0.134	0.259	0.384	0.509	0.634	0.759	0.884	1.134	1.384	1.634	1.884	2.134	2.384	2.634	2.884	3.134	3.384	3.634	3.884	4.134
	mm	1.47	3.40	6.58	9.75	12.93	16.10	19.28	22.45	28.80	35.15	41.50	47.85	54.20	60.55	66.90	73.25	79.60	85.95	92.30	98.65	105.00
18	inch	0.049	0.152	0.277	0.402	0.527	0.652	0.777	0.902	1.152	1.402	1.652	1.902	2.152	2.402	2.652	2.902	3.152	3.402	3.652	3.902	4.152
	mm	1.24	3.86	7.04	10.21	13.39	16.56	19.74	22.91	29.26	35.61	41.96	48.31	54.66	61.01	67.36	73.71	80.06	86.41	92.76	99.11	105.46
19	inch	0.042	0.166	0.291	0.416	0.541	0.666	0.791	0.916	1.166	1.416	1.666	1.916									
	mm	1.07	4.22	7.39	10.57	13.74	16.92	20.09	23.27	29.62	35.97	42.32	48.67									
20	inch	0.035	0.180	0.305	0.430	0.555	0.680	0.805	0.930	1.180	1.430	1.680	1.930									
	mm	0.89	4.57	7.75	10.92	14.10	17.27	20.45	23.62	29.97	36.32	42.67	49.02									
21	inch	0.032	0.186	0.311	0.436	0.561	0.686	0.811	0.936	1.186	1.436	1.686	1.936									
	mm	0.81	4.72	7.90	11.07	14.25	17.42	20.60	23.77	30.12	36.47	42.82	49.17									
22	inch	0.028	0.194	0.319	0.444	0.569	0.694	0.819	0.944	1.194	1.444	1.694	1.944									
	mm	0.71	4.93	8.10	11.28	14.45	17.63	20.80	23.98	30.33	36.68	43.03	49.38									
23	inch	0.025	0.200	0.325	0.450	0.575	0.700	0.825	0.950	1.200	1.450	1.700	1.950									
	mm	0.64	5.08	8.26	11.43	14.61	17.78	20.96	24.13	30.48	36.83	43.18	49.53									
24	inch	0.022	0.206	0.331	0.456	0.581	0.706	0.831	0.956													



# Recommended Cutting Speed Specifications

## Revolutions Per Minute

To obtain maximum cutting performance and cutter blade life, refer to the table below for the recommended cutting RPM. A slower RPM is recommended when the optimum cannot be obtained to maximize cutter blade life.

Tube OD	Inconel 10 SFM	Hastelloy 20 SFM	300 Series Stainless Steel 30 SFM	Monel 40 SFM	400 Series Stainless Steel 50 SFM	Titanium 60 SFM	Carbon Steel 80 SFM	Copper 90 SFM	Copper Nickel 100 SFM	Red Brass 200 SFM	Admiralty Brass 225 SFM	Aluminum 250 SFM
1/4" (6.35mm)	153	306	458	611	764	917	1222	1376	1528	3056	3438	3818
5/16" (7.94mm)	122	244	367	489	611	733	978	1100	1222	2445	2750	3055
3/8" (9.53mm)	102	204	306	408	509	611	815	916	1018	2037	2292	2545
7/16" (11.11mm)	87	175	262	349	437	524	699	786	874	1746	1964	2182
1/2" (12.7mm)	76	153	229	306	382	459	611	688	764	1528	1719	1909
9/16" (14.30mm)	68	137	204	272	340	407	543	611	679	1358	1528	1697
5/8" (15.88mm)	61	122	184	245	306	367	489	552	612	1222	1375	1527
11/16" (17.46mm)	55	112	167	222	278	333	444	500	555	1111	1250	1388
3/4" (19.05mm)	51	102	153	203	254	306	408	458	508	1019	1146	1273
13/16" (20.64mm)	47	95	142	190	237	284	379	427	474	940	1058	1175
7/8" (22.23mm)	44	87	131	175	219	262	349	392	438	873	982	1091
1" (25.40mm)	38	76	115	153	191	229	306	344	382	764	859	955
1-1/8" (28.58mm)	34	68	102	136	170	204	272	306	340	679	764	848
1-1/4" (31.75mm)	31	61	92	123	153	183	245	274	306	611	688	764
1-3/8" (34.93mm)	28	56	83	111	139	167	222	250	278	556	625	694
1-1/2" (38.10mm)	25	51	76	102	127	153	204	230	254	509	573	636
1-3/4" (44.45mm)	22	44	66	88	109	131	175	196	218	437	491	545
2" (50.80mm)	19	38	57	76	96	115	153	172	191	382	430	477
2-1/2" (63.50mm)	15	31	46	61	76	92	122	137	153	305	344	382
3" (76.20mm)	13	25	38	51	64	76	102	115	127	255	286	318
4" (101.6mm)	10	19	29	38	48	57	76	86	95	191	215	239

# A Faster Way To Pull Tubes

**Powerful Grip For Fast Tube Pulling**  
Super Collet Tube Puller



For more information, see page 194 or visit our  
website [www.elliott-tool.com/super-collet-tube-puller/](http://www.elliott-tool.com/super-collet-tube-puller/)






## **1** Strong Gripping Power

The collet teeth have been designed using the same principles as Elliott's proven TT Spear. Offering the gripping power of a spear with the speed and convenience of a collet.



## **2** One-Man Operation

Convenient pump control is built into the handles and works seamlessly with Elliott's electric hydraulic pumps.



## **3** Vertical Or Horizontal Pulling

Eye-bolts for easily connecting to a counterbalance in both horizontal or vertical pulling applications.



1760 Tuttle Avenue  
Dayton, Ohio 45403-3428

# The Next Generation Of Push-Pull Motors

## ET850 Torque Controlled Pneumatic Rolling Motor



### A Motor You Can Count On

Elliott's ET850 Motor is the next evolution of push-pull motors. Offering the same USA quality and performance you're used to, the compatibility you need, with additional features to improve the operator's experience.

Motors offer true compatibility with the original Airetool® 850 for convenient maintenance of existing motors.

**For More Information, See Page 66**